



US00D833071S

(12) **United States Design Patent**
Pennington

(10) **Patent No.:** **US D833,071 S**

(45) **Date of Patent:** **** Nov. 6, 2018**

(54) **REVERSIBLE HAIR BAND COVER**

(71) Applicant: **Aleta Pennington**, Topeka, KS (US)

(72) Inventor: **Aleta Pennington**, Topeka, KS (US)

(**) Term: **15 Years**

(21) Appl. No.: **29/592,258**

(22) Filed: **Jan. 27, 2017**

(51) **LOC (11) Cl.** **28-03**

(52) **U.S. Cl.**
USPC **D28/41**

(58) **Field of Classification Search**
USPC D28/39-43, 32, 33, 34; D2/869, 874,
D2/875, 888-890; D11/3-6; 132/53-56,
132/201, 273-275, 101, 126, 128-131,
132/144; 2/DIG. 11, 170
CPC A45D 8/00; A45D 8/36; A45D 2008/004;
A42C 5/02
See application file for complete search history.

(56) **References Cited**

U.S. PATENT DOCUMENTS

5,697,386	A *	12/1997	Chang	A45D 8/36 132/273
5,979,466	A *	11/1999	Chung	A45D 8/36 132/273
6,024,102	A *	2/2000	Huang	A45D 8/36 132/273
6,237,611	B1 *	5/2001	LeCrone	A41D 20/00 132/275
D465,883	S *	11/2002	Moher	D28/41

7,473,004	B1 *	1/2009	Tsai	A44C 15/0015 362/104
D712,094	S *	8/2014	Branson	A45D 8/36 D28/41
8,919,354	B2 *	12/2014	Davis	A45D 8/36 132/275
9,234,654	B1 *	1/2016	Wang	A45D 8/36
D771,312	S *	11/2016	Costanz	D28/41
D788,627	S *	6/2017	Park	D11/5
9,763,507	B2 *	9/2017	Sze	A45D 8/36
2012/0125360	A1 *	5/2012	Hill	A45D 8/36 132/275

* cited by examiner

Primary Examiner — Susan Bennett Hattan
Assistant Examiner — Rebecca Tsehaye

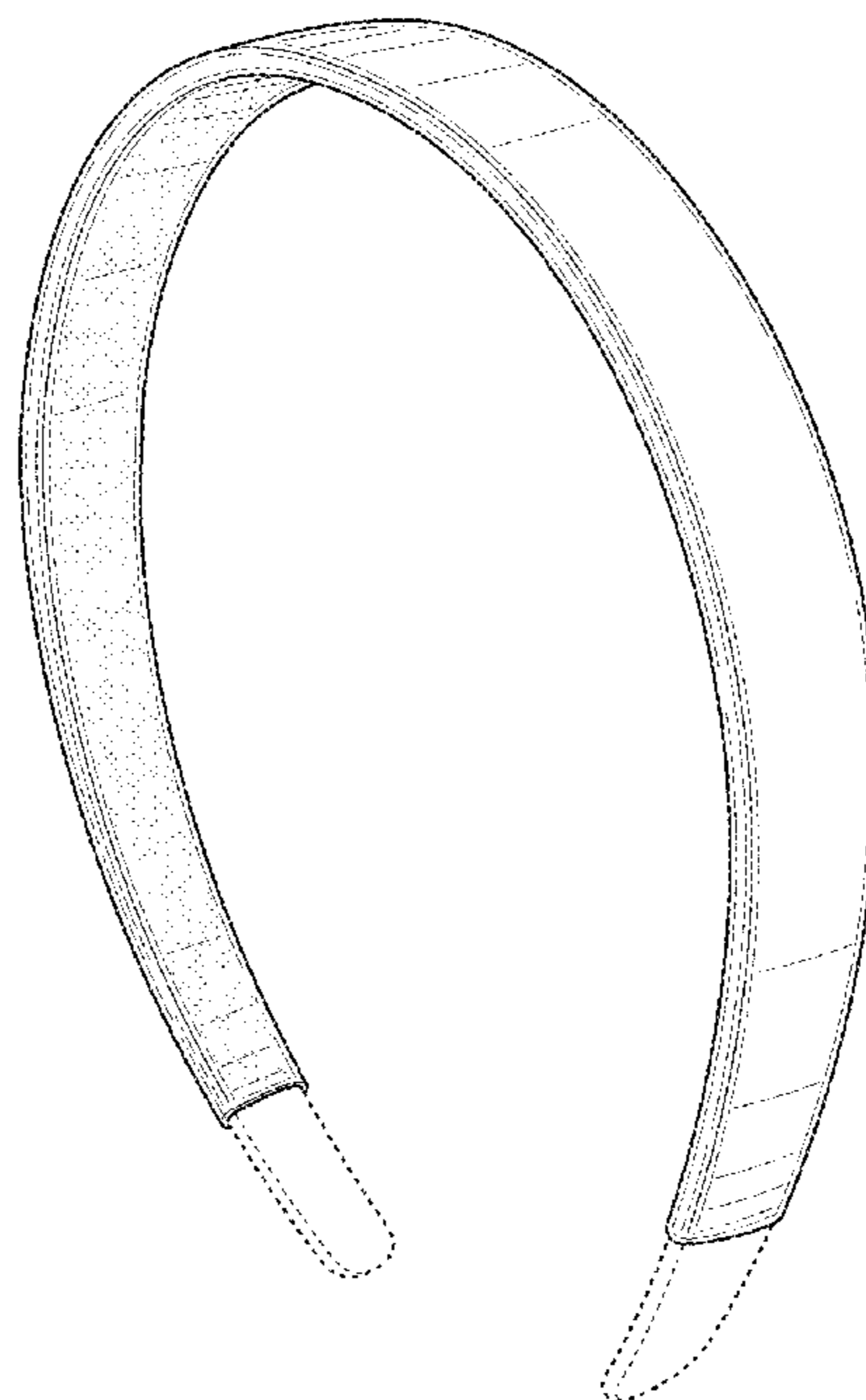
(57) **CLAIM**

The ornamental design for a reversible hair band cover, as shown and described.

DESCRIPTION

FIG. 1 is a perspective view of the reversible hair band cover showing my new design;
FIG. 2 is a front elevation view thereof;
FIG. 3 is a rear elevation view thereof;
FIG. 4 is a right elevation view thereof;
FIG. 5 is a left elevation view thereof;
FIG. 6 is a top plan view thereof; and
FIG. 7 is a bottom plan view thereof; and,
FIG. 8 is a perspective view thereof with the hair band in an inverted position.
Broken lines are included for depicting environmental subject matter and form no part of the claimed design.

1 Claim, 6 Drawing Sheets



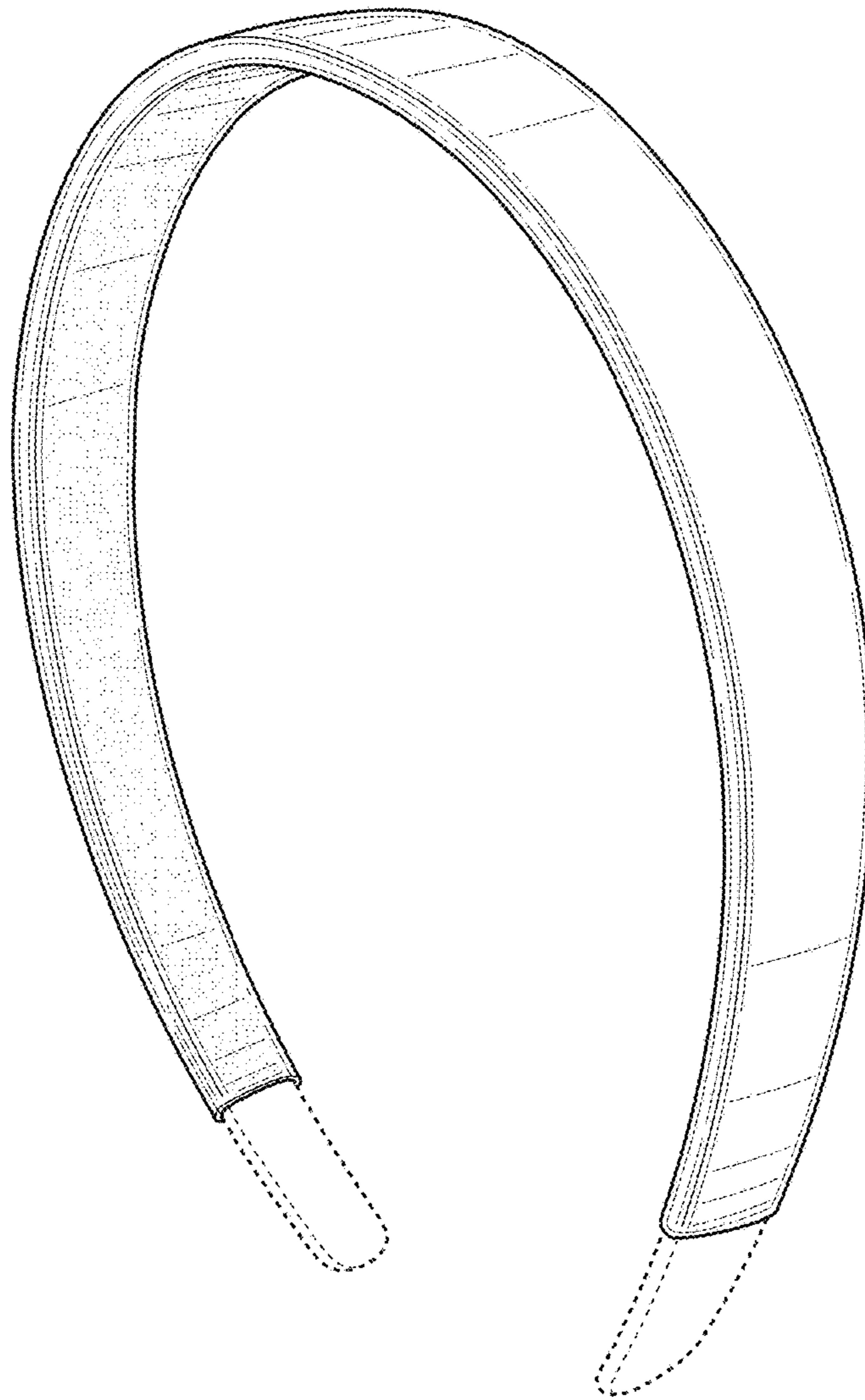


FIG. 1




FIG. 2




FIG. 3




FIG. 4

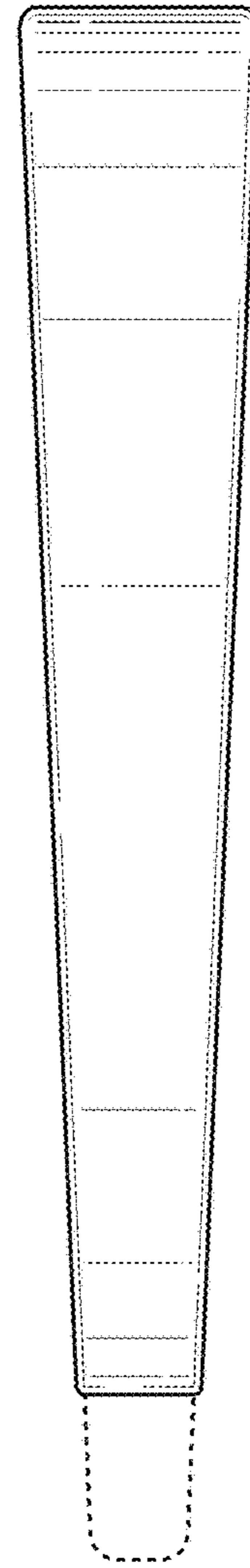


FIG. 5

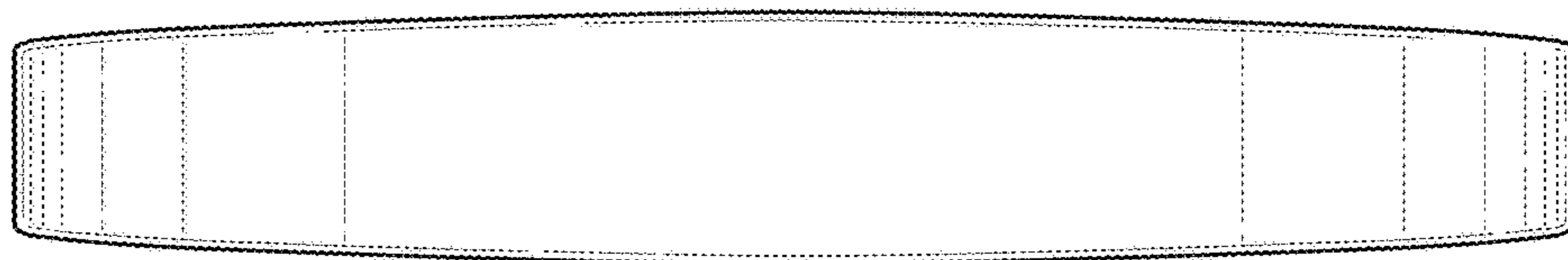


FIG. 6




FIG. 7

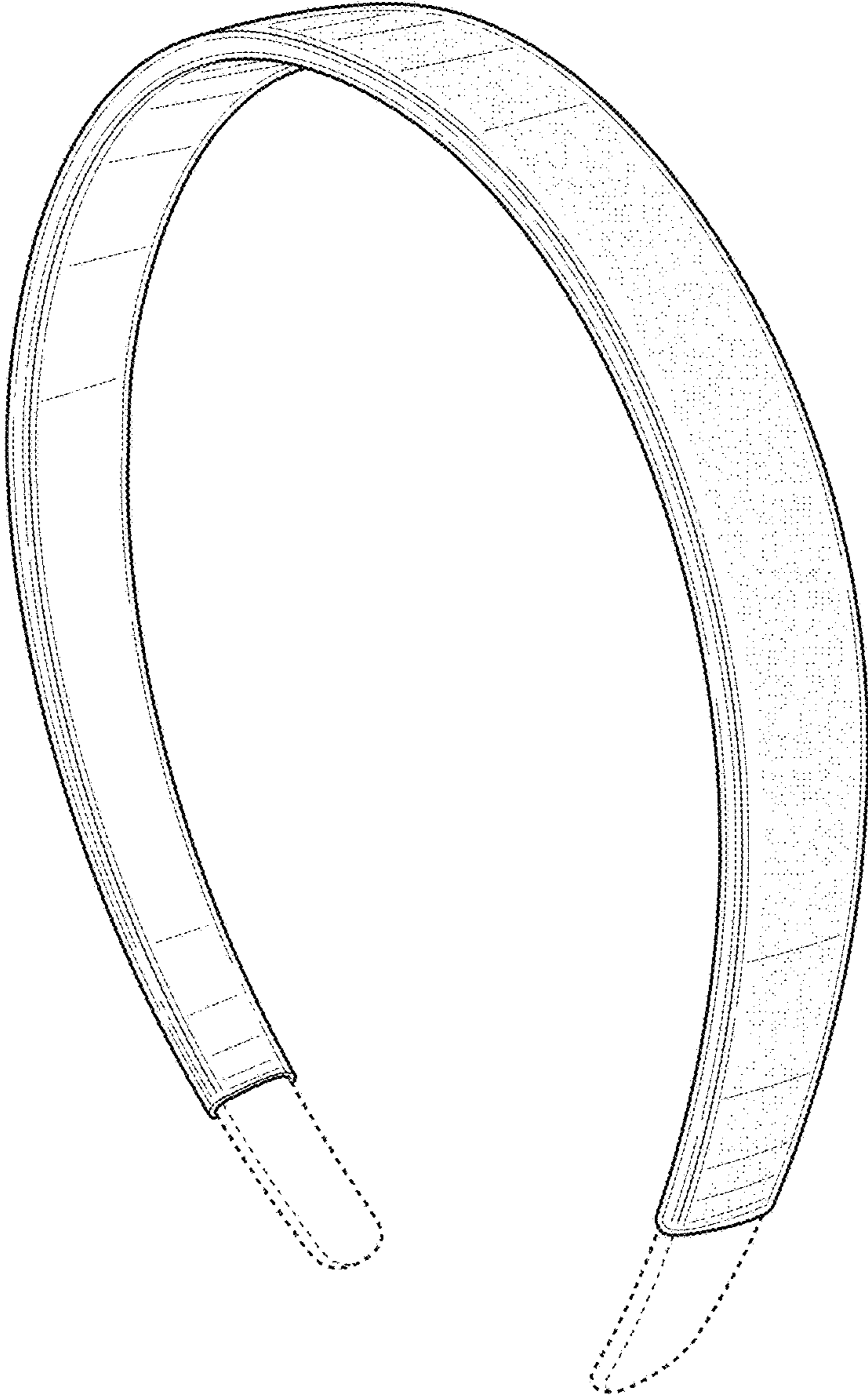


FIG. 8