



US00D833033S

(12) **United States Design Patent** (10) **Patent No.:** **US D833,033 S**
Foster et al. (45) **Date of Patent:** **** Nov. 6, 2018**

(54) **GENETIC TESTING DEVICE MASTER UNIT**

(71) Applicant: **EIKEN KAGAKU KABUSHIKI KAISHA**, Tokyo (JP)

(72) Inventors: **James Foster**, Irvine, CA (US); **Yuji Segawa**, Tochigi (JP); **Ryoji Karinaga**, Tokyo (JP)

(73) Assignee: **Eiken Kagaku Kabushiki Kaisha** (JP)

(**) Term: **15 Years**

(21) Appl. No.: **29/593,549**

(22) Filed: **Feb. 9, 2017**

(51) **LOC (11) Cl.** **24-01**

(52) **U.S. Cl.**
USPC **D24/233**

(58) **Field of Classification Search**
USPC D24/186, 107-108, 169, 216-219, D24/223-225, 229-233; D10/81; 422/63-64, 68.1, 85.05, 82.05, 554, 561, 422/565, 420; 435/287.2
CPC Y10S 436/806; Y10S 436/809; Y10S 977/918; B01D 15/3804; B01D 15/10; B01D 15/3809; B01D 15/3857; B01L 2300/0867; B01L 7/52; G06K 9/00127; G01N 33/53; G01N 2035/00306; G01N 2035/00326; G01N 2035/00336; G01N 2035/00366

See application file for complete search history.

(56) **References Cited**

U.S. PATENT DOCUMENTS

D430,304 S * 8/2000 Oonuma D24/232
D537,951 S * 3/2007 Okamoto D24/233

D556,914 S * 12/2007 Okamoto D24/233
D731,662 S * 6/2015 Khan D24/186
D734,484 S * 7/2015 Nishikawa D24/216
D753,311 S * 4/2016 Long D24/186
D753,312 S * 4/2016 Long D24/186
D762,860 S * 8/2016 He D24/186
D772,086 S * 11/2016 Schueren D10/81
D800,320 S * 10/2017 Nishikawa D24/186
2003/0180815 A1 * 9/2003 Rawson G01N 33/558
435/7.9
2008/0182301 A1 * 7/2008 Handique B01L 3/502715
435/91.2
2013/0244313 A1 * 9/2013 Dunn G01N 33/56972
435/287.2

* cited by examiner

Primary Examiner — Anhdao Doan

Assistant Examiner — Mary Shannon Malley

(74) *Attorney, Agent, or Firm* — Christopher & Weisberg, P.A.

(57) **CLAIM**

The ornamental design for a genetic testing device master unit, as shown and described.

DESCRIPTION

FIG. 1 is front perspective view of a genetic testing device master unit;

FIG. 2 is a right side view thereof;

FIG. 3 is a left side view thereof;

FIG. 4 is a front view thereof;


FIG. 5 is a back side view thereof;

FIG. 6 is a top view thereof; and,

FIG. 7 is a bottom view thereof.

The broken lines show portions of the genetic testing device master unit that form no part of the claimed design.

1 Claim, 7 Drawing Sheets



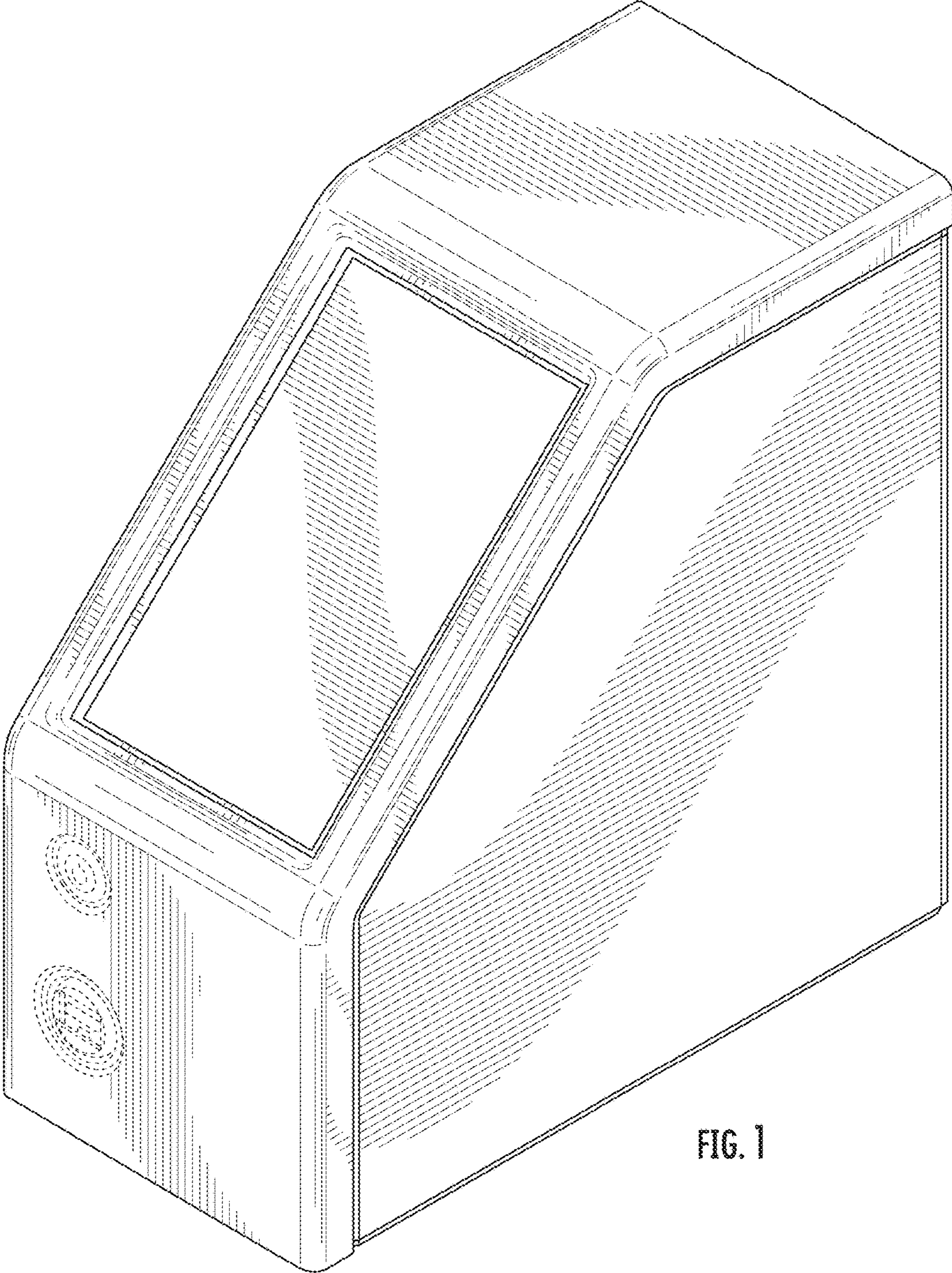


FIG. 1

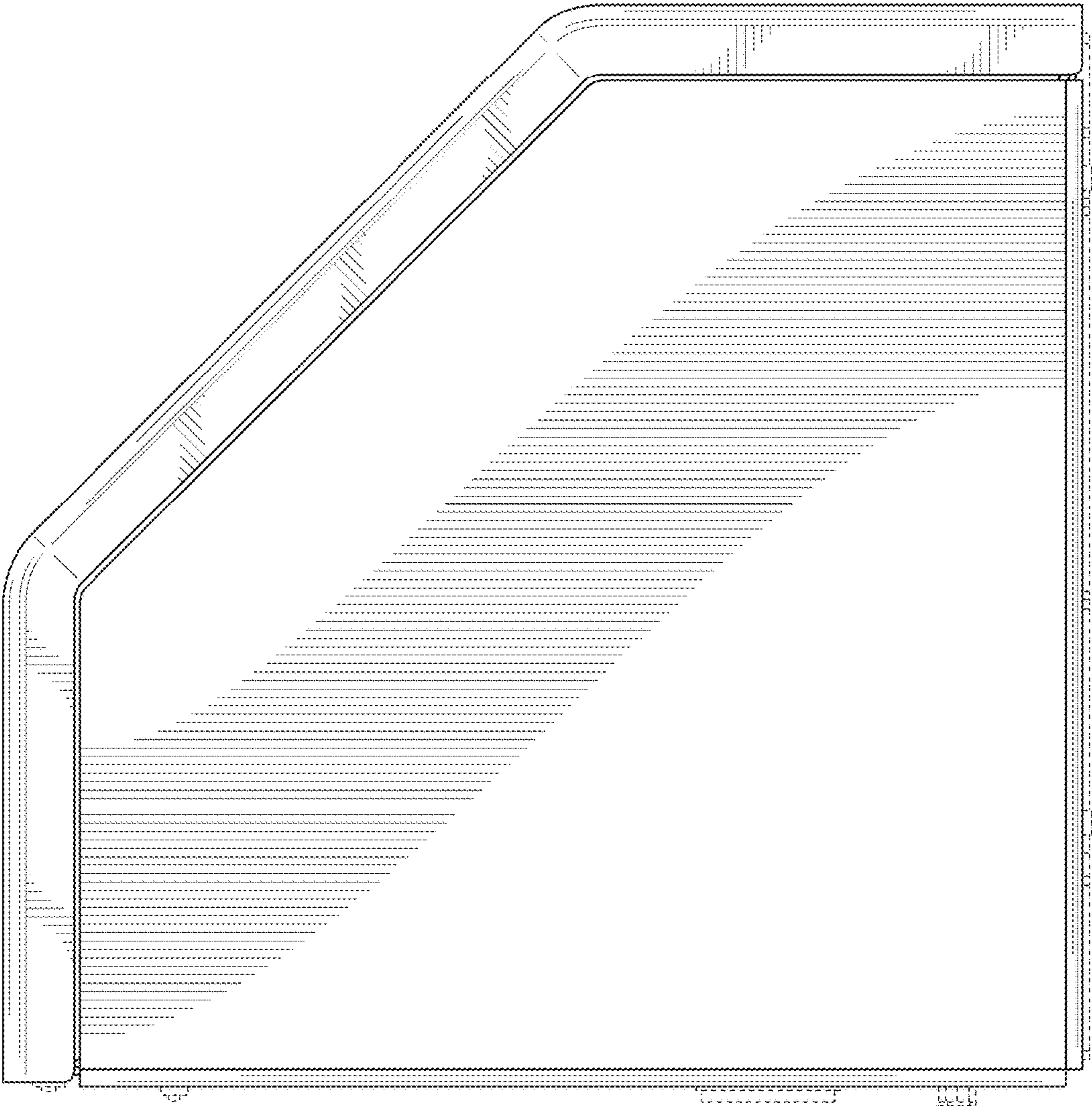


FIG. 2

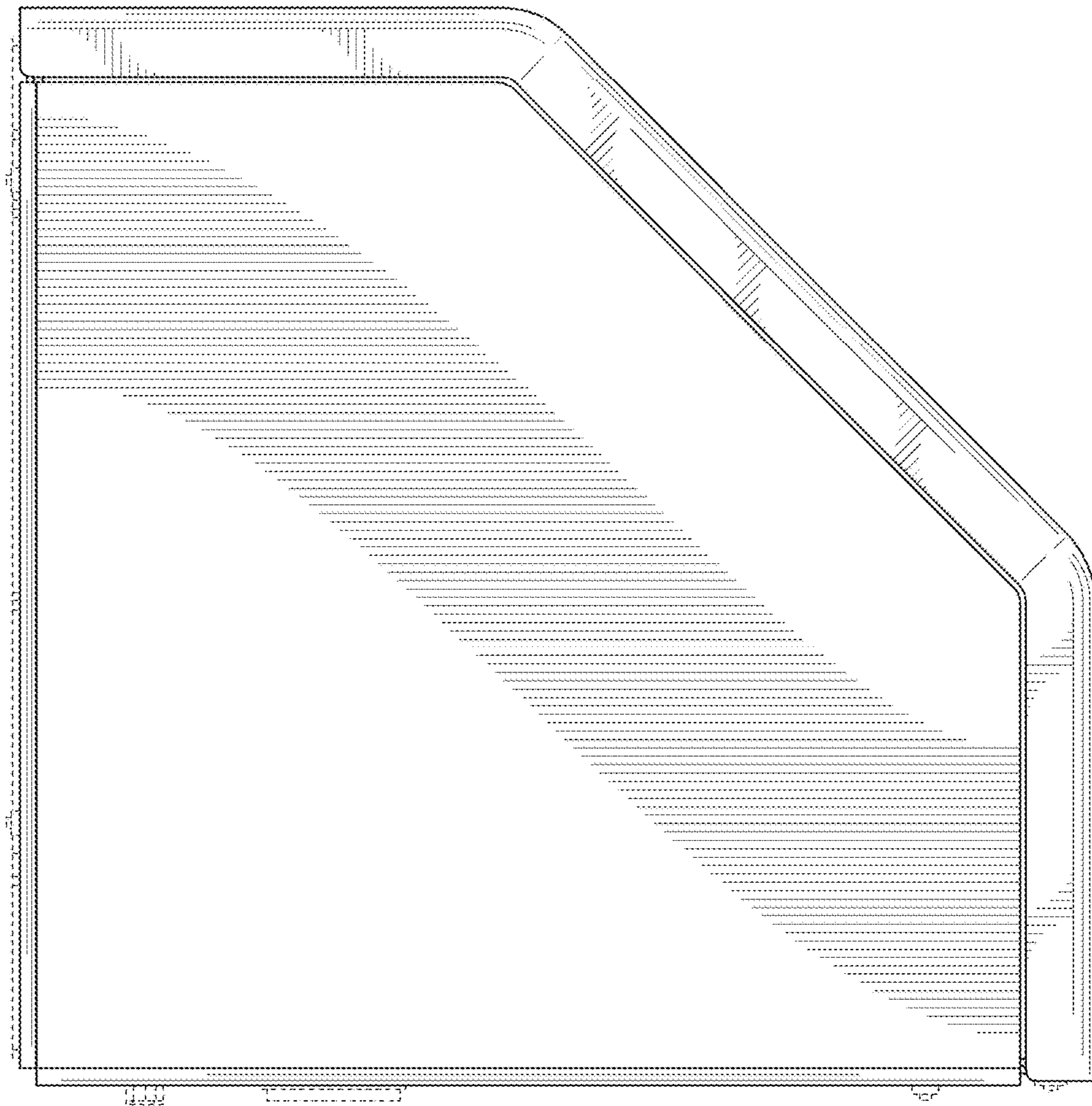


FIG. 3

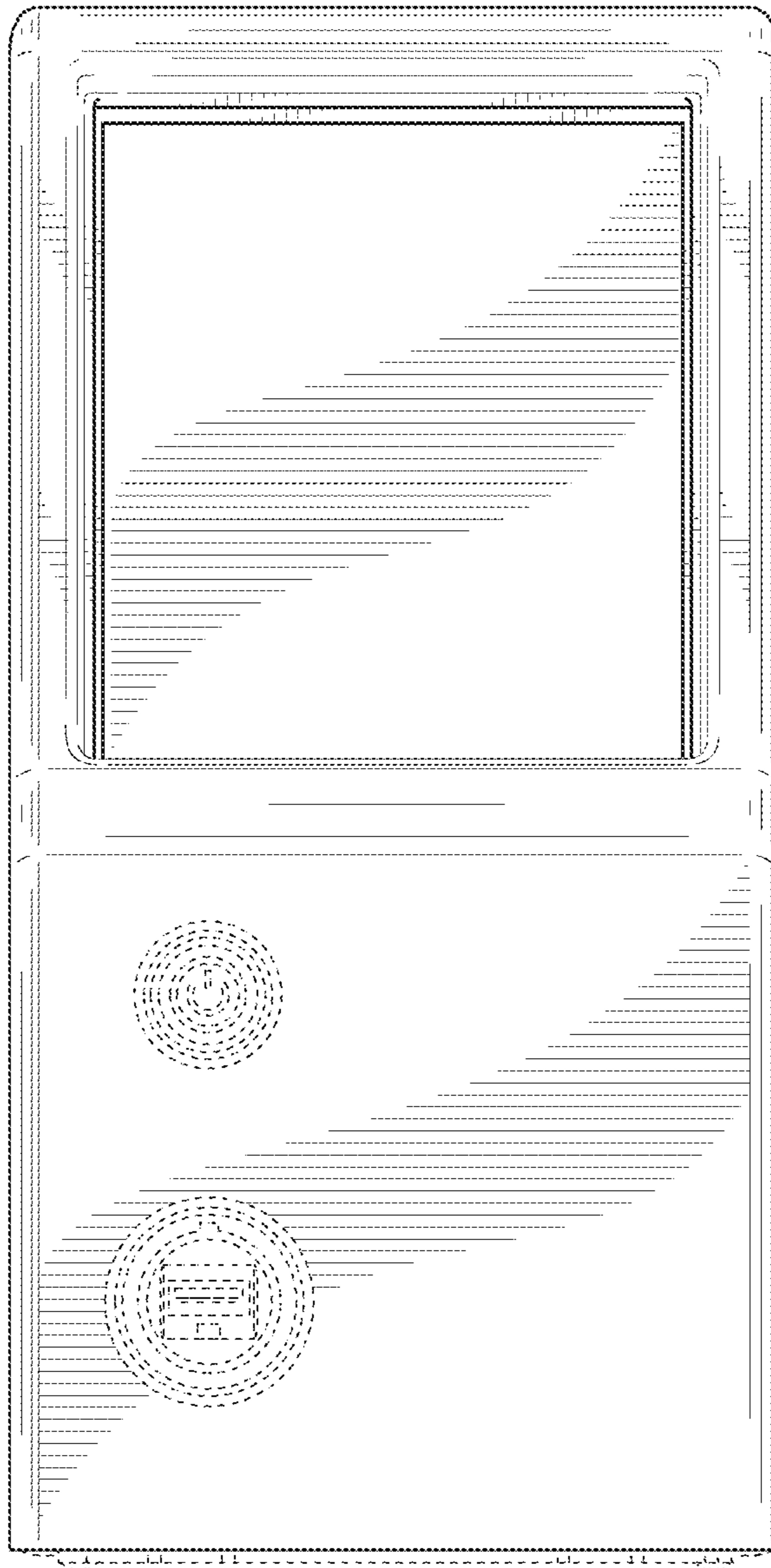


FIG. 4

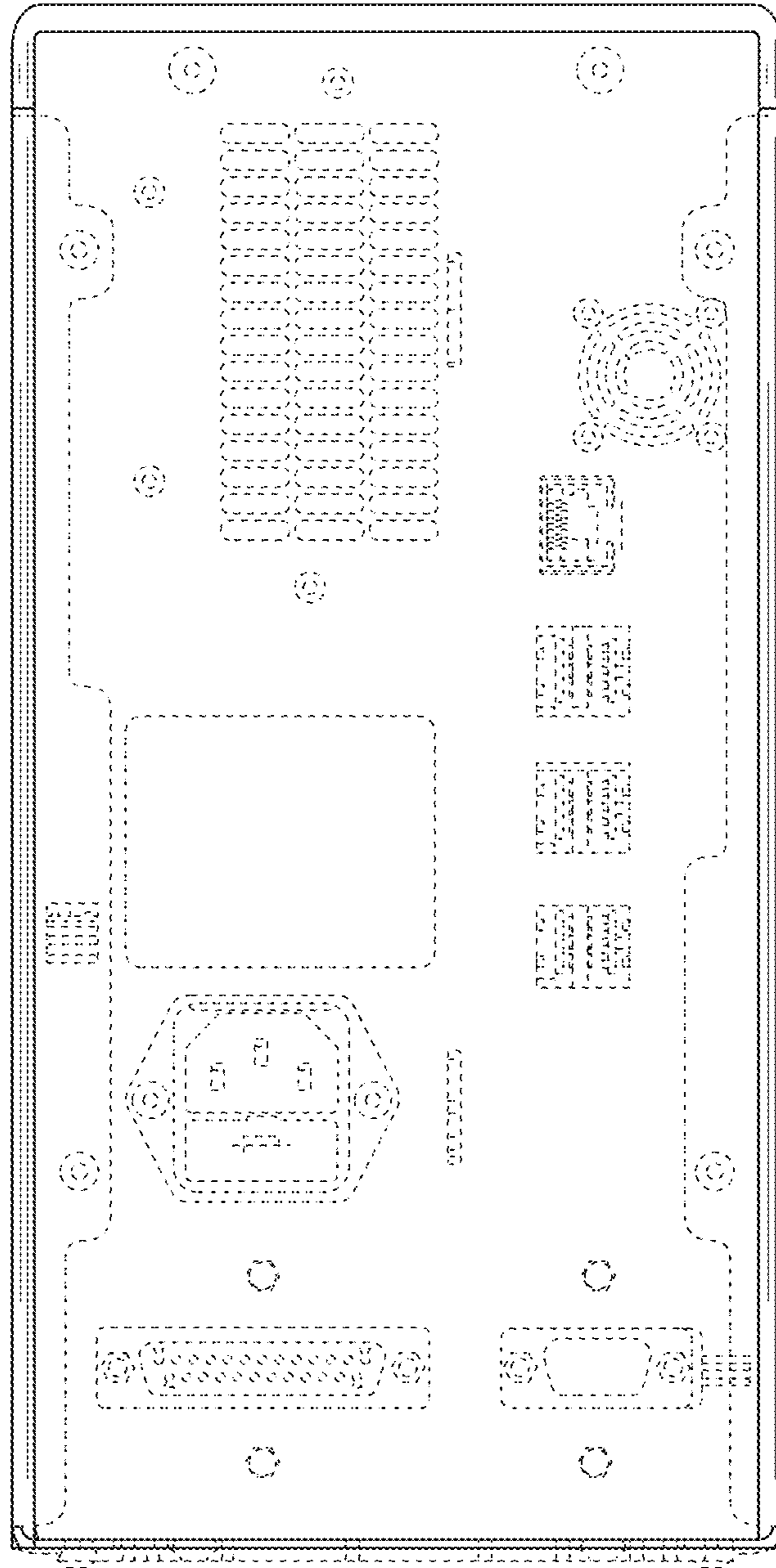


FIG. 5




FIG. 6

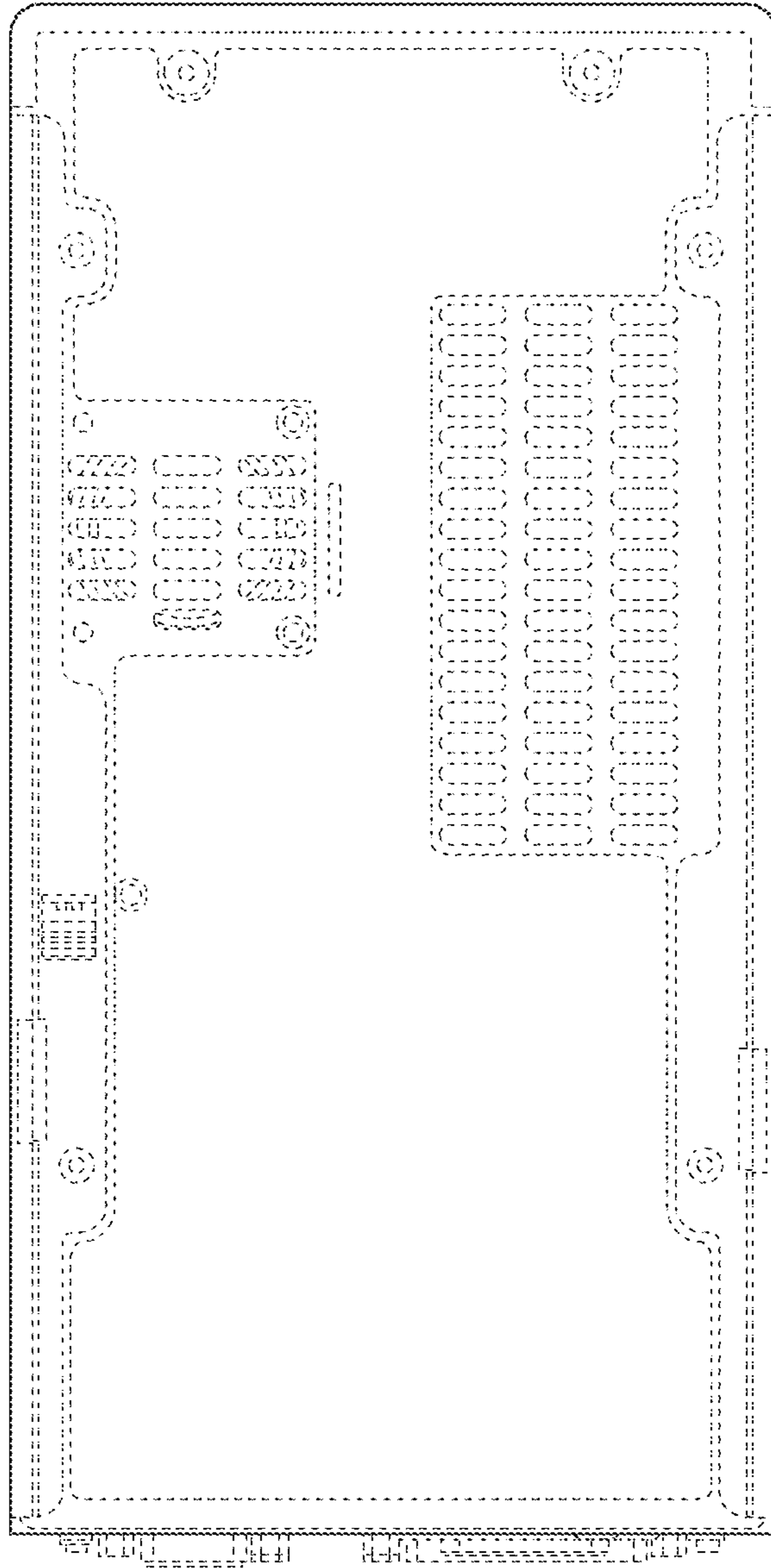


FIG. 7