



US00D833028S

(12) **United States Design Patent** (10) **Patent No.:** **US D833,028 S**
Olivares et al. (45) **Date of Patent:** **** Nov. 6, 2018**

(54) **BULLET VIBRATOR**
(71) Applicant: **Shenzhen Aigan Technology Co. Ltd.**,
Shenzhen (CN)
(72) Inventors: **Eddy Olivares**, Guangzhou (CN); **Dan Liu**,
Guangzhou (CN)
(**) Term: **15 Years**
(21) Appl. No.: **29/593,021**
(22) Filed: **Feb. 5, 2017**
(51) **LOC (11) Cl.** **28-03**
(52) **U.S. Cl.**
USPC **D24/215**
(58) **Field of Classification Search**
USPC .. 601/15, 18, 19, 27, 28-32, 46, 47, 48, 52,
601/99, 112, 113, 118, 135, 137, DIG. 12,
601/DIG. 14, DIG. 15, DIG. 16, DIG. 17;
D24/200, 211, 212, 213, 214, 215;
600/38
CPC A61H 19/34; A61H 19/40; A61H 19/44;
A61H 19/50; A61H 2201/1645
See application file for complete search history.

(56) **References Cited**

U.S. PATENT DOCUMENTS

D362,307 S *	9/1995	Cirone	D24/211
D383,849 S *	9/1997	Wollman	D24/214
D408,543 S *	4/1999	Back	D24/211
D435,913 S *	1/2001	Harris	D24/214
D475,141 S *	5/2003	Shin	D24/214
D509,592 S *	9/2005	Talbot	D24/214
D628,304 S *	11/2010	Aulwes	D24/214
D696,415 S *	12/2013	Wang	D24/215
D706,440 S *	6/2014	Hahr	D24/215
9,889,282 B2 *	2/2018	Ungemach	A61M 35/003
9,950,147 B2 *	4/2018	Mehta	A61M 35/003
2010/0222719 A1 *	9/2010	Cowie	A61H 7/005 601/46

2014/0100489 A1 *	4/2014	Altshuler	A46B 15/0036 601/18
2014/0142471 A1 *	5/2014	Chambon	A61B 18/203 601/18
2014/0221737 A1 *	8/2014	Liu	A61H 19/44 600/38
2015/0305969 A1 *	10/2015	Giraud	A61H 7/005 601/18
2015/0313638 A1 *	11/2015	Rosenberg	A61H 23/02 600/35
2016/0008218 A1 *	1/2016	Murison	A61H 19/34 601/46
2016/0015596 A1 *	1/2016	Murison	A61H 23/0263 600/38
2016/0045392 A1 *	2/2016	Massey	A61H 23/02 601/46
2016/0074276 A1 *	3/2016	Scheuring	A61H 9/0071 600/38

(Continued)

Primary Examiner — Cynthia Ramirez
Assistant Examiner — Michael A Maharajh
(74) *Attorney, Agent, or Firm* — Steinberg Intellectual
Property Law LLC; Gloria M. Steinberg, Esq.

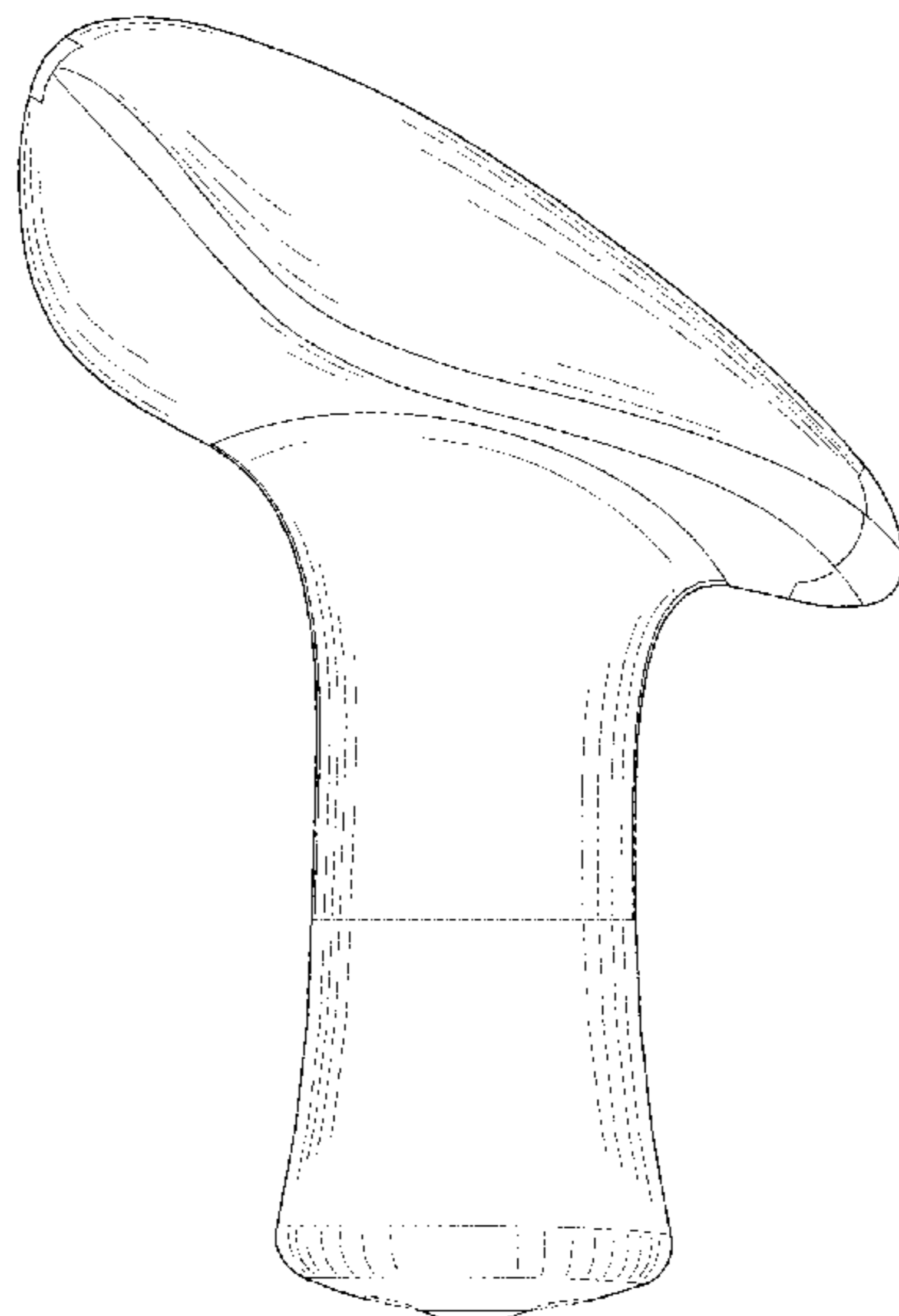
(57) **CLAIM**

The ornamental design for a bullet vibrator, as shown and described.

DESCRIPTION

FIG. 1 is a right side elevational view of the bullet vibrator of the present invention;
FIG. 2 is a left side elevational view thereof;
FIG. 3 is a front elevational view thereof;
FIG. 4 is a rear elevational view thereof;
FIG. 5 is a top plan view thereof;
FIG. 6 is a bottom plan view thereof; and,
FIG. 7 is a front perspective view thereof.
The broken lines shown in the drawings are for the purpose of illustrating portions of the bullet vibrator, which form no part of the claimed design.

1 Claim, 6 Drawing Sheets



(56)

References Cited

U.S. PATENT DOCUMENTS

2016/0074641 A1* 3/2016 Mehta A61M 35/003
604/290

* cited by examiner

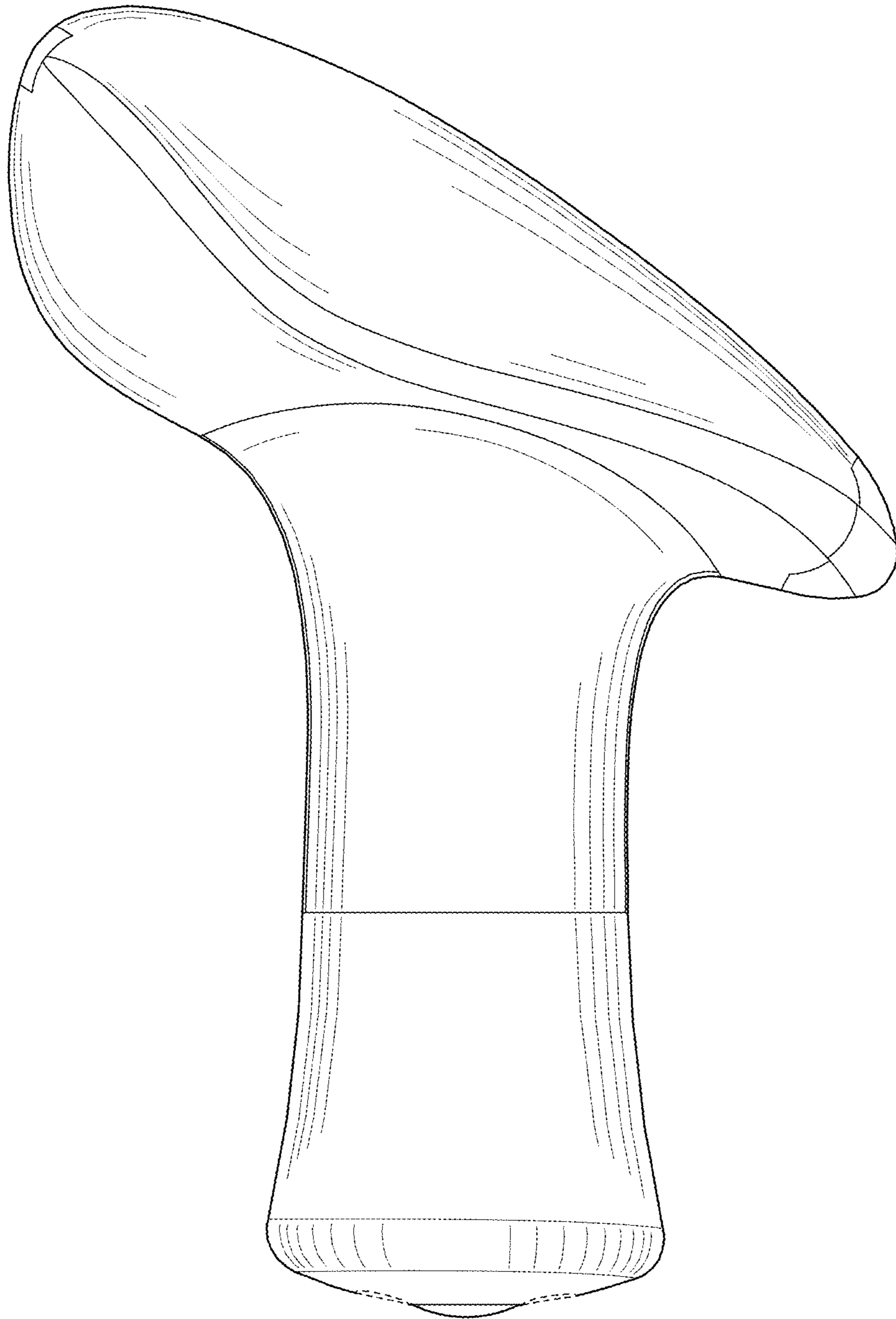


FIG. 1

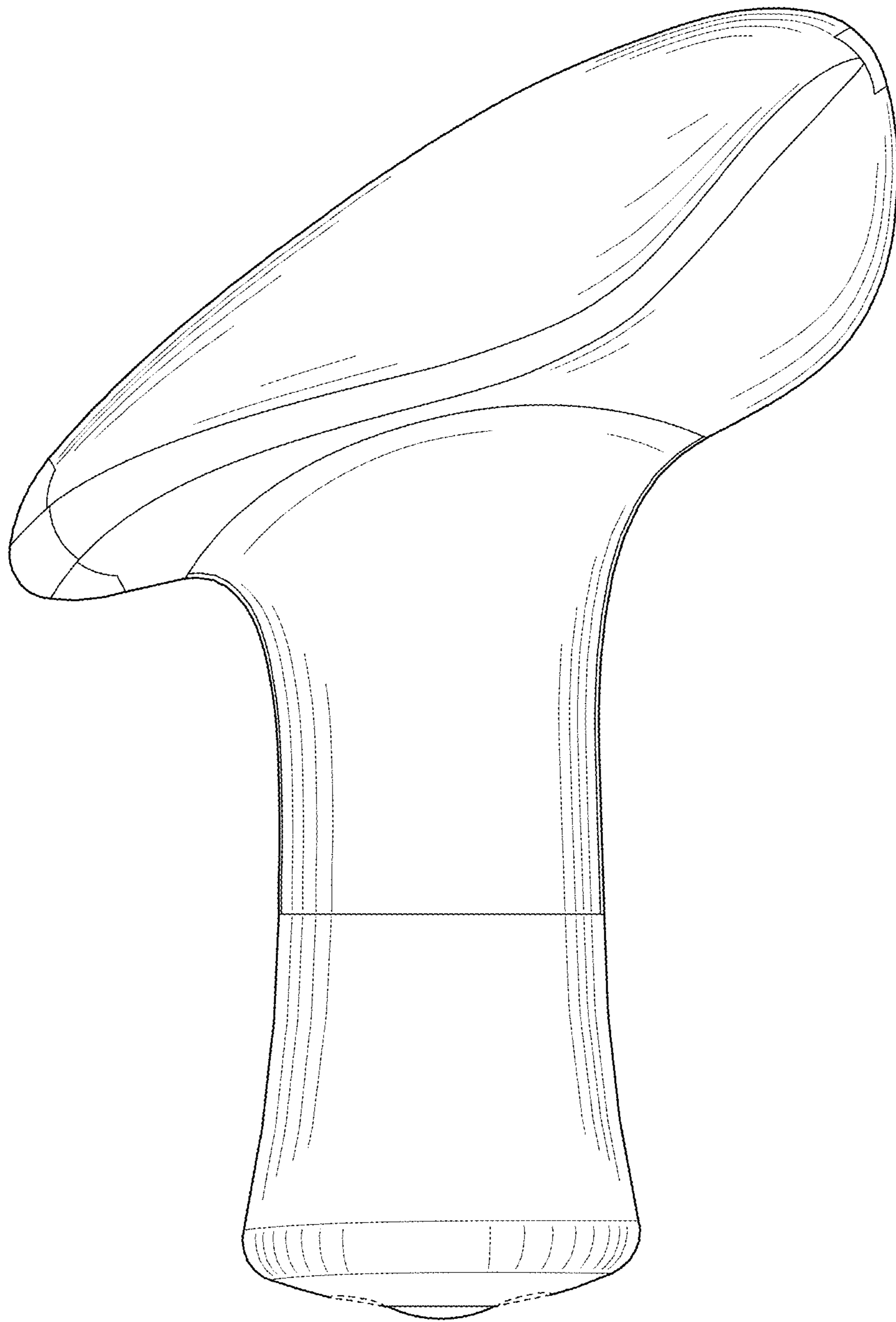


FIG. 2

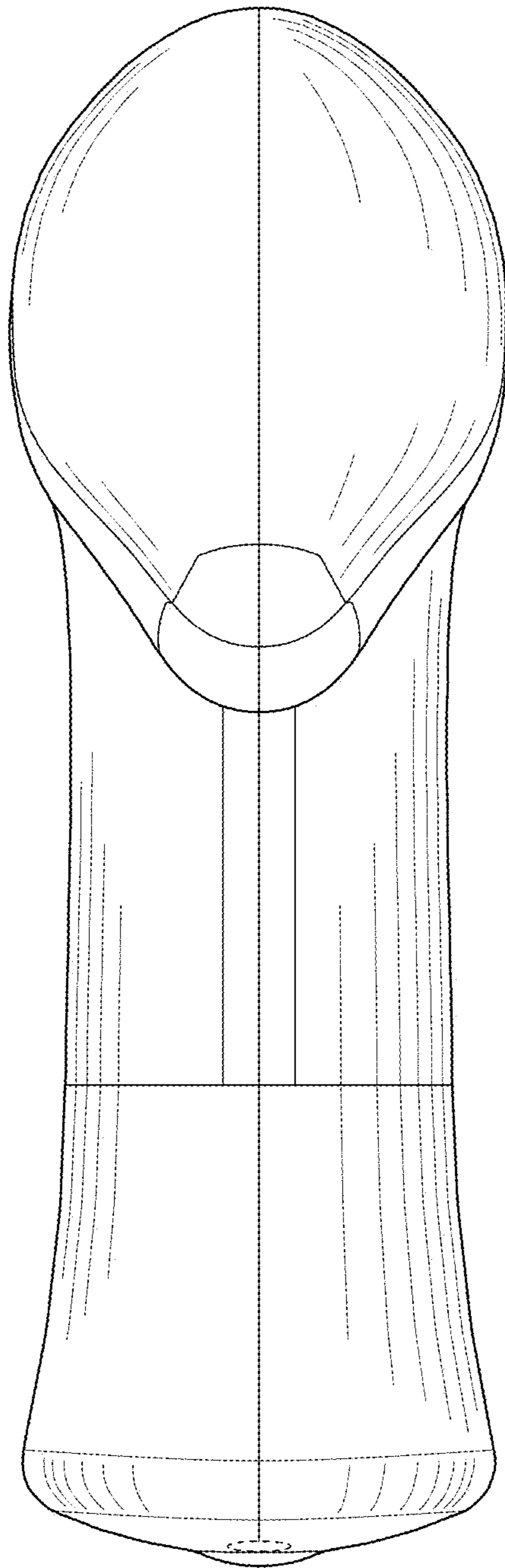


FIG. 3

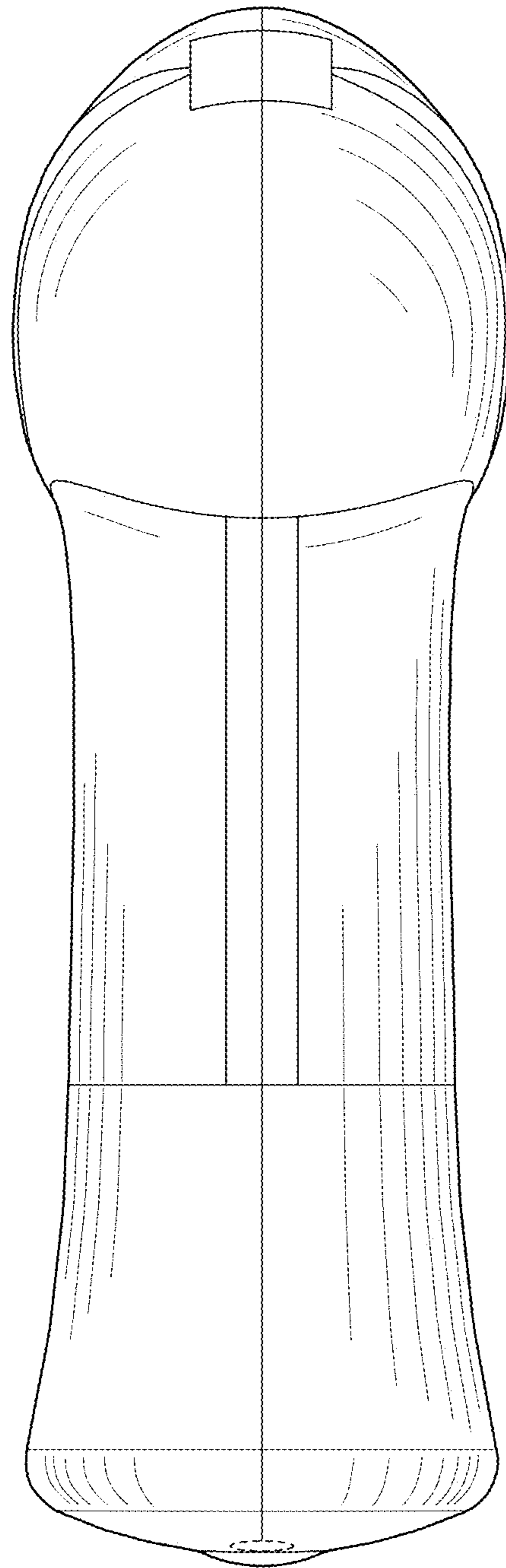


FIG. 4

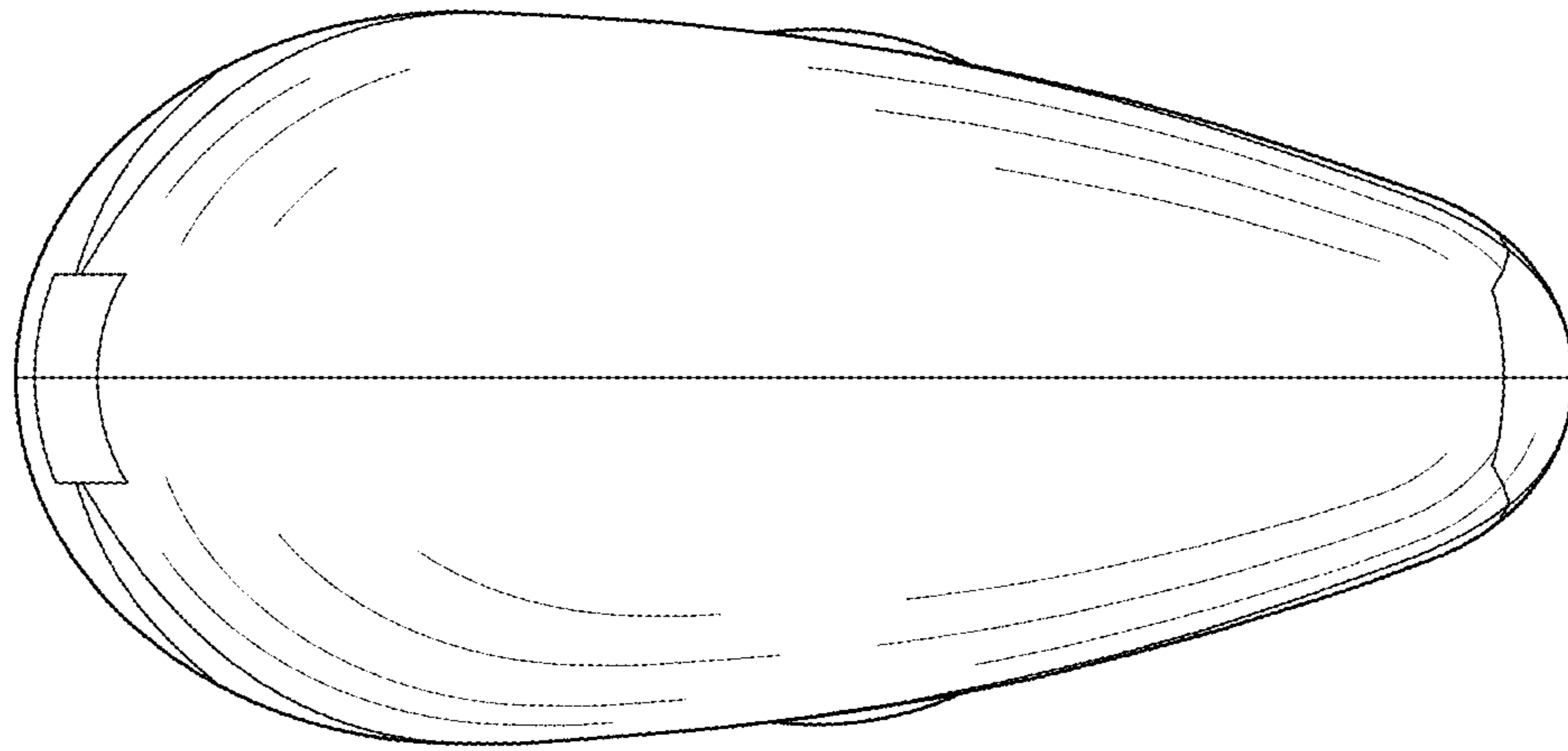


FIG. 5

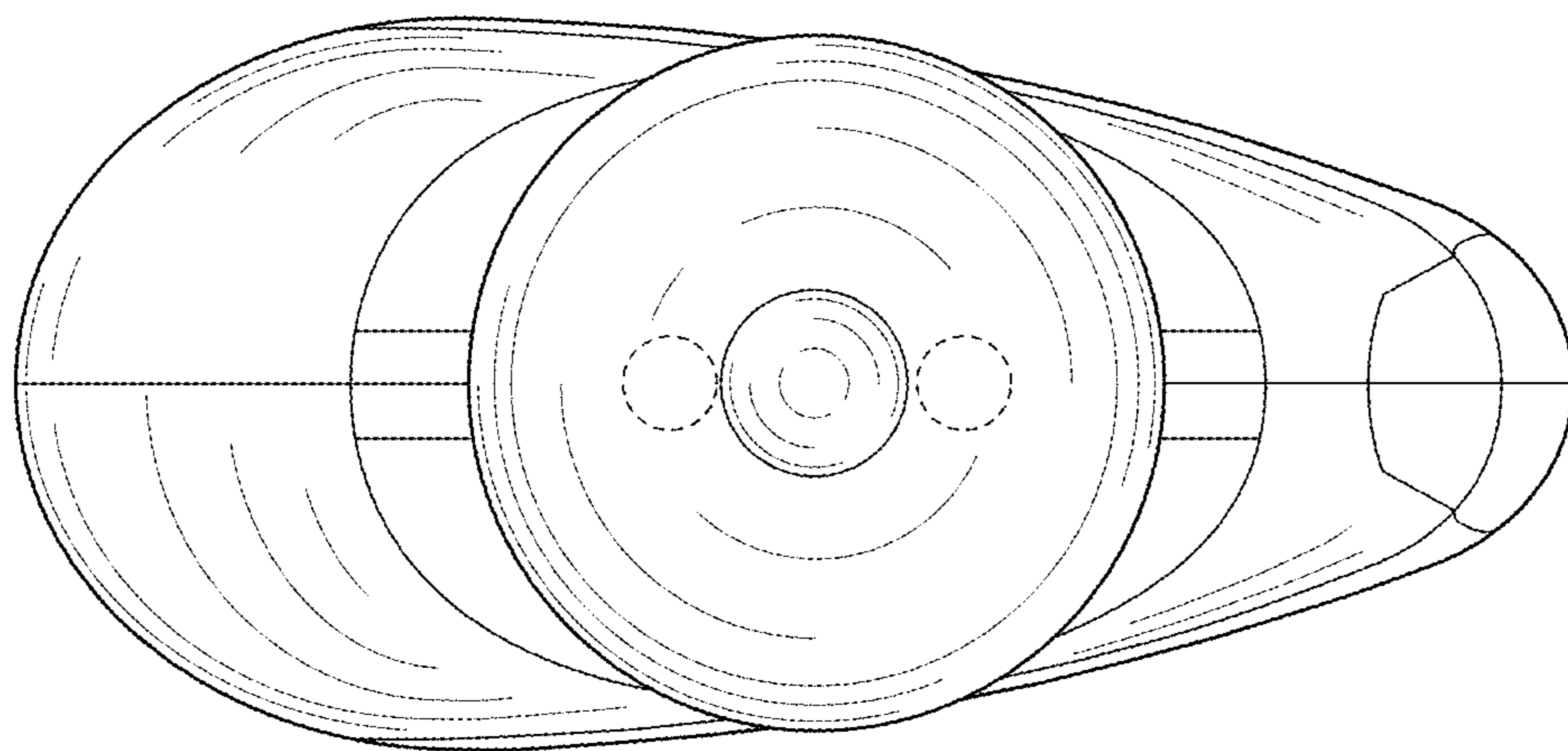


FIG. 6

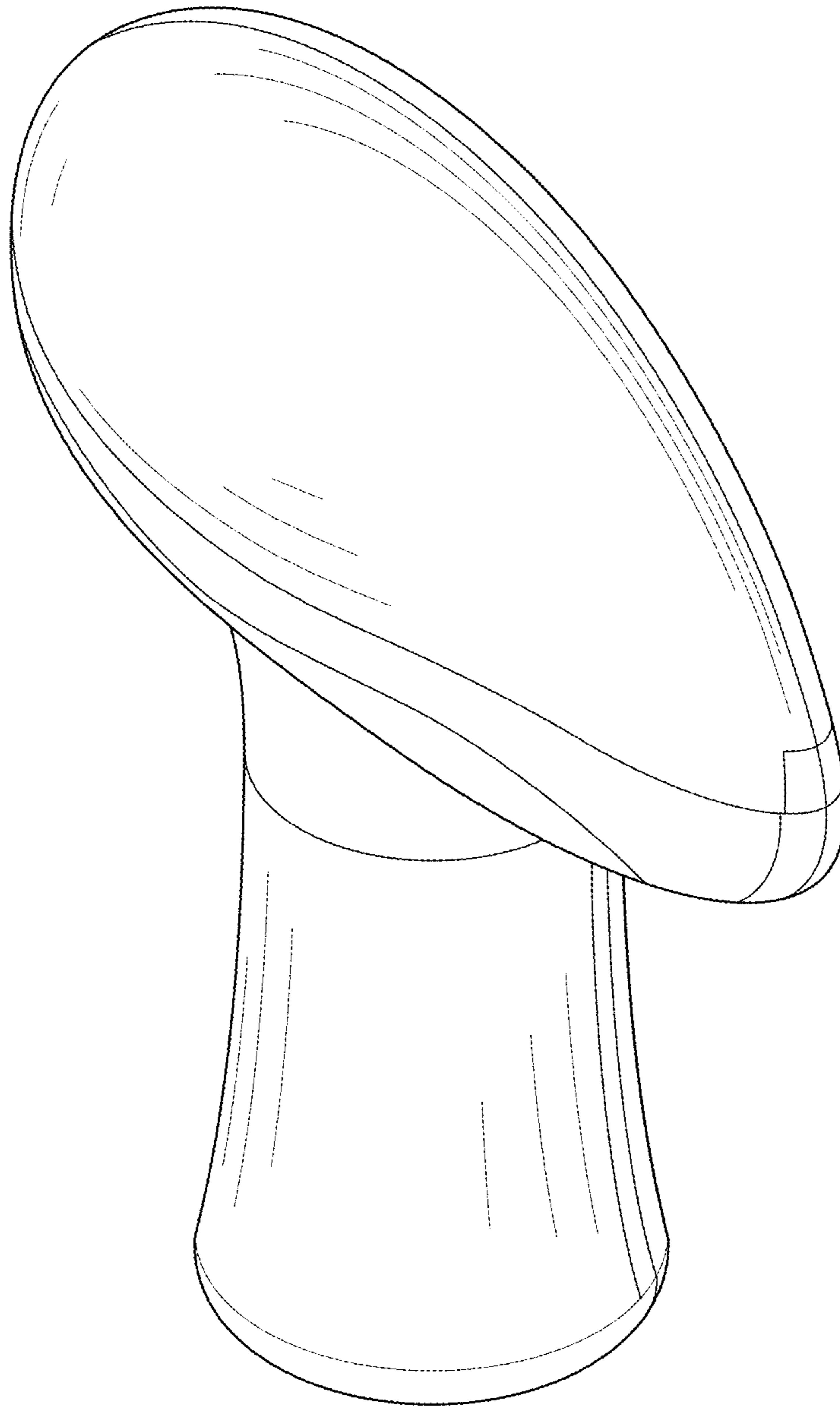


FIG. 7