



US00D833027S

(12) **United States Design Patent** (10) **Patent No.:** **US D833,027 S**
Viner et al. (45) **Date of Patent:** **** Nov. 6, 2018**

(54) **MESSAGE ROLLER**
(71) Applicants: **Victor Viner**, Northfield, IL (US); **Gil Cavada**, Wauconda, IL (US); **David Carhart**, Cary, IL (US); **Mark Schwartz**, Wauconda, IL (US)
(72) Inventors: **Victor Viner**, Northfield, IL (US); **Gil Cavada**, Wauconda, IL (US); **David Carhart**, Cary, IL (US); **Mark Schwartz**, Wauconda, IL (US)
(73) Assignee: **V2 Fitness LLC**, Lake Zurich, IL (US)
(**) Term: **15 Years**
(21) Appl. No.: **29/586,888**
(22) Filed: **Dec. 7, 2016**
(51) **LOC (11) Cl.** **28-03**
(52) **U.S. Cl.**
USPC **D24/211**
(58) **Field of Classification Search**
USPC 601/114, 118, 120, 121, 124, 125, 130, 601/131, 134, 135, 136, 137; D24/200, D24/211, 212, 213, 214, 215
CPC A61H 15/00; A61H 15/0092; A61H 2015/0014; A61H 2201/1284; A61H 2201/1261; A61H 2203/0443; A61H 2201/169
See application file for complete search history.

D700,346 S * 2/2014 Palizzi D24/211
D713,050 S * 9/2014 Kao A61H 15/00
D24/211
D724,750 S * 3/2015 Taylor D24/211
D732,680 S * 6/2015 Taylor D24/211
D737,456 S * 8/2015 McDonough D24/211
D749,233 S * 2/2016 Phillips A61H 15/0092
D24/211
D764,066 S * 8/2016 Somjee D24/211
(Continued)

OTHER PUBLICATIONS

Amazon, "RumbleRoller-Half Size 12 Inches . . . ", Jan. 3, 2014. https://www.amazon.com/RumbleRoller-Original-Textured-Therapist-Technology/product-reviews/B006QMK1FK/ref=cm_cr_getr_d_paging_btm_74?ie=UTF8&reviewerType=all_reviews&sortBy=recent&pageNumber=74. Shown on p. 1. (Year: 2014).*

Primary Examiner — Cynthia Ramirez
Assistant Examiner — Michael A Maharajh
(74) *Attorney, Agent, or Firm* — Vitale, Vickrey, Niro & Gasey

(57) **CLAIM**

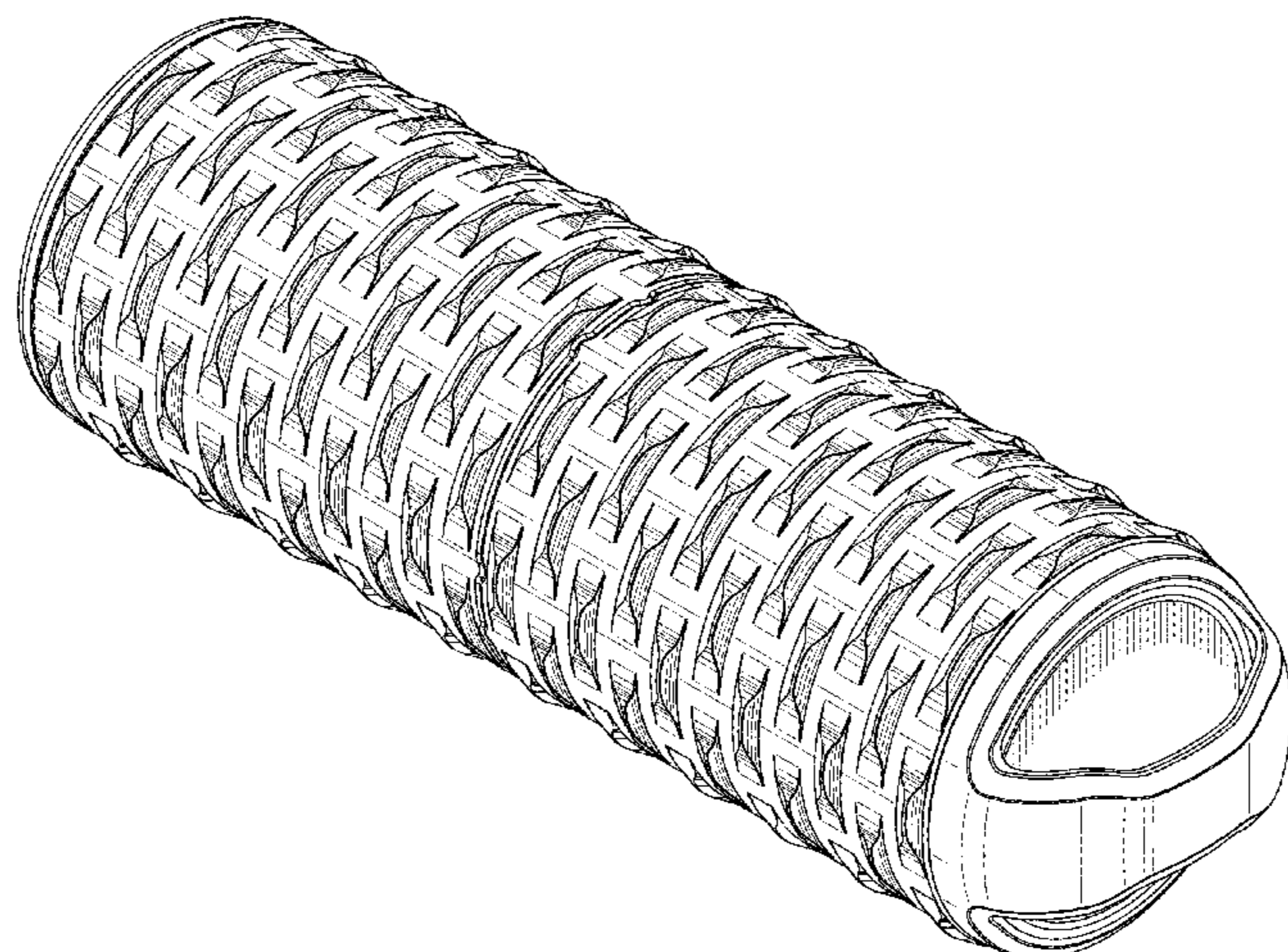
The ornamental design for a massage roller, and shown and described.

DESCRIPTION

FIG. 1 is a perspective view of a massage roller of the present invention;
FIG. 2 is a side view of the massage roller of the present invention;
FIG. 3 is a handle end view of the massage roller of the present invention;
FIG. 4 is a bottom view of the massage roller of the present invention; and,
FIG. 5 is another side view of the massage roller of the present invention.
The broken lines shown in the figures are for the purpose of illustrating portions of the massage roller, which form no part of the claimed design.

1 Claim, 3 Drawing Sheets

(56) **References Cited**
U.S. PATENT DOCUMENTS
D361,132 S * 8/1995 Lee D24/200
D495,422 S * 8/2004 Chen D24/211
D497,457 S * 10/2004 Willinger A01K 15/026
D24/211
D598,562 S * 8/2009 Chen D24/211
D660,450 S * 5/2012 Johnson D24/215
D670,817 S * 11/2012 Narevsky D24/211
D674,107 S * 1/2013 Prudent D24/211
D693,934 S * 11/2013 Lin D24/215



(56)

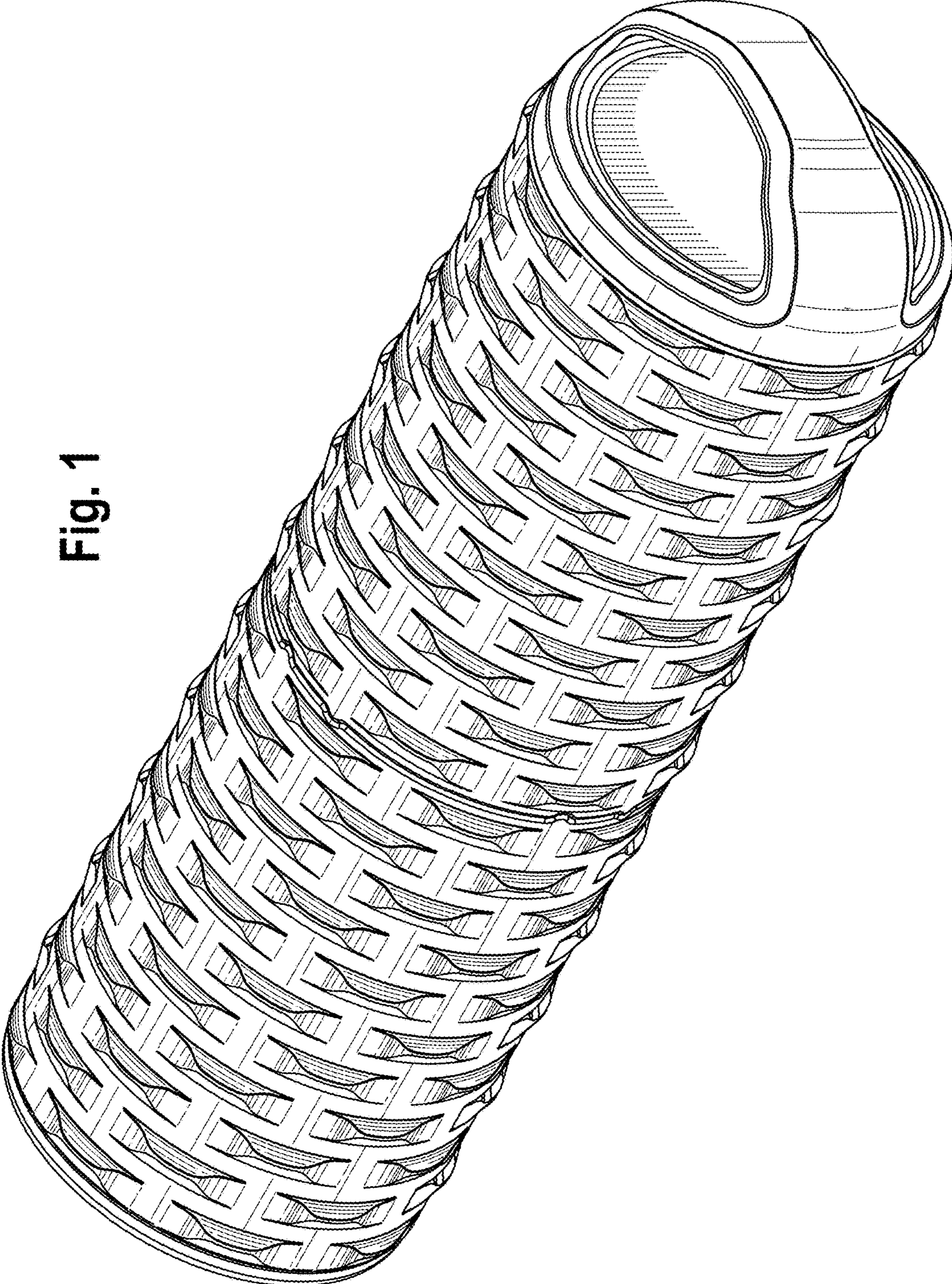
References Cited

U.S. PATENT DOCUMENTS

D777,340	S *	1/2017	Nelson	D24/211
D785,103	S *	4/2017	Townsend	D21/662
D788,313	S *	5/2017	Lawrie	D24/211
D794,814	S *	8/2017	Higgins	D24/211
D800,330	S *	10/2017	Loos	D24/211
D805,649	S *	12/2017	Mizelle	D24/211
2004/0254508	A1 *	12/2004	Lee	A61H 7/003
					601/121
2005/0131320	A1 *	6/2005	Lee	A61H 15/0092
					601/120
2014/0128786	A1 *	5/2014	Ross	A61H 15/0092
					601/118
2016/0235619	A1 *	8/2016	Yeh	A61H 15/00
2016/0302994	A1 *	10/2016	Chen	A61H 15/00
2016/0310350	A1 *	10/2016	Chen	A61H 15/00
2017/0202729	A1 *	7/2017	Lin	A61H 15/0092
2017/0202730	A1 *	7/2017	Lin	A61H 15/0092
2017/0216133	A1 *	8/2017	Yih	A61H 15/0092
2017/0281456	A1 *	10/2017	Chen	A61H 15/0092
2018/0021211	A1 *	1/2018	Suokas	A61H 15/0092

* cited by examiner

Fig. 1



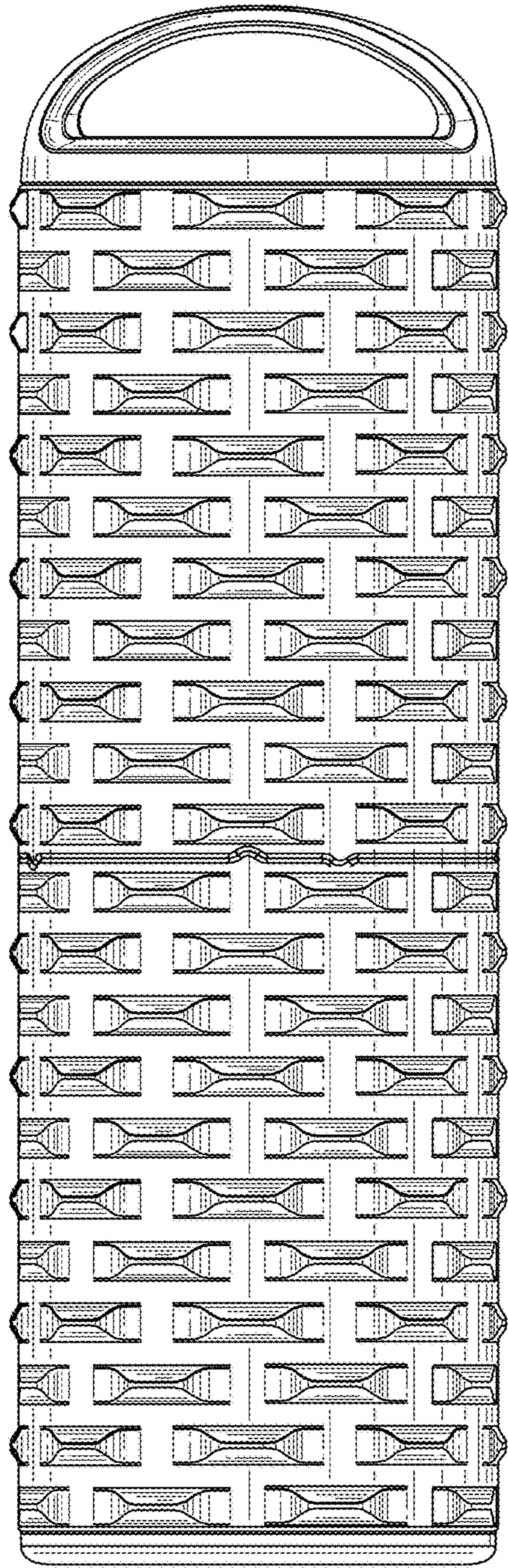


Fig. 2

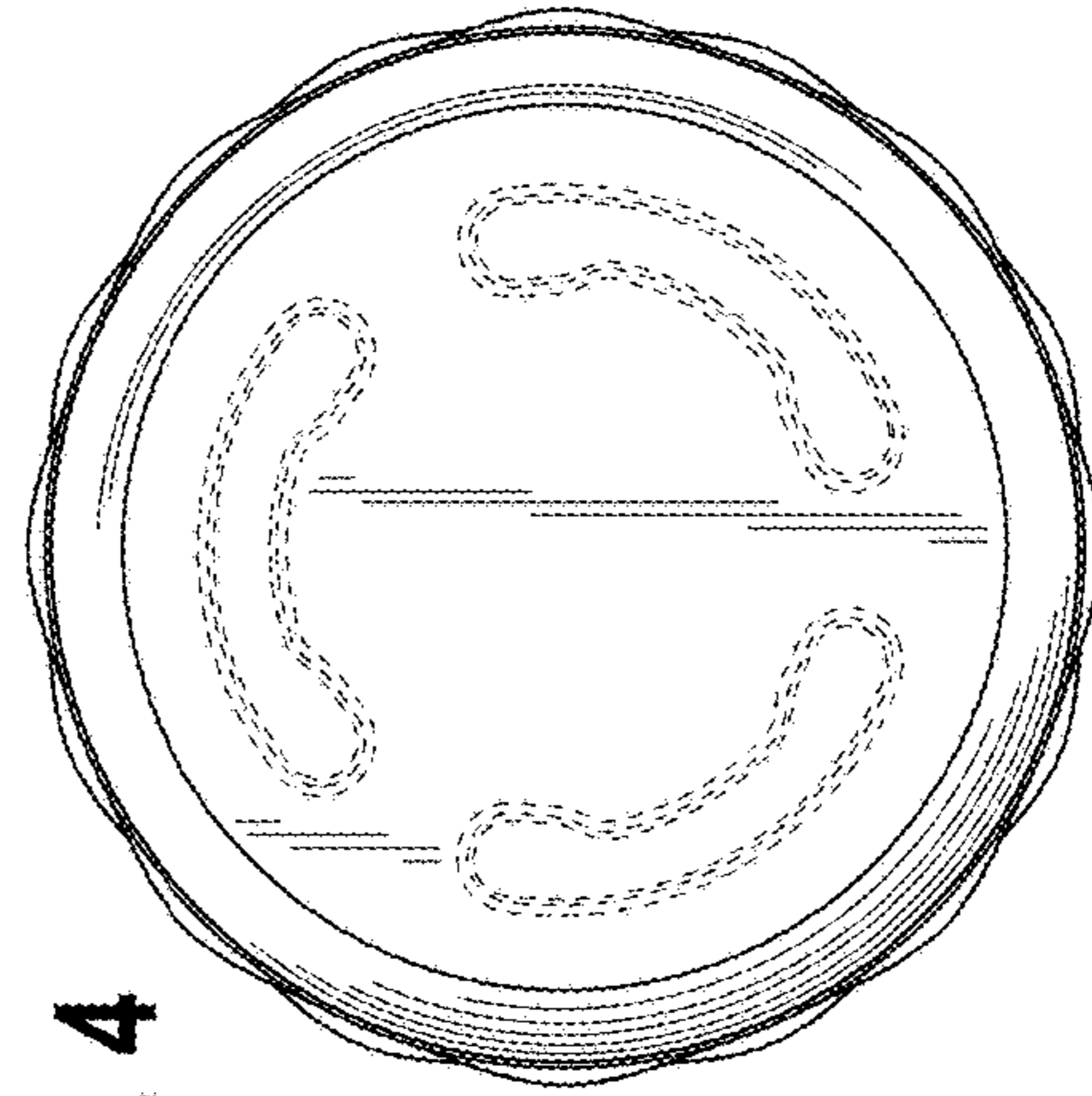


Fig. 4

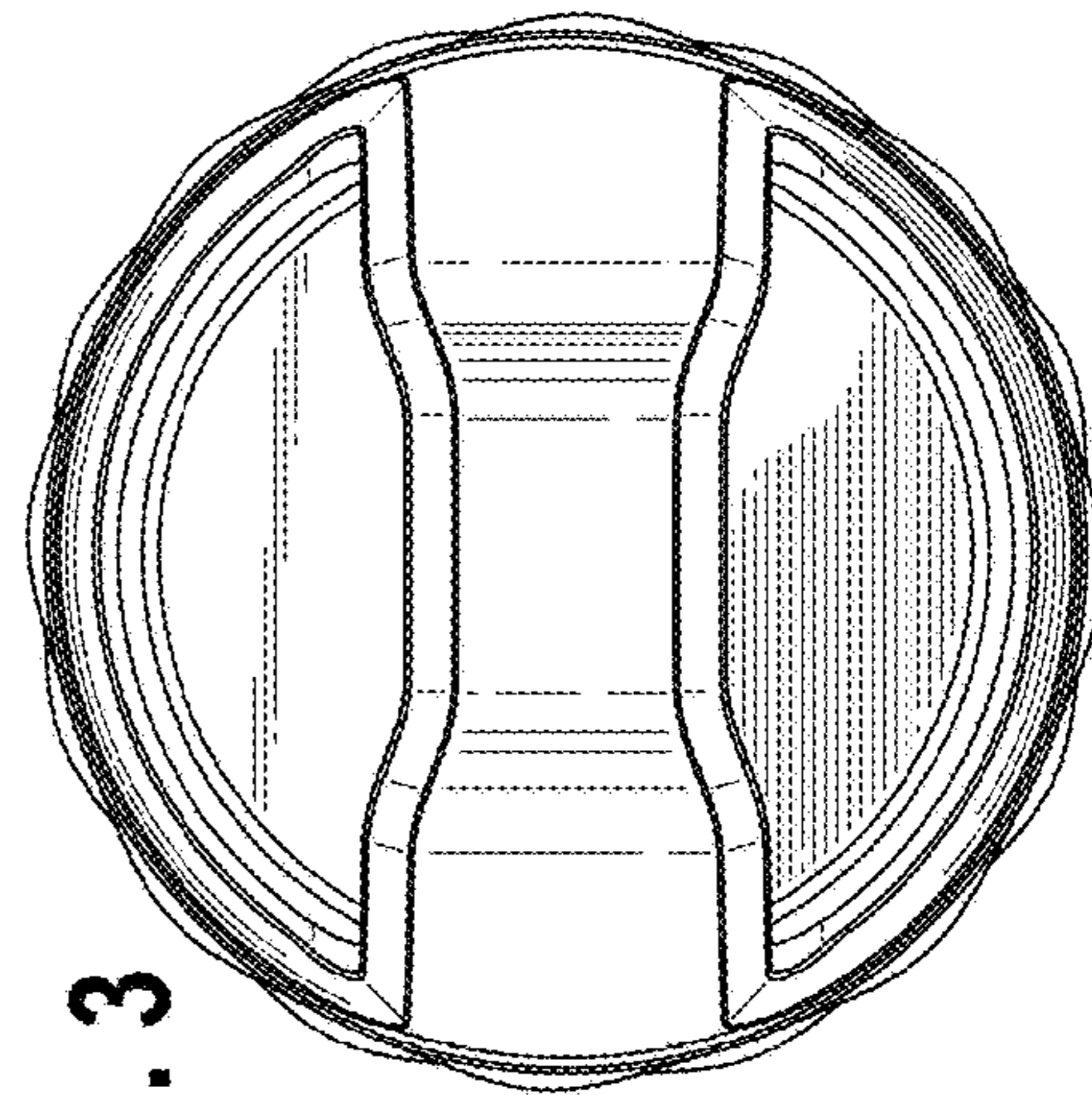


Fig. 3

Fig. 5

