



US00D832975S

(12) **United States Design Patent**
Garuti et al.

(10) **Patent No.:** **US D832,975 S**
(45) **Date of Patent:** **** Nov. 6, 2018**

(54) **SHOWER TAP**

D515,661 S * 2/2006 Hughes D23/213
D524,410 S * 7/2006 Tse D23/229
D681,781 S * 5/2013 Cutler D23/229

(71) Applicant: **CRISTINA S.r.l.**, Gozzano (IT)

* cited by examiner

(72) Inventors: **Andrea Garuti**, Corsico (IT); **Manuela Busetti**, Corsico (IT); **Matteo Redaelli**, Inverigo (IT)

Primary Examiner — Robin V Webster

(74) *Attorney, Agent, or Firm* — Mark Malek; Widerman Malek, PL

(73) Assignee: **CRISTINA, S.R.L.**, Gozzano (IT)

(**) Term: **15 Years**

(57) **CLAIM**

The ornamental design for a shower tap, as shown and described.

(21) Appl. No.: **29/602,183**

(22) Filed: **Apr. 28, 2017**

DESCRIPTION

(30) **Foreign Application Priority Data**

Oct. 31, 2016 (EM) 003441559-0011

(51) **LOC (11) Cl.** **23-01**

(52) **U.S. Cl.**
USPC **D23/213**

(58) **Field of Classification Search**
USPC D23/213, 229, 230; 239/556, 566, 548,
239/282

CPC .. B05B 1/18; B05B 1/14; B05B 1/185; B05B
3/0486; E03C 1/06

See application file for complete search history.

FIG. 1 is a perspective view of a shower tap according to the present invention.

FIG. 2 is a bottom plan view of the shower tap illustrated in FIG. 1.

FIG. 3 is a top plan view of the shower tap illustrated in FIG. 1.

FIG. 4 is a left side elevation view of the shower tap illustrated in FIG. 1.

FIG. 5 is a right side elevation view of the shower tap illustrated in FIG. 1.

FIG. 6 is a front elevation view of the shower tap illustrated in FIG. 1; and,

FIG. 7 is a rear elevation view of the shower tap illustrated in FIG. 1.

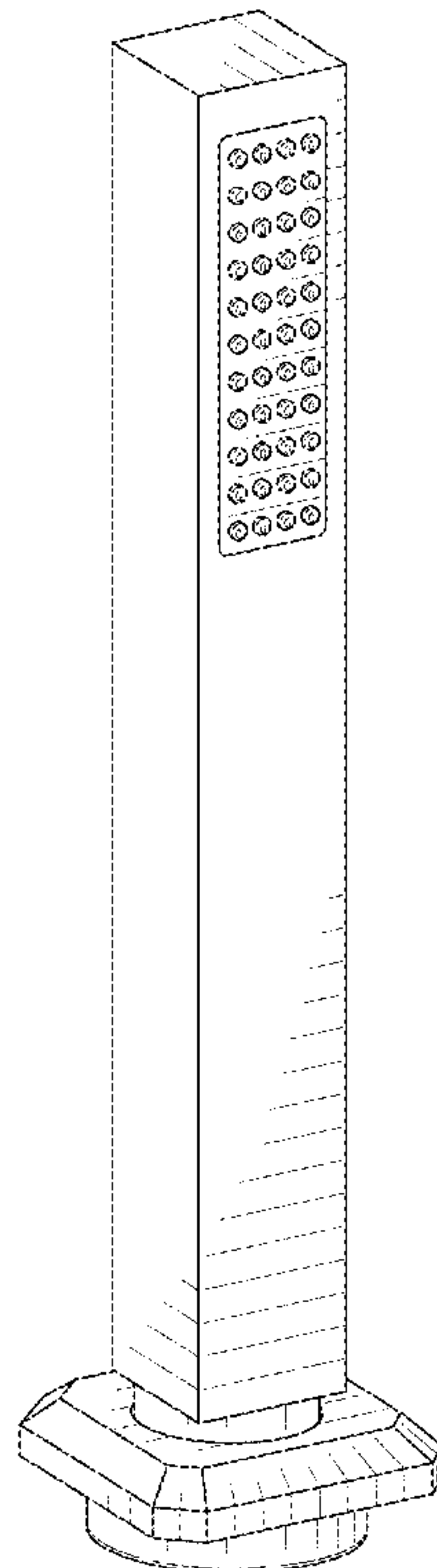
The broken line showing in FIG. 7 is included for the purpose of illustrating portions of the shower tap and forms no part of the claimed design.

(56) **References Cited**

U.S. PATENT DOCUMENTS

D503,211 S * 3/2005 Lin D23/213
D503,463 S * 3/2005 Hughes D23/213

1 Claim, 4 Drawing Sheets



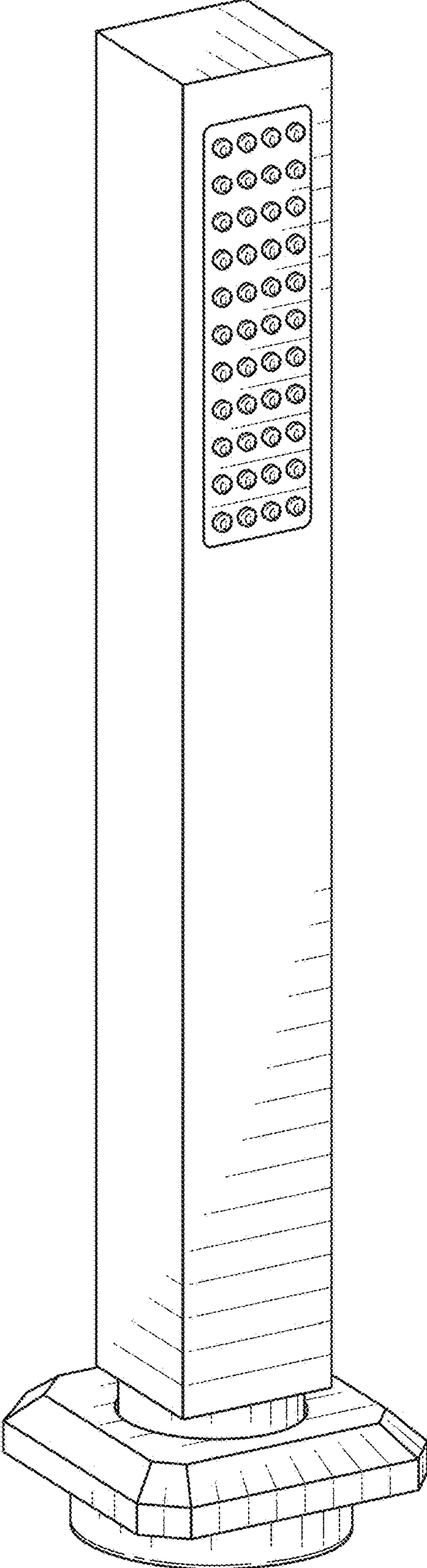


FIG. 1

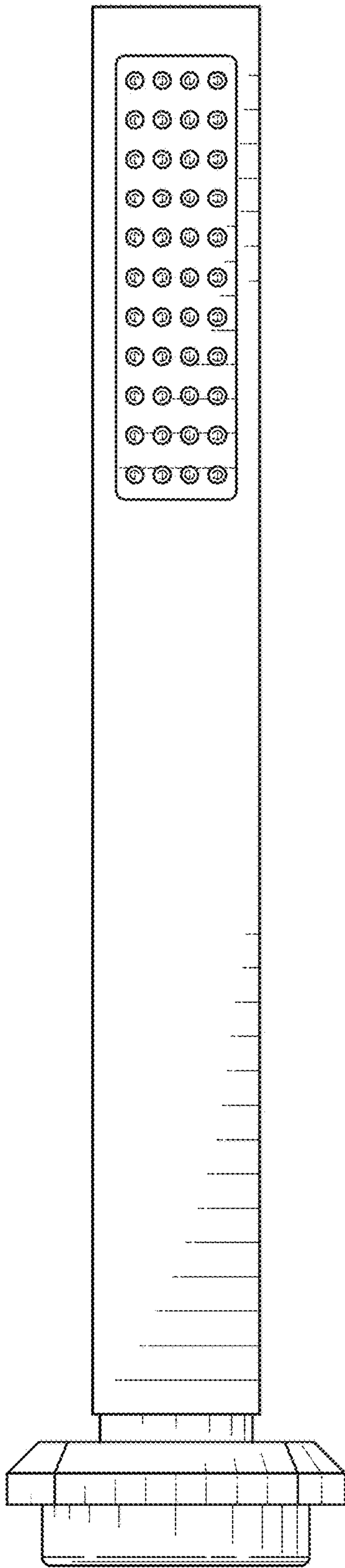


FIG. 2

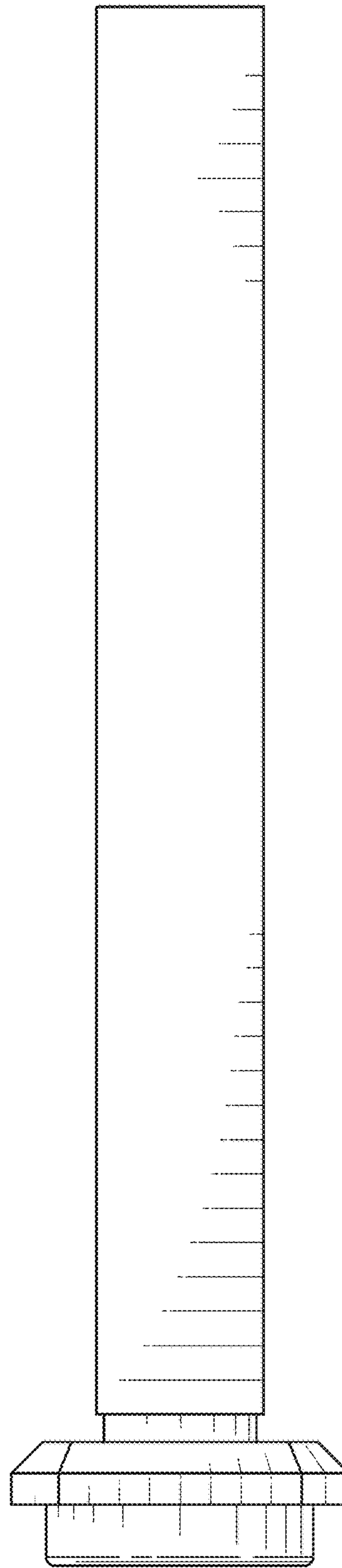


FIG. 3

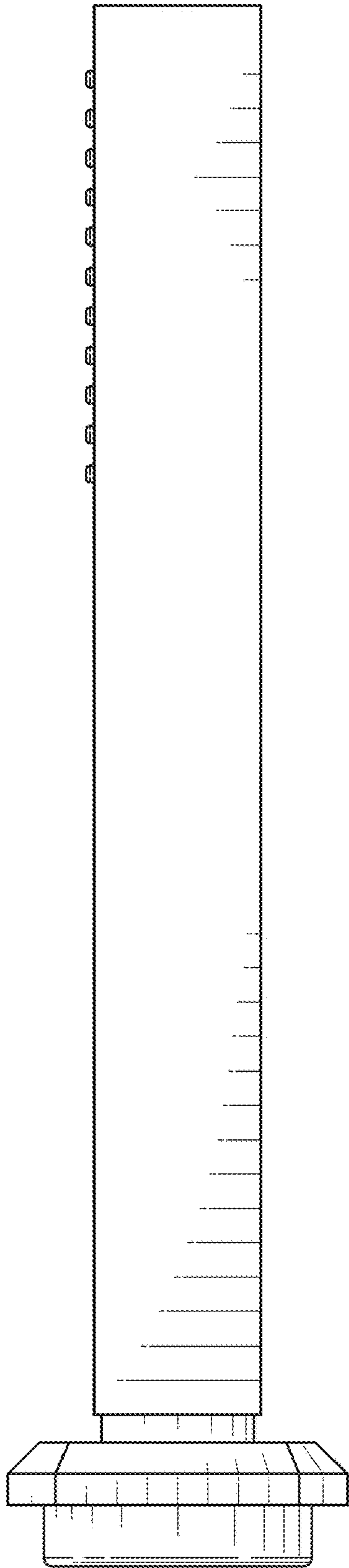


FIG. 4




FIG. 5

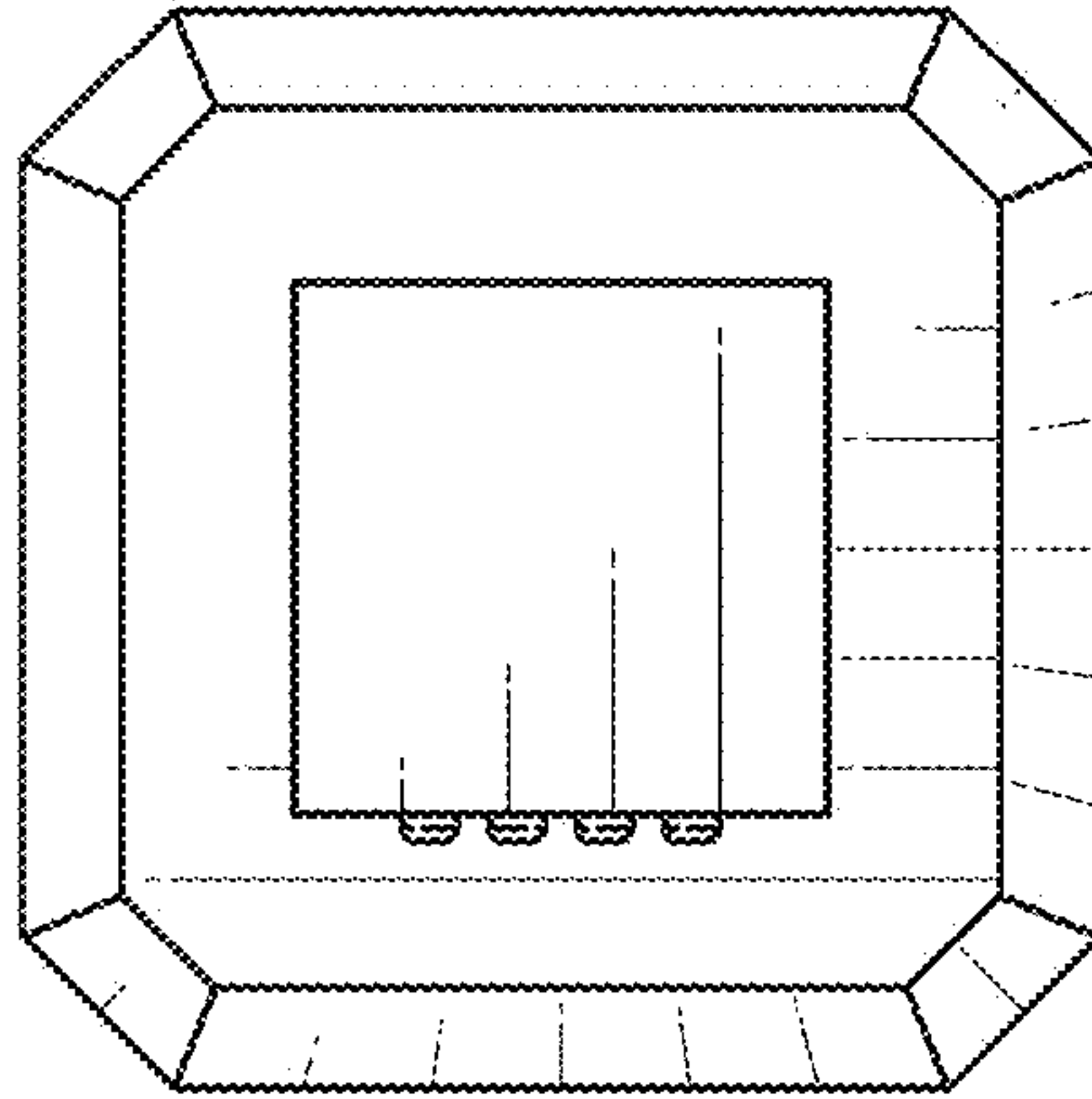


FIG. 6

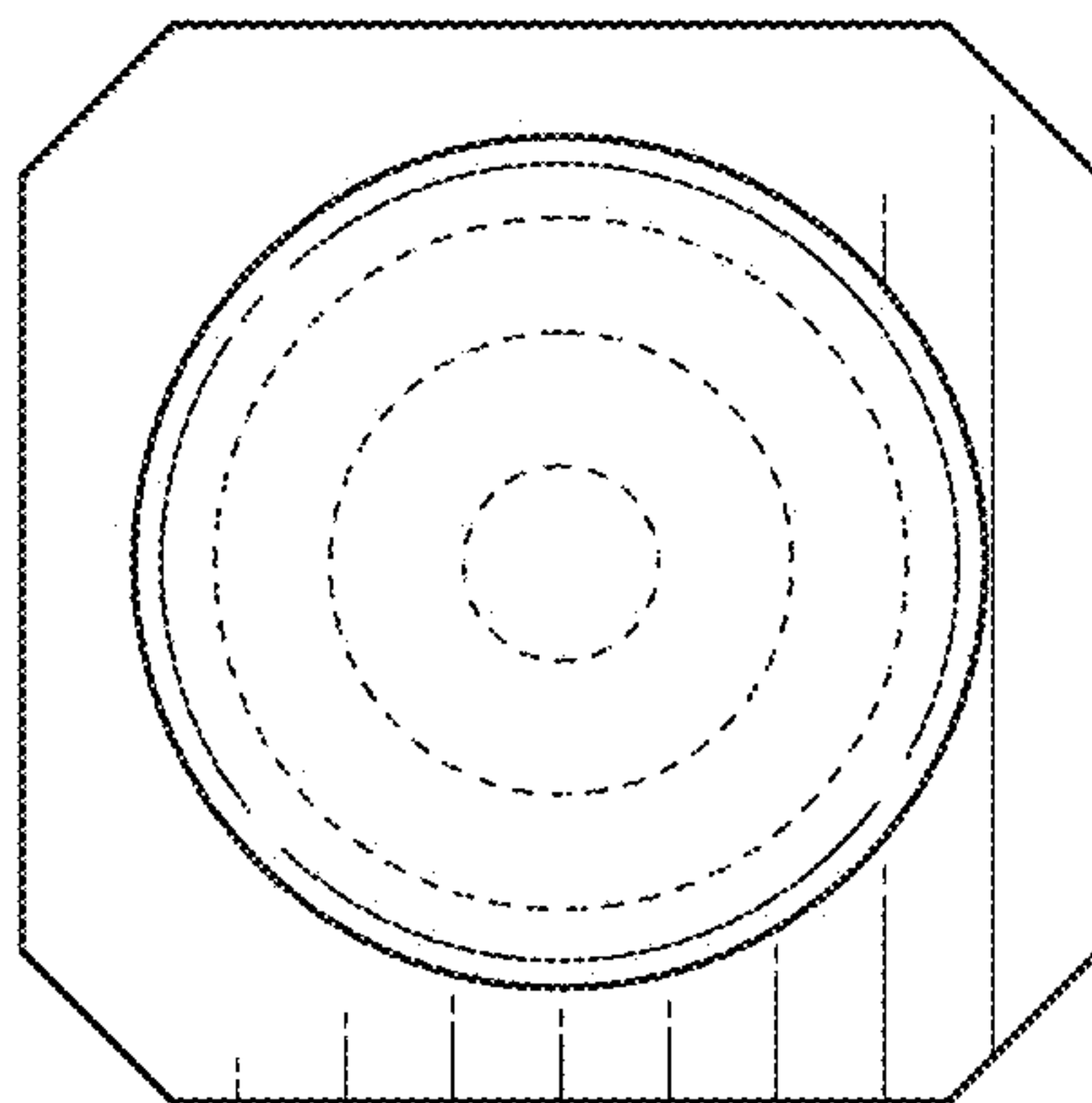


FIG. 7