



US00D832946S

(12) **United States Design Patent**  
**Lernihan**

(10) **Patent No.:** **US D832,946 S**

(45) **Date of Patent:** **\*\* Nov. 6, 2018**

(54) **SLAM BALL**

(71) Applicant: **Jody Newgard Lernihan**, Vancouver,  
WA (US)

(72) Inventor: **Jody Newgard Lernihan**, Vancouver,  
WA (US)

(\*\*) Term: **15 Years**

(21) Appl. No.: **29/624,274**

(22) Filed: **Oct. 31, 2017**

(51) **LOC (11) Cl.** ..... **21-02**

(52) **U.S. Cl.**

USPC ..... **D21/713**

(58) **Field of Classification Search**

USPC ..... D21/398, 466, 662, 686, 707-714, 680,  
D21/692; D30/160; 473/569-577,  
473/593-615; 40/327; 446/4, 5, 219,  
446/220, 224, 267, 400, 431, 37, 438,  
446/485, 486; 428/11, 12; 119/707-711  
CPC . A63B 37/00; A63B 37/0001; A63B 37/0005;  
A63B 37/0007; A63B 37/0009; A63B  
37/0011; A63B 37/0022; A63B 37/007;  
A63B 37/0098; A63B 39/00; A63B  
39/06; A63B 39/08; A63B 2039/003;  
A63B 2039/006; A63B 41/00; A63B  
41/08; A63B 41/085; A63B 41/10; A63B  
43/00; A63B 43/002; A63B 43/004; A63B  
43/005; A63B 43/007; A63B 43/008;  
A63B 43/02; A63B 43/04; A63B 43/06;  
A63B 2043/001; A63B 65/00; A63B  
65/06; A63B 65/12; A63B 65/122; A63B  
65/125; A63H 33/005; A63H 33/18;  
A01K 15/025; A01K 15/026  
See application file for complete search history.

(56) **References Cited**

**U.S. PATENT DOCUMENTS**

660,787 A \* 10/1900 Bissell ..... A63B 43/007  
473/575  
D43,673 S \* 3/1913 Johnston ..... D21/709

D45,082 S \* 12/1913 Worthington ..... D21/713  
1,265,036 A \* 5/1918 Bendelow ..... A63B 37/0003  
473/377  
D52,706 S \* 11/1918 Robertson ..... D21/708  
D52,712 S \* 11/1918 Turner ..... D21/709  
1,418,220 A \* 5/1922 White ..... A63B 37/0004  
473/384  
D71,562 S \* 11/1926 Penfold ..... D21/708  
D72,692 S \* 5/1927 Beldam ..... D21/708  
D100,206 S \* 6/1936 Davis ..... D21/709  
3,222,065 A \* 12/1965 Dwork ..... B29D 22/04  
428/11  
D372,510 S \* 8/1996 Stevens ..... D21/714  
D536,756 S \* 2/2007 Steinhobel ..... D21/708  
(Continued)

**FOREIGN PATENT DOCUMENTS**

CA 2286248 A1 \* 4/2000 ..... A01K 5/0114  
CN 303468167 \* 11/2015  
(Continued)

*Primary Examiner* — Catherine A Tuttle

(74) *Attorney, Agent, or Firm* — Muncy, Geissler, Olds,  
Lowe, P.C.

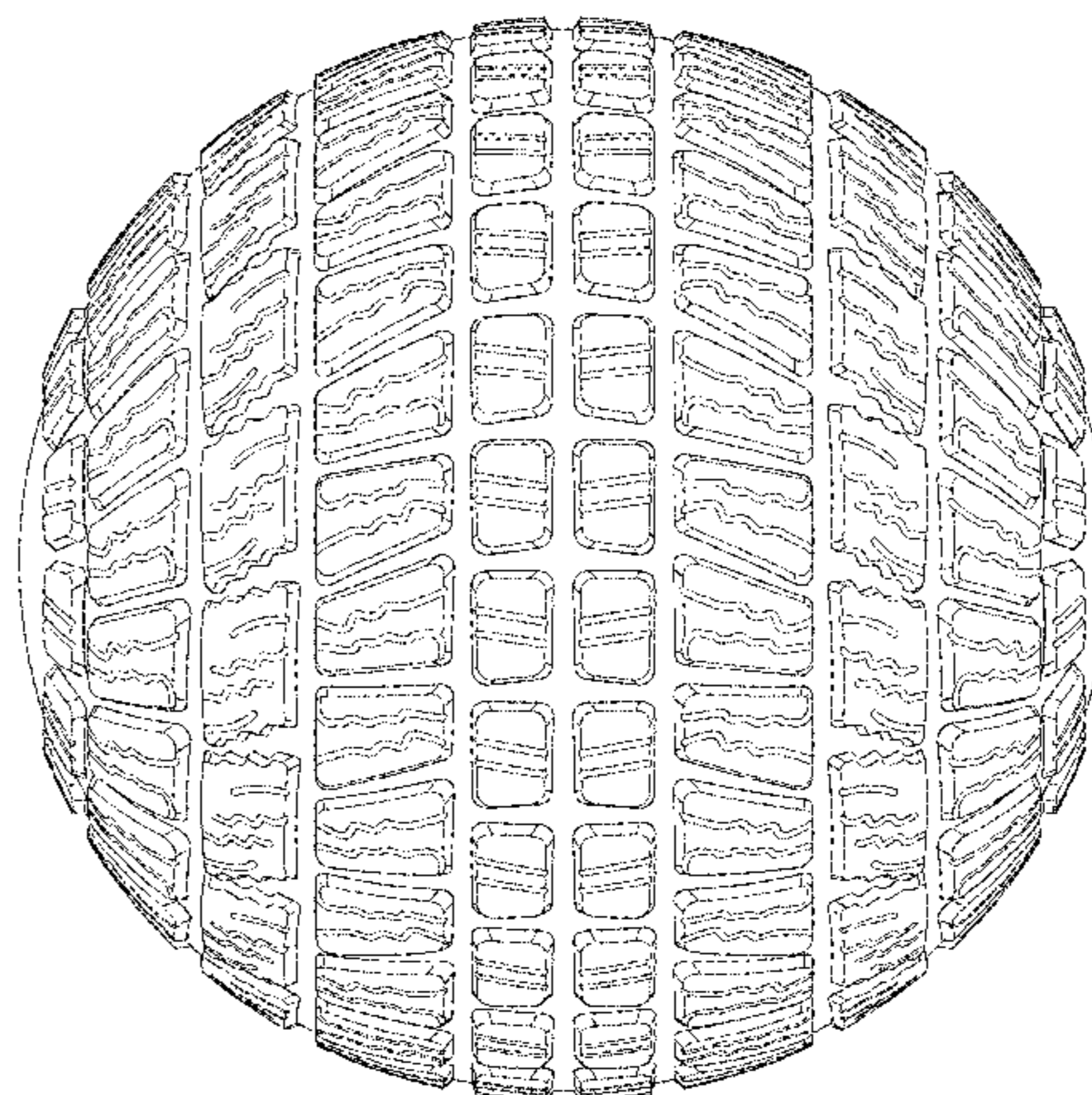
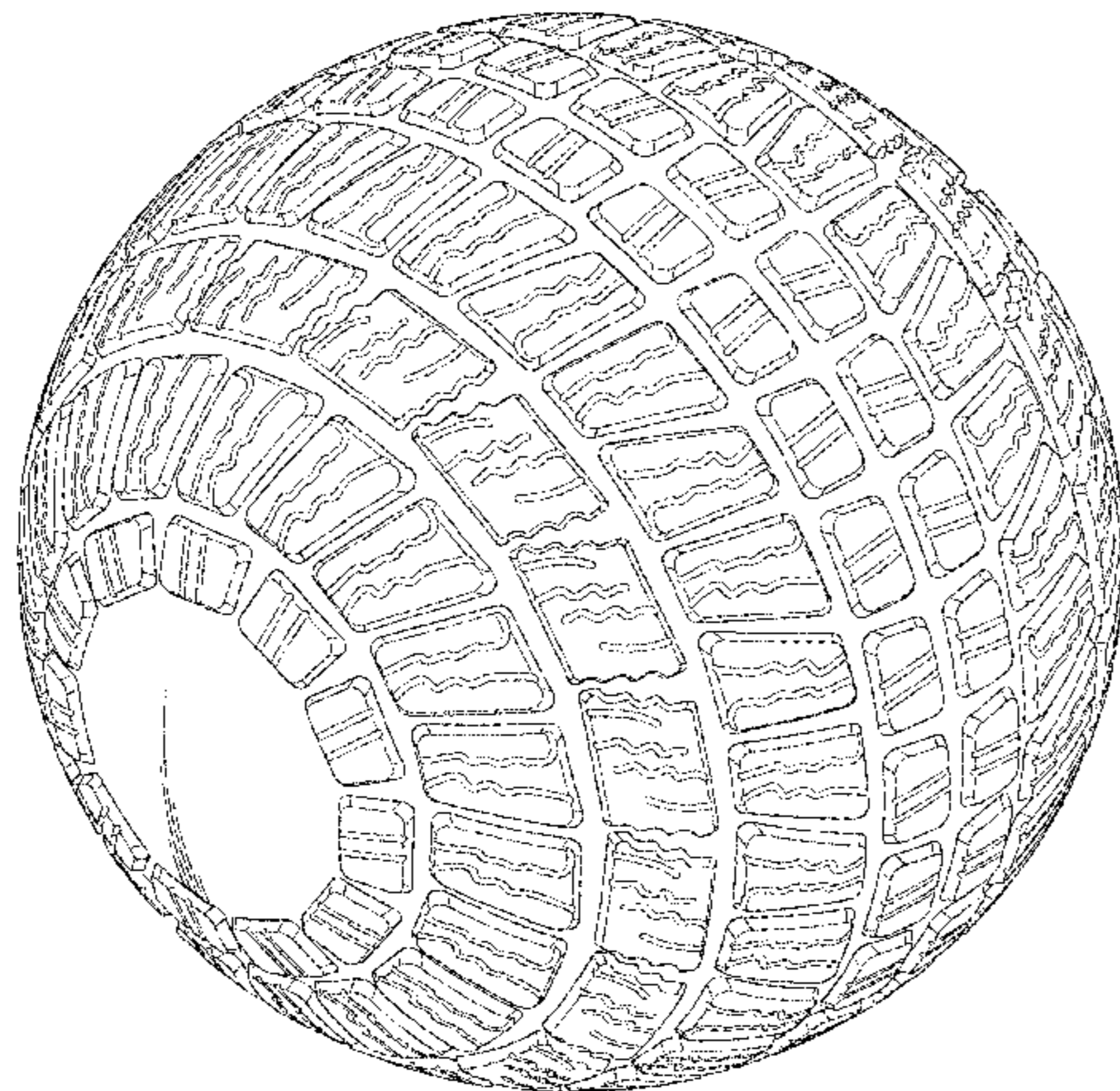
(57) **CLAIM**

The ornamental design for a slam ball, as shown and  
described.

**DESCRIPTION**

FIG. 1 is a perspective view of a slam ball showing my new  
design;  
FIG. 2 is a front elevational view thereof;  
FIG. 3 is a rear elevational view thereof;  
FIG. 4 is a left side elevational view thereof;  
FIG. 5 is a right side elevational view thereof;  
FIG. 6 is a top plan view thereof;  
FIG. 7 is a bottom plan view thereof; and,  
FIG. 8 is another perspective view thereof.

**1 Claim, 8 Drawing Sheets**



(56)

**References Cited**

U.S. PATENT DOCUMENTS

D637,667 S \* 5/2011 Lin ..... D21/398  
D695,371 S \* 12/2013 Hedeem, Jr. .... D21/707  
D774,150 S \* 12/2016 Holland ..... D21/713  
2007/0225137 A1\* 9/2007 Mednick ..... A63B 23/0216  
482/148  
2009/0181805 A1\* 7/2009 Sullivan ..... A63B 37/0004  
473/384  
2010/0184541 A1\* 7/2010 Kessler ..... A63B 37/08  
473/570  
2011/0265374 A1\* 11/2011 Tompkins, IV ..... A01G 13/10  
47/31.1  
2014/0336021 A1\* 11/2014 Jones ..... A63B 22/0046  
482/132  
2015/0011330 A1\* 1/2015 Ishii ..... A63B 37/0051  
473/371

FOREIGN PATENT DOCUMENTS

CN 304525454 \* 3/2018  
CN 304567312 \* 4/2018  
DE 402010004216-0002 \* 1/2011

\* cited by examiner

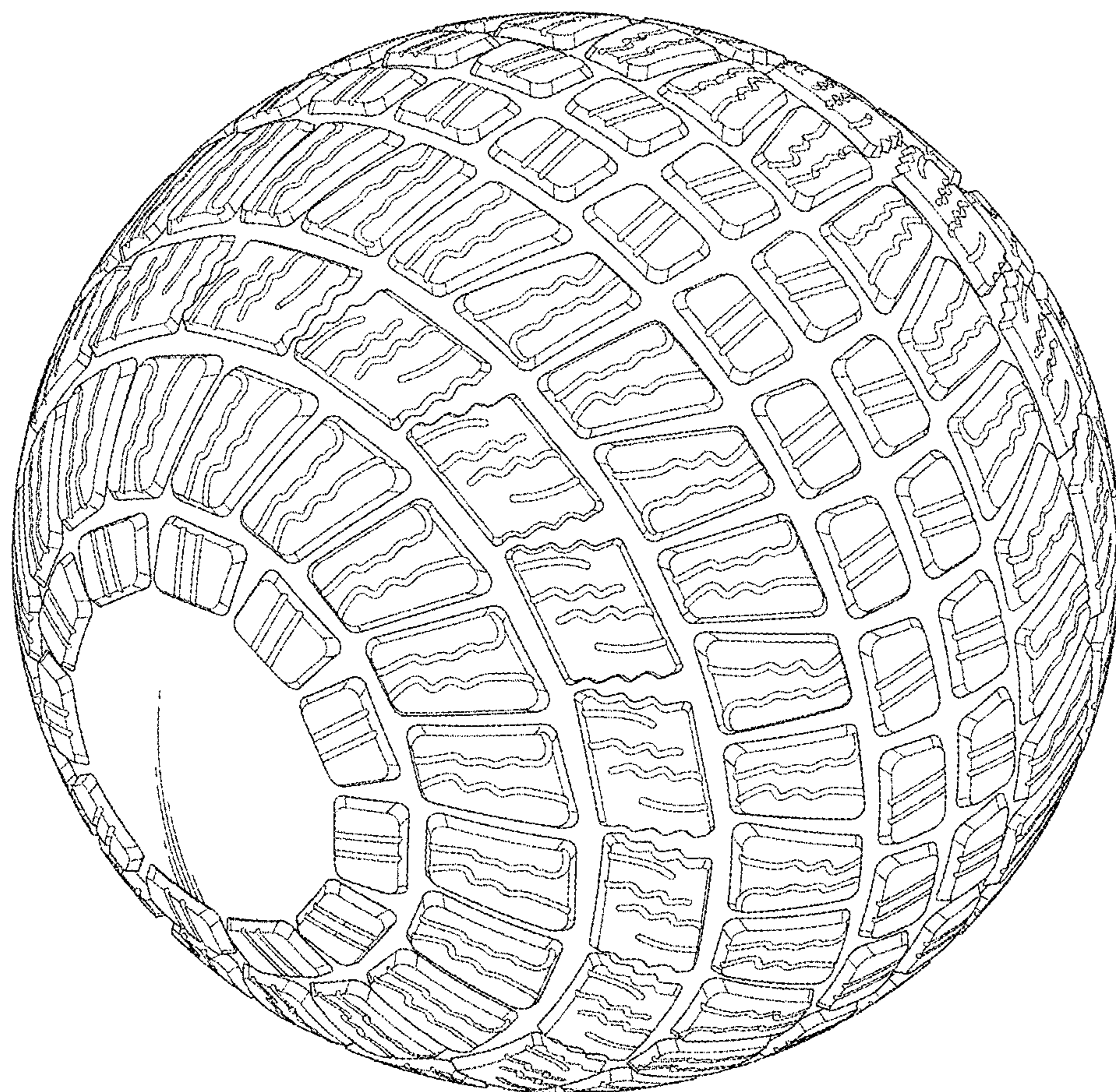


Fig. 1

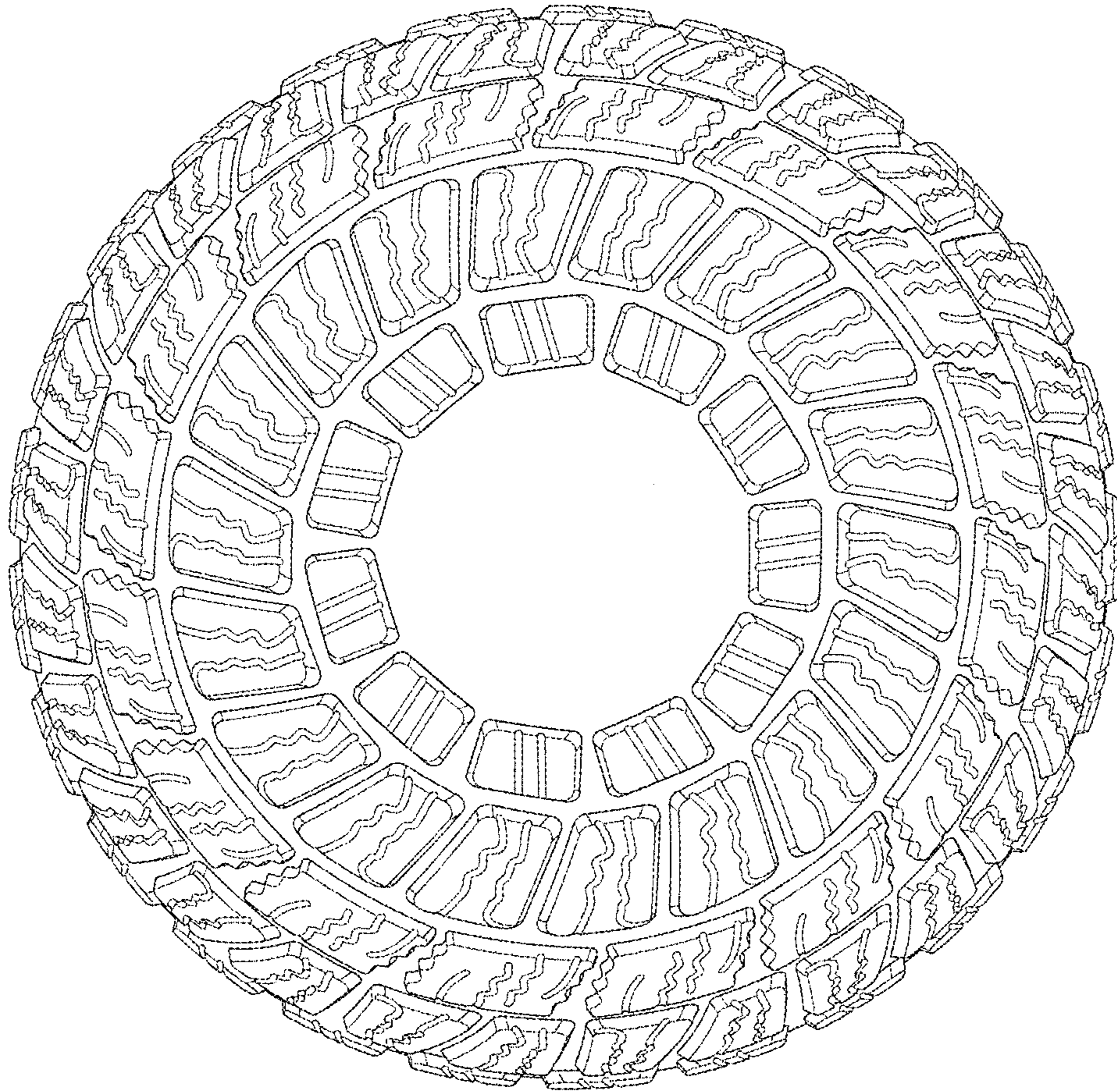


Fig. 2




Fig. 3

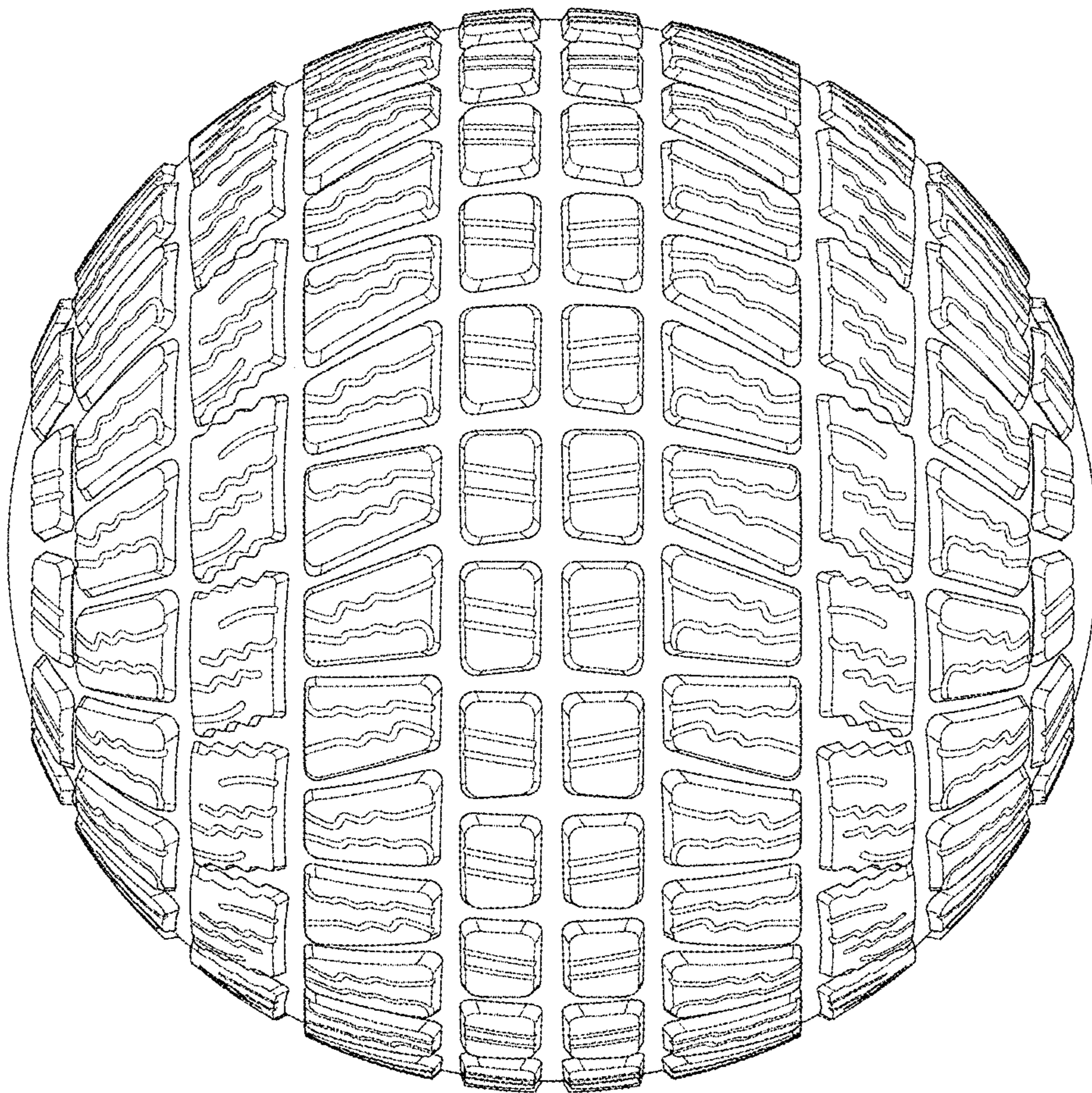


Fig. 4

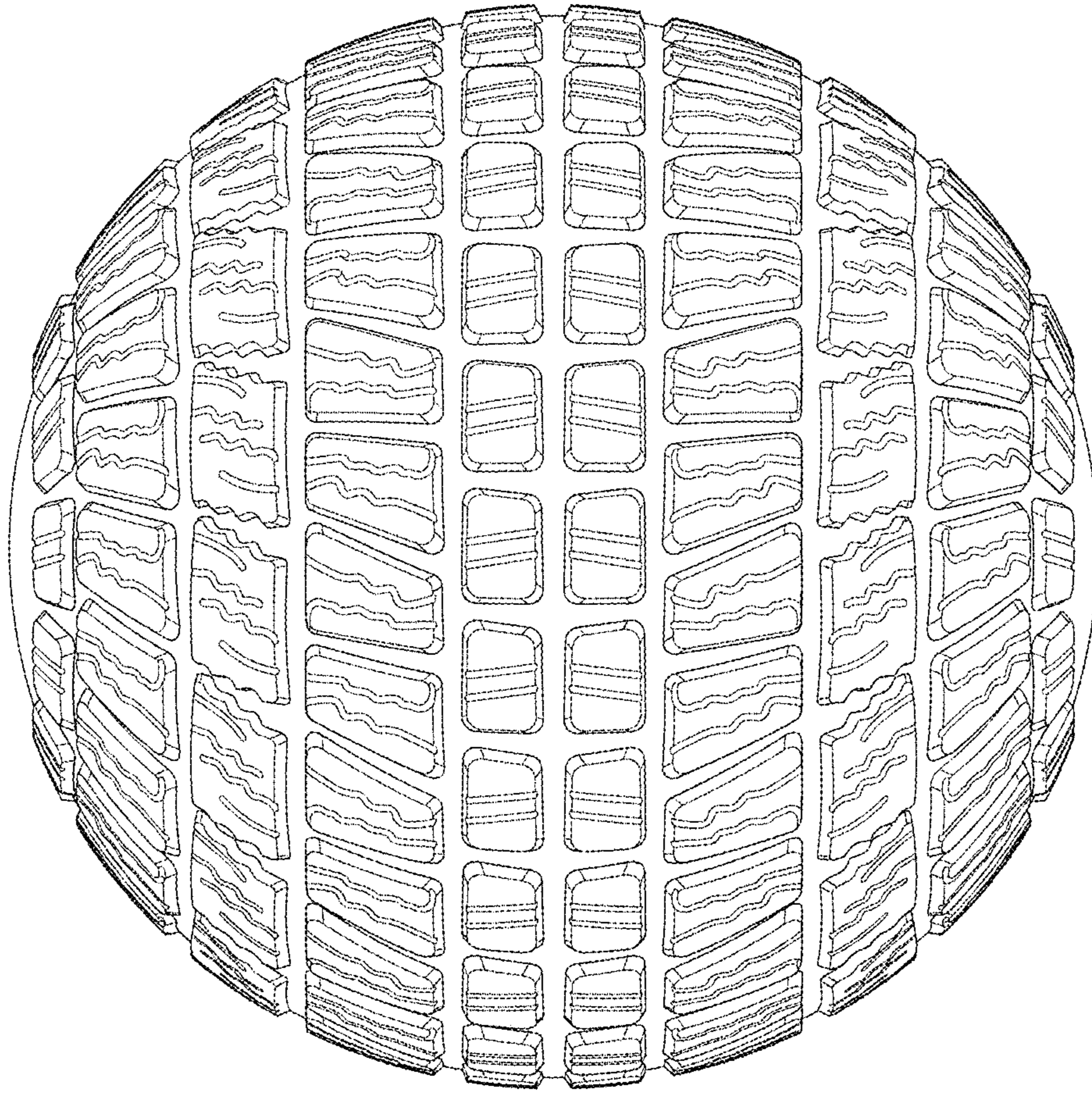


Fig. 5




Fig. 6






Fig. 7

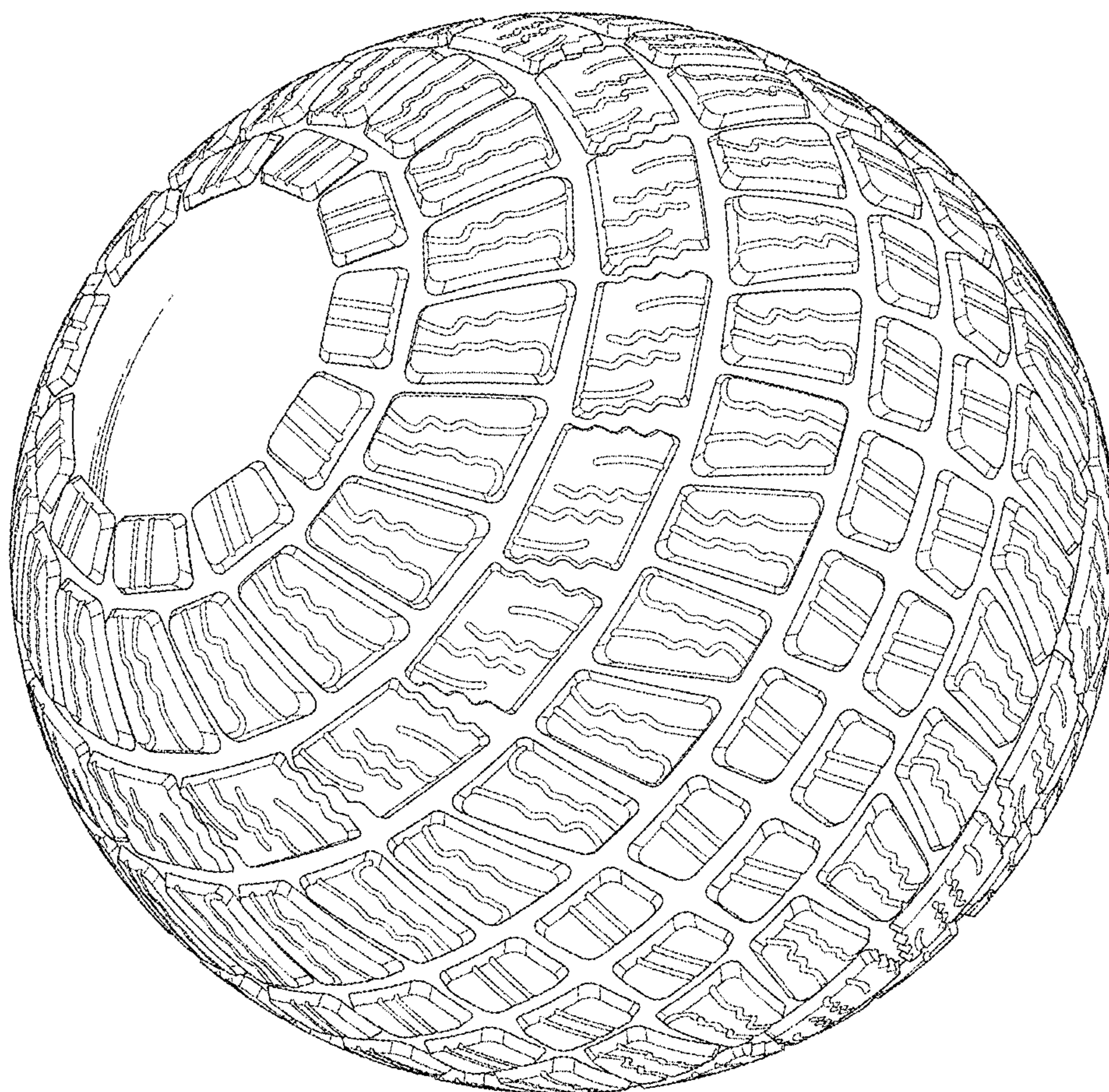


Fig. 8