



US00D832940S

(12) **United States Design Patent** (10) **Patent No.:** **US D832,940 S**
White (45) **Date of Patent:** **** Nov. 6, 2018**

- (54) **SIMULATED CRAWLING TOY**
- (71) Applicant: **Brian M White**, Berkeley, CA (US)
- (72) Inventor: **Brian M White**, Berkeley, CA (US)
- (73) Assignee: **Brian M. White**, Berkeley, CA (US)
- (**) Term: **15 Years**
- (21) Appl. No.: **29/610,062**
- (22) Filed: **Jul. 9, 2017**
- (51) **LOC (11) Cl.** **21-01**
- (52) **U.S. Cl.**
USPC **D21/601; D21/585**
- (58) **Field of Classification Search**
USPC D6/598; D11/158, 162; D21/576–595,
D21/597–601; 446/368–369, 376, 428,
446/487; 180/8.6; D30/160
CPC ... A63H 3/00; A63H 3/02; A63H 3/04; A63H
3/16; A63H 3/28; A63H 33/00; A63H
7/06; A63H 11/00; A63H 11/10; A63H
11/20; A63H 13/00
See application file for complete search history.

D500,537 S *	1/2005	Fong	D21/585
D556,393 S *	11/2007	Rutherford	D21/601
D621,885 S *	8/2010	Rappaport-Rowan	D21/601
D763,367 S *	8/2016	Jamison	D21/576
D765,795 S *	9/2016	Bargiel	D21/601
D768,245 S *	10/2016	Matthews	D21/601

* cited by examiner

Primary Examiner — Sandra L Morris

(57) **CLAIM**

The ornamental design for a simulated crawling toy, as shown and described.

DESCRIPTION

FIG. 1 is an orthographic front view of a simulated crawling toy. The broken lines are for illustrative purpose only and form no part of the claimed invention.

FIG. 2 is an orthographic back view of a simulated crawling toy. The broken lines are for illustrative purpose only and form no part of the claimed invention.

FIG. 3 is a front view of the simulated crawling toy of FIG. 1. The broken lines are for illustrative purpose only and form no part of the claimed invention.

FIG. 4 is a back view of the simulated crawling toy of FIG. 1. The broken lines are for illustrative purpose only and form no part of the claimed invention.

FIG. 5 is a side view of the simulated crawling toy of FIG. 1. The broken lines are for illustrative purpose only and form no part of the claimed invention; and,

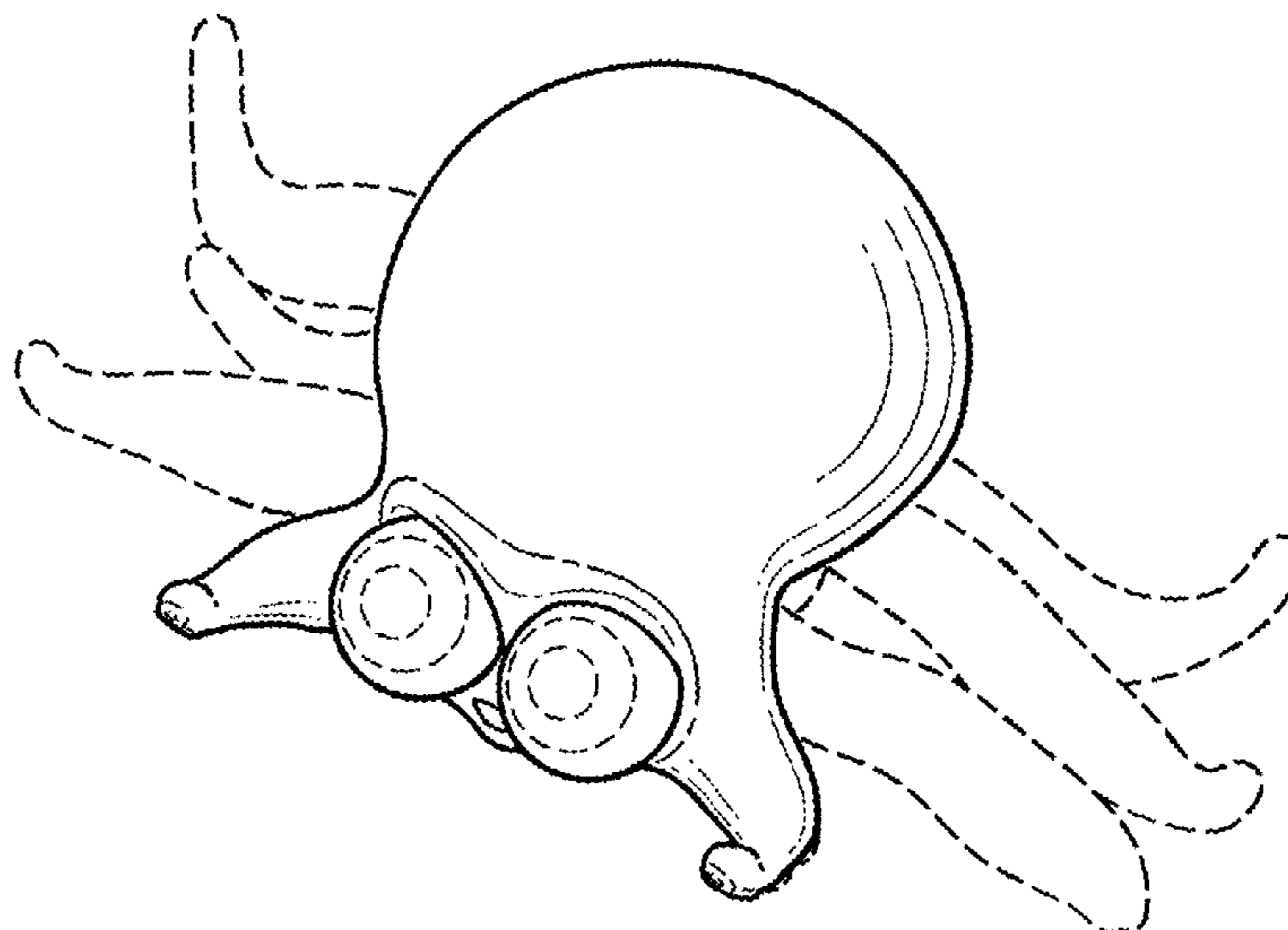
FIG. 6 is a top view of the simulated crawling toy of FIG. 1. The broken lines are for illustrative purpose only and form no part of the claimed invention.

(56) **References Cited**

U.S. PATENT DOCUMENTS

D145,701 S *	10/1946	Rodgers	D21/601
D258,902 S *	4/1981	Strickland	D21/601
D262,392 S *	12/1981	Murasaki	D21/601
D276,638 S *	12/1984	Daugherty	D21/601
D316,734 S *	5/1991	Tak	D21/601
D317,799 S *	6/1991	Tapdrup	D21/601
D334,954 S *	4/1993	Calhoun	D21/576
D341,400 S *	11/1993	Miuccio	D21/601
D486,236 S *	2/2004	Nan	D21/601

1 Claim, 3 Drawing Sheets



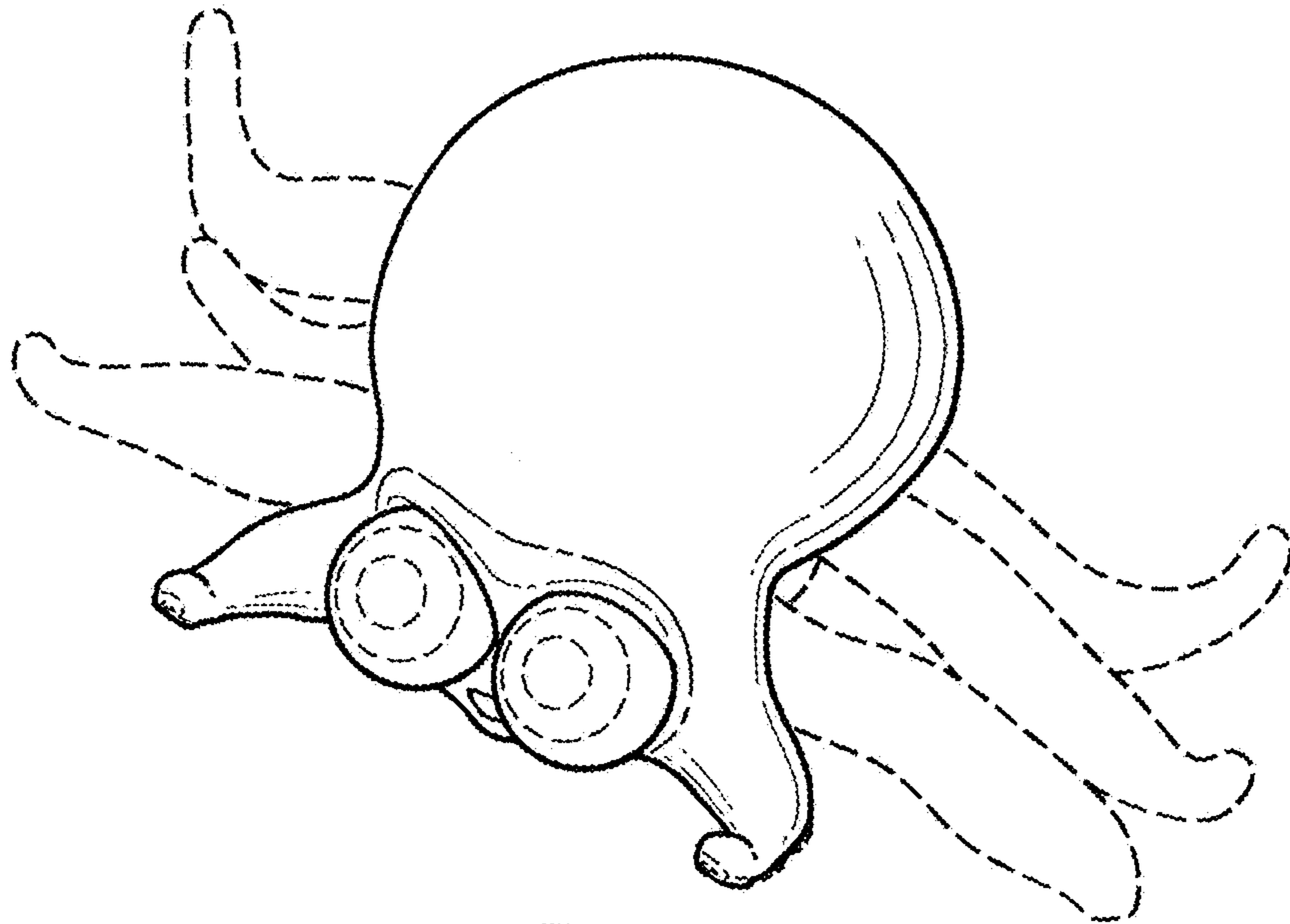


Fig. 1

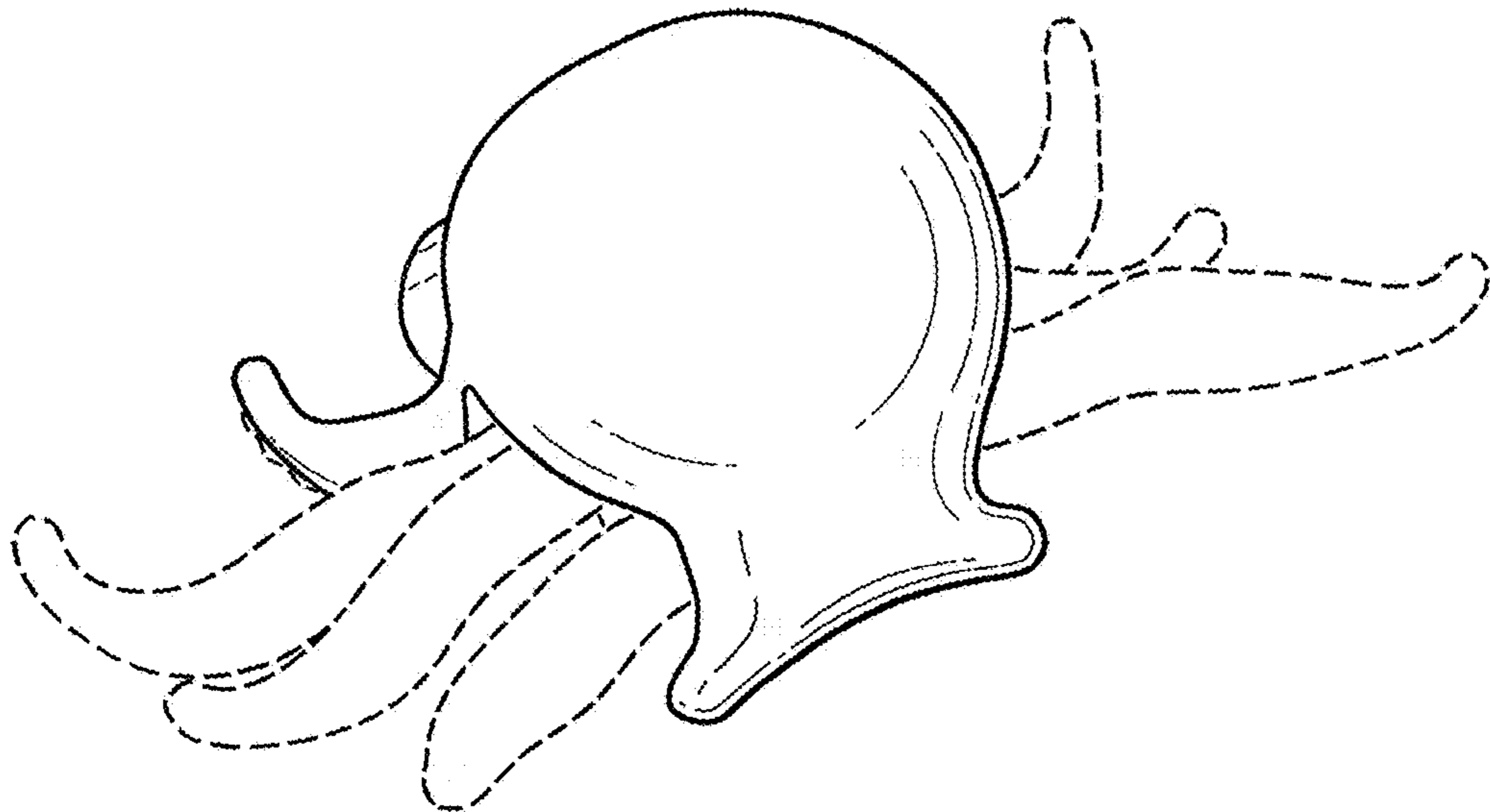


Fig. 2




Fig. 3

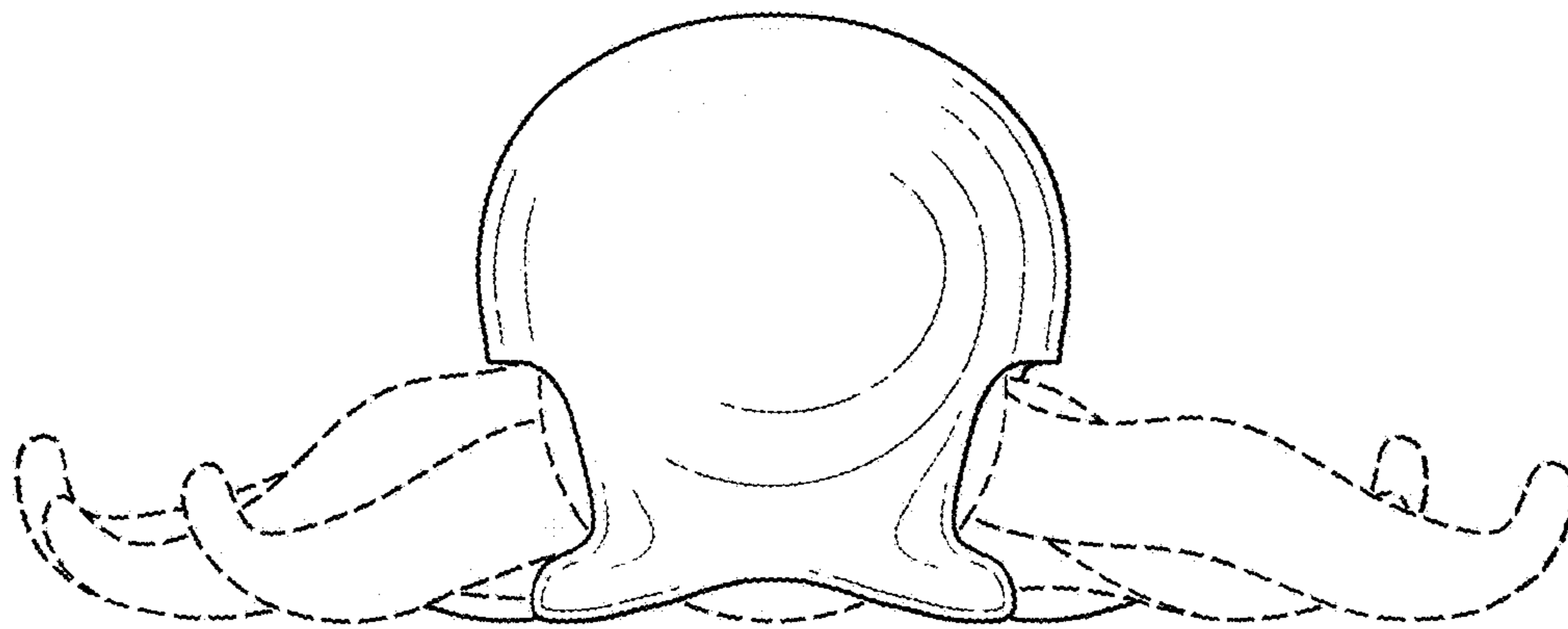


Fig. 4

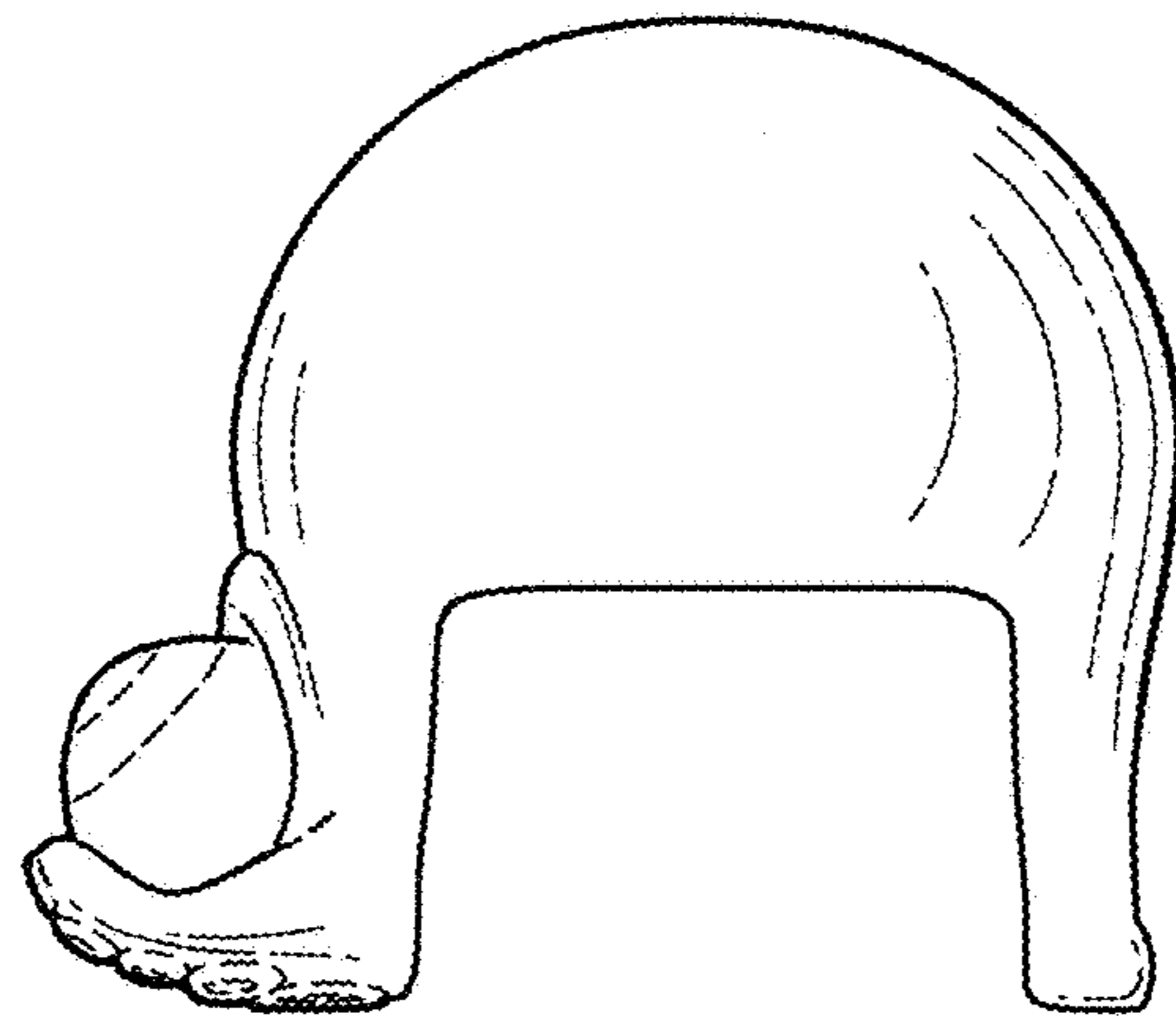


Fig. 5

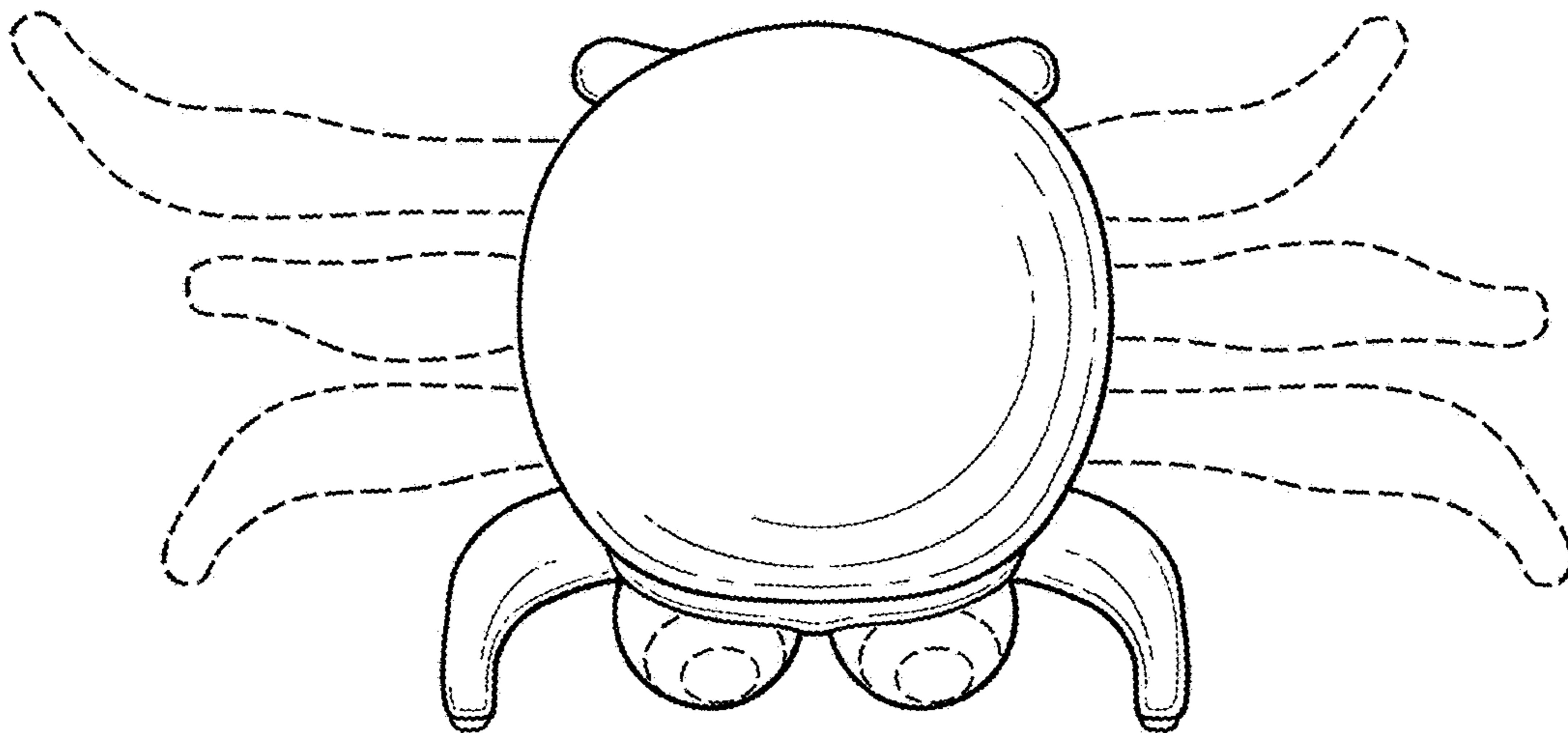


Fig. 6