



US00D832924S

(12) **United States Design Patent** (10) **Patent No.:** **US D832,924 S**
Vadenne (45) **Date of Patent:** **** Nov. 6, 2018**

(54) **WRITING INSTRUMENT**

(71) Applicant: **Societe BIC**, Clichy (FR)

(72) Inventor: **Franck Vadenne**, Bezons (FR)

(73) Assignee: **Societe BIC**, Clichy (FR)

(**) Term: **15 Years**

(21) Appl. No.: **29/584,005**

(22) Filed: **Nov. 10, 2016**

(30) **Foreign Application Priority Data**

May 11, 2016 (EM) 003122381

(51) **LOC (11) Cl.** **19-06**

(52) **U.S. Cl.**
USPC **D19/192**; D19/913

(58) **Field of Classification Search**
USPC D14/411; D19/115-204; D28/7, 76, 88
CPC ... B43K 7/12; B43K 8/04; B43K 8/06; B43K
19/00; B43K 19/02; B43K 19/14; B43K
21/006; B43K 21/06; B43K 23/06; B43K
24/08

See application file for complete search history.

(56) **References Cited**

U.S. PATENT DOCUMENTS

D426,572 S *	6/2000	Salemme	D19/168
D455,174 S *	4/2002	Traut	D19/168
D462,386 S *	9/2002	Iwase	D19/169
D489,405 S *	5/2004	Qiu	D19/166
D492,963 S *	7/2004	Qiu	D19/166
D508,077 S *	8/2005	Bhavnani	D14/411
D508,948 S *	8/2005	Metaxatos	D19/164
D534,586 S *	1/2007	Togawa	D19/172
D539,844 S *	4/2007	Kiple	D19/117
D540,863 S *	4/2007	Qiu	D19/166

D544,034 S *	6/2007	Qiu	D19/166
D553,191 S *	10/2007	Qiu	D19/168
D557,742 S *	12/2007	Vincent	D19/166
D562,891 S *	2/2008	Qiu	D19/172
D563,471 S *	3/2008	Qiu	D19/167
D576,675 S *	9/2008	Kent	D19/174
D603,452 S *	11/2009	Rolion	D19/168
D603,453 S *	11/2009	Rolion	D19/184
D607,052 S *	12/2009	Siegel	D19/166
D612,420 S *	3/2010	Suero, Jr.	D19/163
D616,935 S *	6/2010	Zhang	D19/166
D628,240 S *	11/2010	Rolion	D19/167
D630,247 S *	1/2011	Shimizu	D19/172
D641,788 S *	7/2011	Rolion	D19/171
D646,327 S *	10/2011	Casciotti	D19/185
D678,944 S *	3/2013	Xie	D19/167
D695,826 S *	12/2013	Xie	D19/167

(Continued)

Primary Examiner — Elizabeth A. Albert

(74) *Attorney, Agent, or Firm* — Ohlandt, Greeley,
Ruggiero & Perle, L.L.P.

(57) **CLAIM**

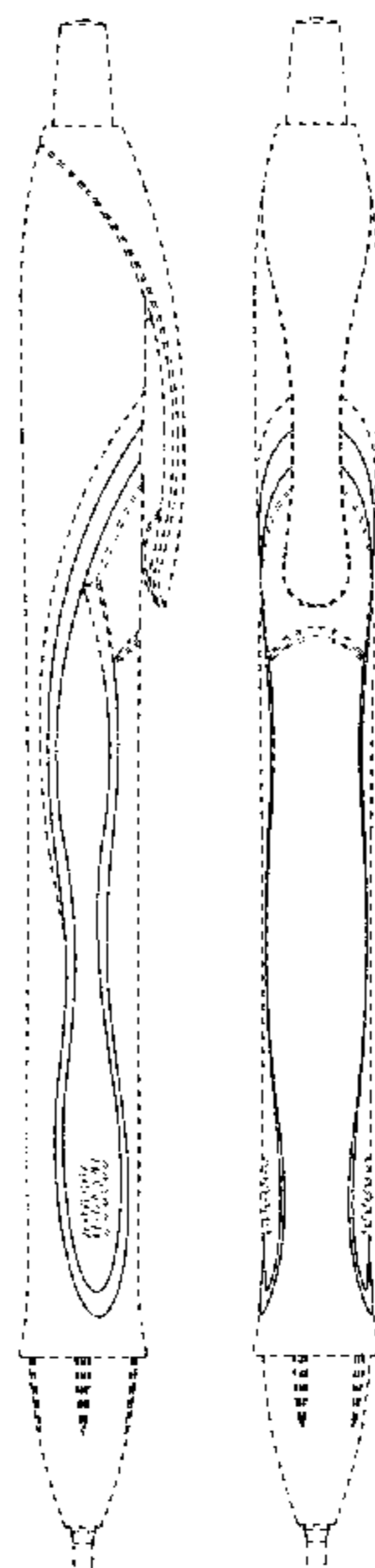
The ornamental design for a writing instrument, as shown and described.

DESCRIPTION

FIG. 1 is a front perspective view of an ornamental design for a writing instrument according to the present invention; FIG. 2 is a left side elevational view thereof; FIG. 3 is a right side elevational view thereof; FIG. 4 is a front side elevational view thereof; FIG. 5 is a rear side elevational view thereof; FIG. 6 is a bottom plan view thereof; and, FIG. 7 is a top plan view.

The large curved claimed lines are shown on an entirely unclaimed surface. The broken lines shown in FIGS. 1-7 are for the purpose of illustrating environmental structure and form no part of the claimed design.

1 Claim, 7 Drawing Sheets



(56)

References Cited

U.S. PATENT DOCUMENTS

D762,775 S * 8/2016 Zhang D19/172
D771,749 S * 11/2016 Boisdevesys D19/171

* cited by examiner

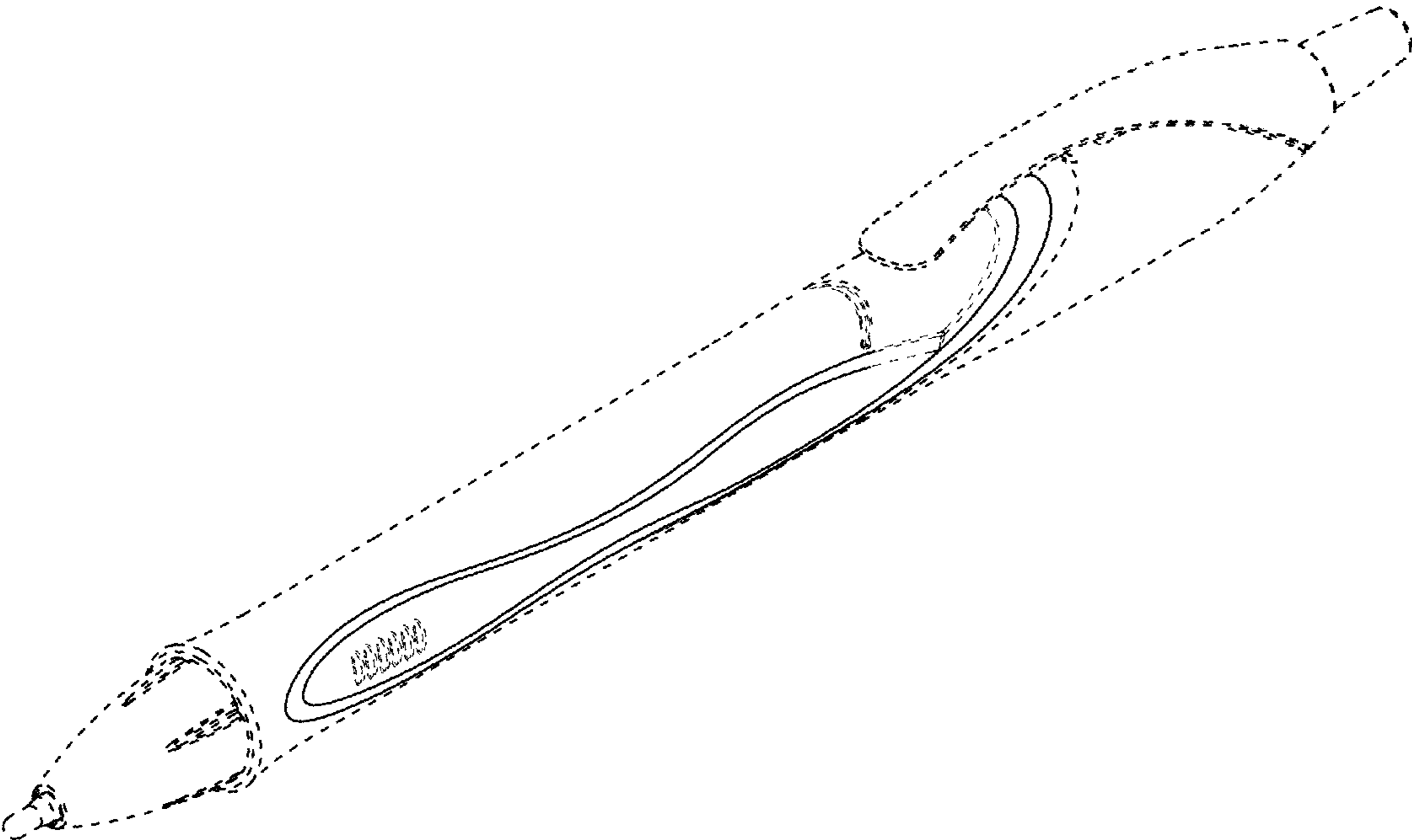


FIG. 1

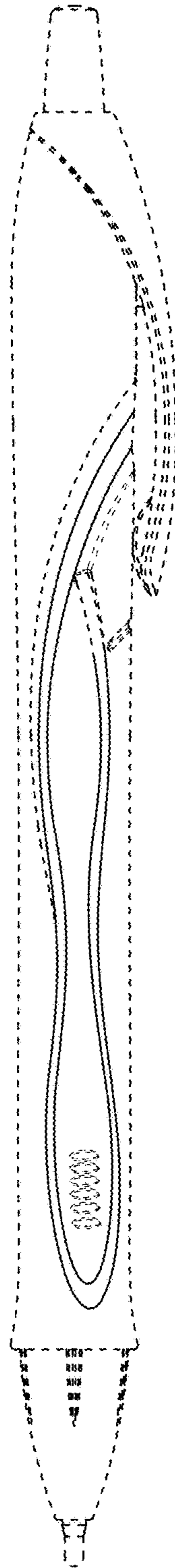


FIG. 2

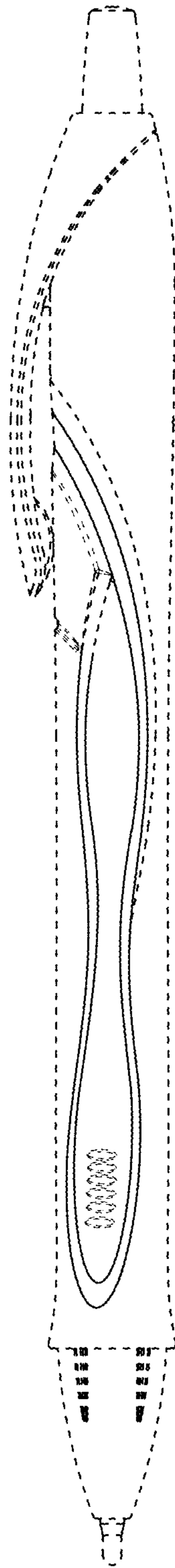


FIG. 3




FIG.4




FIG. 5



FIG. 6




FIG. 7