



US00D832922S

(12) **United States Design Patent** (10) **Patent No.:** **US D832,922 S**  
**Bindra** (45) **Date of Patent:** **\*\* \*Nov. 6, 2018**

(54) **WRITING INSTRUMENT**

(71) Applicant: **Fibro Source U.S.A. Inc.**, San Diego, CA (US)

(72) Inventor: **Sarvjeet S. Bindra**, San Diego, CA (US)

(73) Assignee: **FIBRO SOURCE U.S.A. INC.**, San Diego, CA (US)

(\*) Notice: This patent is subject to a terminal disclaimer.

(\*\*) Term: **15 Years**

(21) Appl. No.: **29/589,128**

(22) Filed: **Dec. 28, 2016**

(51) **LOC (11) Cl.** ..... **19-06**

(52) **U.S. Cl.**  
USPC ..... **D19/172**; D19/918; D19/923

(58) **Field of Classification Search**  
USPC ..... D14/411; D19/115-204; D9/724, 725  
CPC ... B43K 7/12; B43K 8/04; B43K 8/06; B43K 19/00; B43K 19/02; B43K 19/14; B43K 21/006; B43K 21/06; B43K 23/06; B43K 24/08

See application file for complete search history.

(56) **References Cited**

**U.S. PATENT DOCUMENTS**

D101,042 S *	9/1936	Kahn	.....	D19/196
4,382,706 A	5/1983	Hashimoto et al.		
D402,693 S	12/1998	Sunaga		
D408,057 S	4/1999	Izushima		
D410,030 S	5/1999	Sunaga		
D410,681 S	6/1999	Izushima		
D410,682 S	6/1999	Izushima		
D412,014 S	7/1999	Izushima		
D418,163 S	12/1999	Rosen		
D418,870 S	1/2000	Polidoro		

D418,871 S	1/2000	Keda		
D423,577 S	4/2000	Baudino et al.		
6,203,225 B1	3/2001	Baudino et al.		
D441,017 S	4/2001	Gault et al.		
D444,499 S	7/2001	Nakazawa		
D450,769 S	11/2001	Nishida		
D453,790 S	2/2002	Tsuchikura		
D455,179 S *	4/2002	Oka	.....	D19/197
D457,917 S	5/2002	Traut et al.		
D458,306 S	6/2002	Moon		
D465,238 S	11/2002	Qiu		
D476,364 S	6/2003	Bain		
D482,071 S	11/2003	Kennedy et al.		
D484,187 S	12/2003	Moon		

(Continued)

**OTHER PUBLICATIONS**

Uni-ball—Power Tank RT; <http://www.uniball-na.com/main.taf?p=2,1,1>; 4 pages; Nov. 27, 2006.

*Primary Examiner* — Elizabeth A. Albert

(74) *Attorney, Agent, or Firm* — John F. A. Earley, III; Frank J. Bonini, Jr.; Harding, Earley, Follmer & Frailey, P.C.

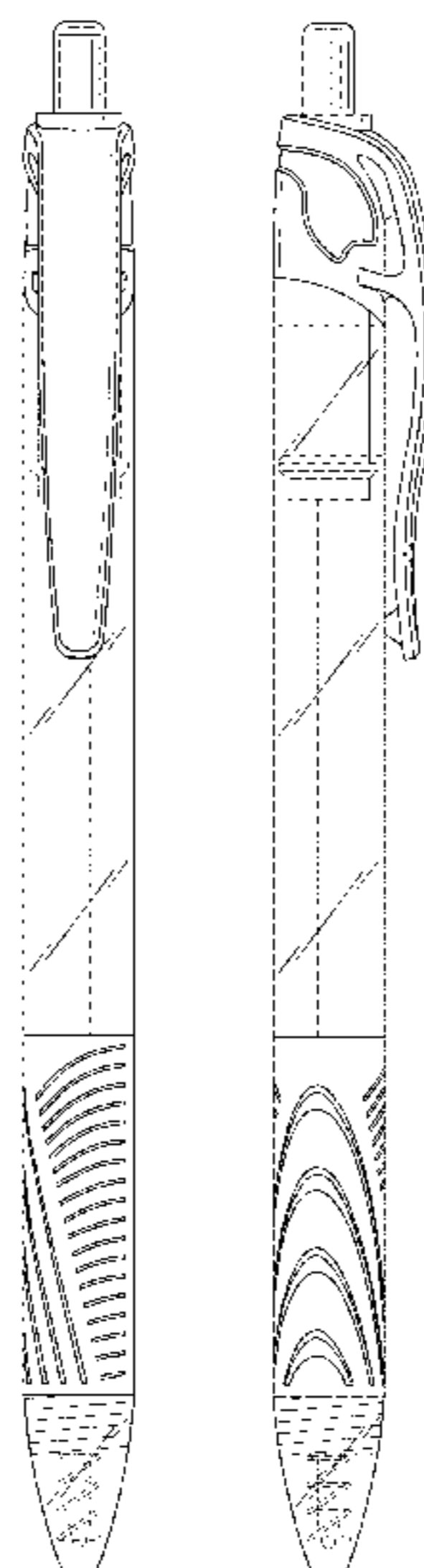
(57) **CLAIM**

The ornamental design for a writing instrument, as shown and described.

**DESCRIPTION**

FIG. 1 is a front, left perspective view of a writing instrument showing my new design; FIG. 2 is a front elevational view thereof; FIG. 3 is a rear elevational view thereof; FIG. 4 is a right side elevational view thereof; FIG. 5 is a left side elevational view thereof; FIG. 6 is a top plan view thereof; and, FIG. 7 is a bottom plan view thereof. The broken lines in FIGS. 1-5 and 7 are for illustrative purposes and form no part of the claimed invention.

**1 Claim, 6 Drawing Sheets**



(56)

References Cited

U.S. PATENT DOCUMENTS

D490,465 S *	5/2004	Qiu .....	D19/172	D550,282 S	9/2007	Neuenschwanter et al.	
D492,349 S	6/2004	Qiu		D553,191 S *	10/2007	Qiu .....	D19/168
D492,350 S	6/2004	Morrow		D559,315 S	1/2008	Qiu et al.	
D495,002 S	8/2004	Sung		D562,392 S *	2/2008	Qiu .....	D19/172
D496,688 S	9/2004	Nishida		D562,895 S *	2/2008	Shibata .....	D19/172
D497,643 S	10/2004	Nishida		D568,936 S *	5/2008	Qiu .....	D19/174
D498,791 S	11/2004	Morrow		D573,184 S	7/2008	Vadenne	
D499,142 S	11/2004	Morrow		D581,460 S *	11/2008	Zhao .....	D19/121
D500,520 S	1/2005	Bain et al.		D589,557 S *	3/2009	Kusch .....	D19/172
D500,792 S	1/2005	Bain et al.		D599,403 S *	9/2009	Wang .....	D19/170
D500,794 S	1/2005	Conklin et al.		D600,282 S	9/2009	Guoguang	
D506,504 S	6/2005	Nakazawa et al.		D603,454 S *	11/2009	Matsumura .....	D19/195
D507,301 S	7/2005	Qiu		D631,913 S *	2/2011	Li .....	D19/174
D508,717 S	8/2005	Anand		D648,791 S *	11/2011	Li .....	D19/173
D508,950 S	8/2005	Kiple et al.		D690,358 S *	9/2013	Jin .....	D19/172
D534,213 S	12/2006	Hageman et al.		D695,830 S *	12/2013	Casciotti .....	D19/199
D542,843 S	5/2007	Qiu		D701,913 S *	4/2014	Li .....	D19/173
D544,915 S	6/2007	Santa Maria et al.		D710,446 S *	8/2014	Lira-Nunez .....	D19/173
D548,791 S	8/2007	Santa Maria et al.		D713,878 S	9/2014	Fleming	
				D776,760 S *	1/2017	Simon .....	D19/167
				D782,576 S *	3/2017	Laemle .....	D19/172

\* cited by examiner

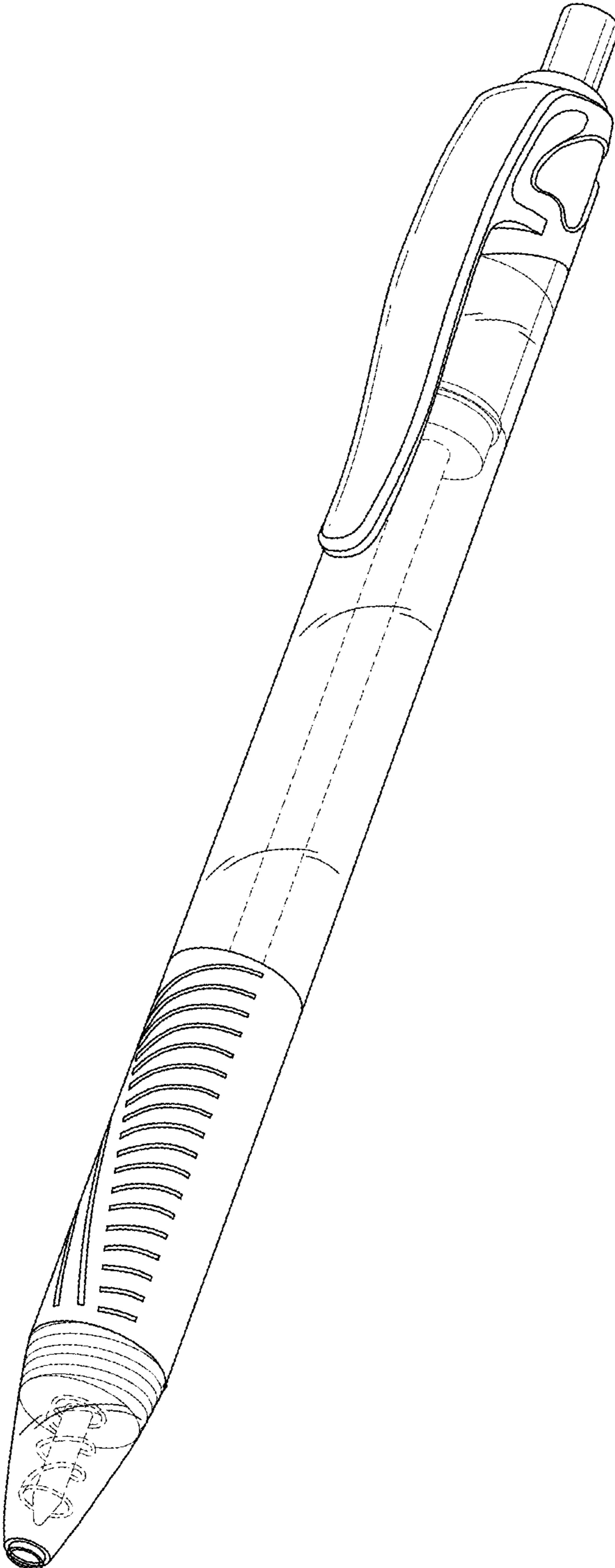


FIG. 1

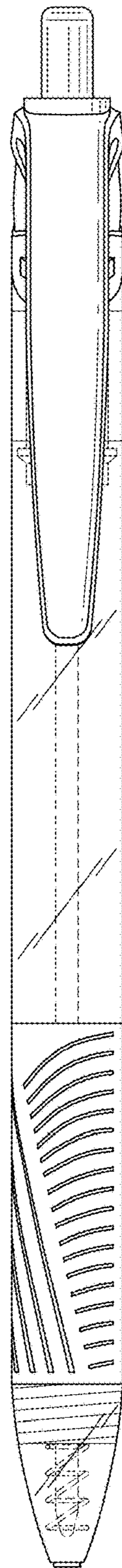


FIG. 2

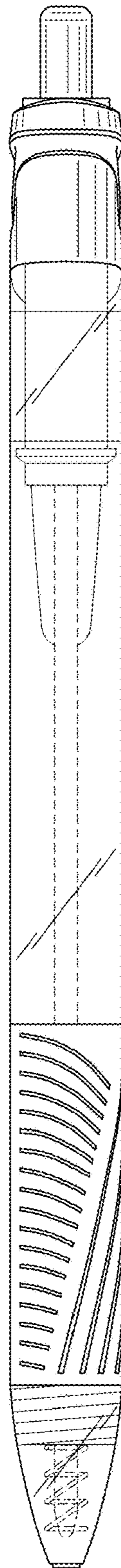


FIG. 3



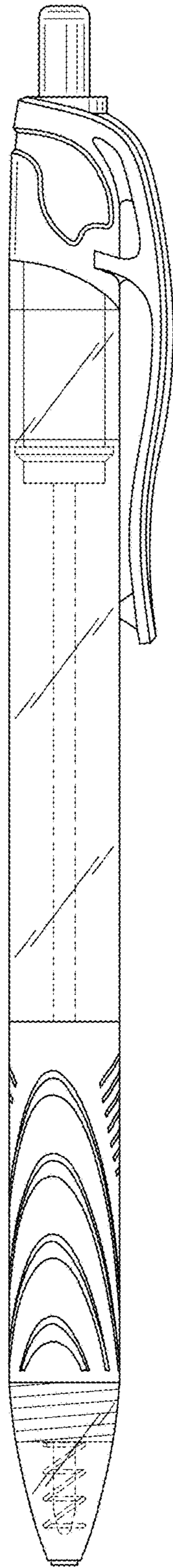


FIG. 4

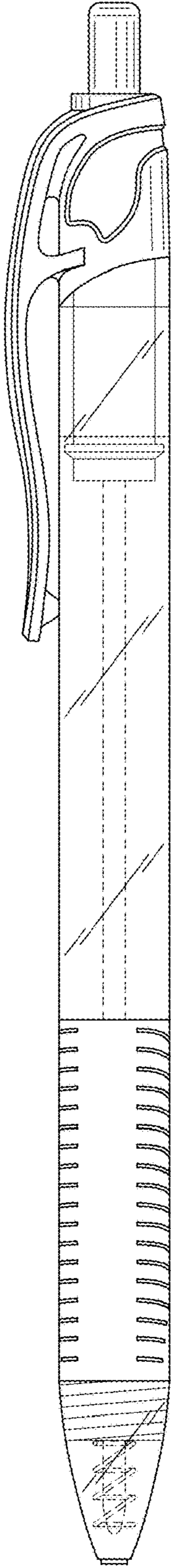


FIG.5

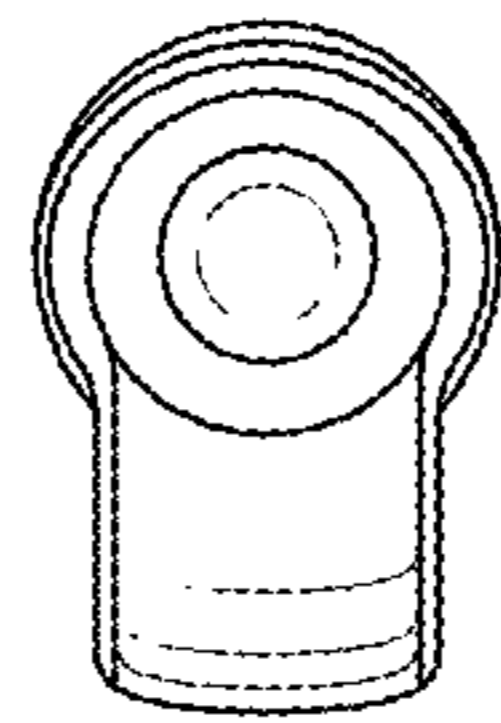


FIG. 6

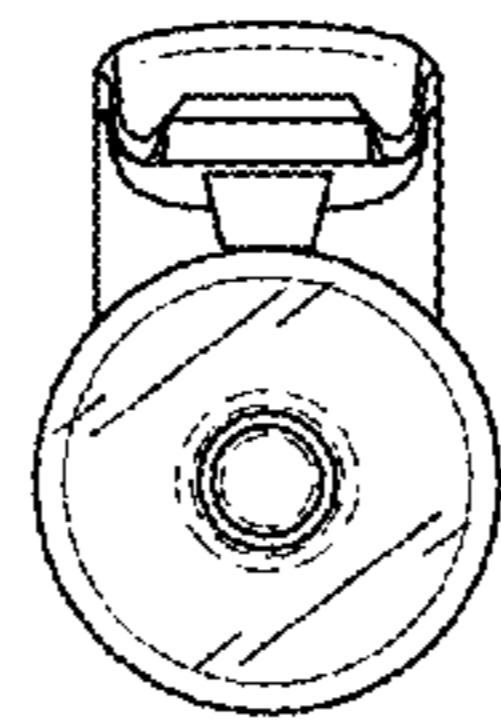


FIG. 7