



US00D832876S

(12) **United States Design Patent**  
**Chung et al.**

(10) **Patent No.:** **US D832,876 S**

(45) **Date of Patent:** **\*\* Nov. 6, 2018**

(54) **DISPLAY SCREEN OR PORTION THEREOF WITH ANIMATED GRAPHICAL USER INTERFACE**

(71) Applicant: **salesforce.com, inc.**, San Francisco, CA (US)

(72) Inventors: **Andrew Chung**, San Francisco, CA (US); **William Joseph Flynn, III**, San Francisco, CA (US); **Drew Hamlin**, San Francisco, CA (US)

(73) Assignee: **salesforce.com, inc.**, San Francisco, CA (US)

(\*\*) Term: **15 Years**

(21) Appl. No.: **29/614,470**

(22) Filed: **Aug. 18, 2017**

(51) **LOC (11) Cl.** ..... **14-04**

(52) **U.S. Cl.**  
USPC ..... **D14/486; D14/488**

(58) **Field of Classification Search**  
USPC ..... D14/485-488  
CPC ..... G06Q 30/0641; G10H 1/0008  
See application file for complete search history.

(56) **References Cited**

**U.S. PATENT DOCUMENTS**

D637,604 S *	5/2011	Brinda	.....	D14/488
D692,456 S *	10/2013	Brinda	.....	D14/488
D701,227 S *	3/2014	Lee	.....	D14/486
D716,339 S *	10/2014	Lee	.....	D14/488
8,878,879 B2 *	11/2014	Lee	.....	G06F 3/0482
				345/173
D745,545 S *	12/2015	Lee	.....	D14/486
D751,596 S *	3/2016	Ng	.....	D14/486
D762,671 S *	8/2016	Chan	.....	D14/485
D765,101 S *	8/2016	Park	.....	D14/485
D768,153 S *	10/2016	Fornaciari	.....	D14/485

D768,691 S *	10/2016	Fornaciari	.....	D14/486
D769,306 S *	10/2016	Bowen	.....	D14/488
D772,922 S *	11/2016	Lee	.....	D14/488
D789,969 S *	6/2017	Chaudhri	.....	D14/486
D798,331 S *	9/2017	Fong	.....	D14/488
D798,899 S *	10/2017	Wen	.....	D14/488
D800,152 S *	10/2017	Wu	.....	D14/486
D813,902 S *	3/2018	Boyd	.....	D14/488
D821,439 S *	6/2018	Sowden	.....	D14/488

(Continued)

*Primary Examiner* — Darlington Ly

*Assistant Examiner* — Katherine A Holbrow

(74) *Attorney, Agent, or Firm* — Sterne, Kessler, Goldstein & Fox P.L.L.C.

(57) **CLAIM**

The ornamental design for a display screen or portion thereof with animated graphical user interface, as shown and described.

**DESCRIPTION**

FIG. 1 is a front view of a display screen or portion thereof with animated graphical user interface showing a first image of the claimed design;

FIG. 2 is a second image thereof;

FIG. 3 is a third image thereof;

FIG. 4 is a fourth image thereof;

FIG. 5 is a fifth image thereof;


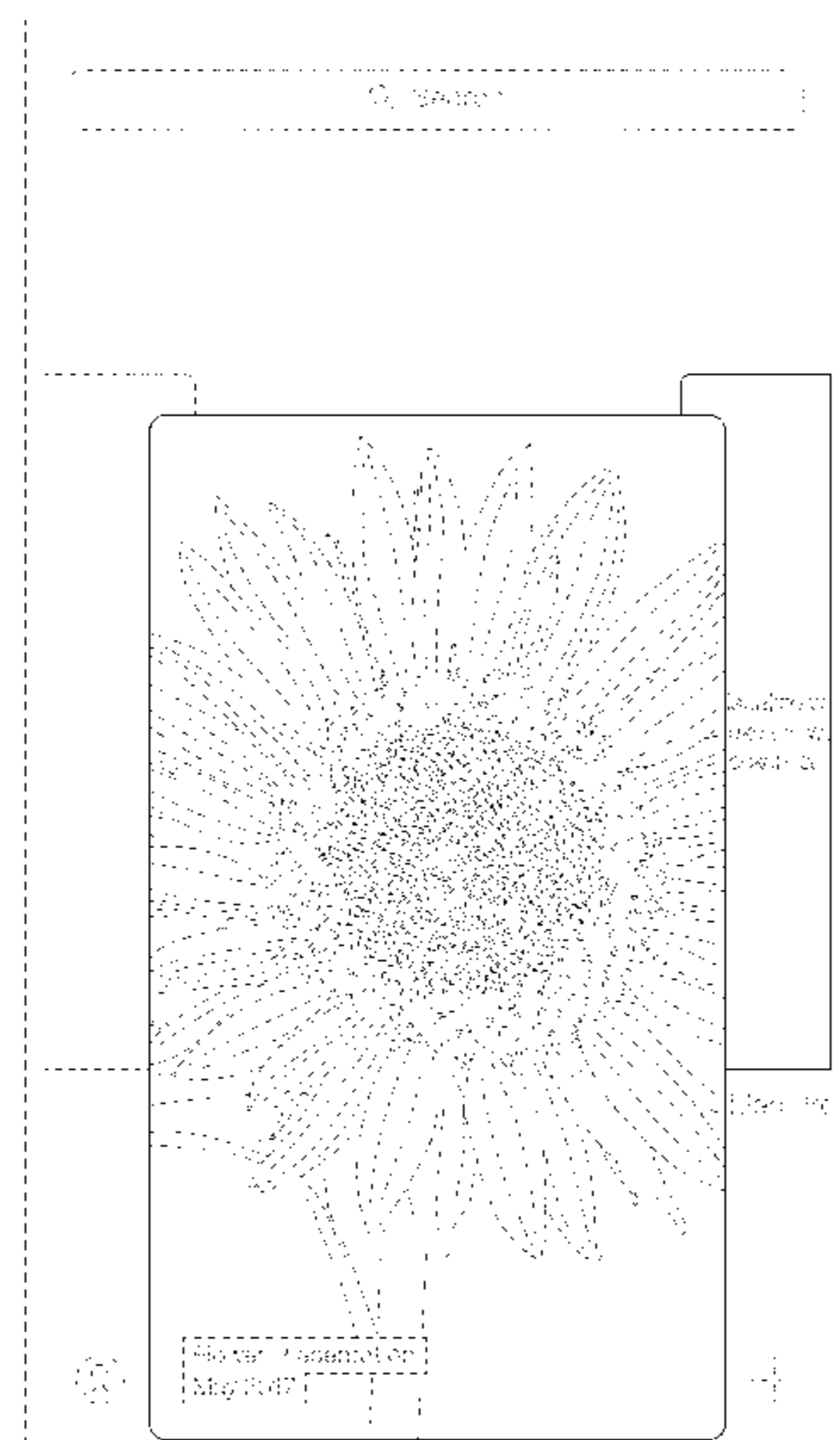
FIG. 6 is a sixth image thereof; and,

FIG. 7 is a seventh image thereof.

The outermost broken lines in FIGS. 1-7 show a display screen or portion thereof, and form no part of the claimed design. The other broken lines in FIGS. 1-7 show portions of the animated graphical user interface that form no part of the claimed design.

The appearance of the animated image sequentially transitions between the images shown in FIGS. 1-7. The process or period in which one image transitions to another forms no part of the claimed design.

**1 Claim, 7 Drawing Sheets**




(56)

**References Cited**


U.S. PATENT DOCUMENTS

2010/0095240 A1\* 4/2010 Shiplacoff ..... G06F 3/0483  
715/784

\* cited by examiner



**FIG. 1**



**FIG. 2**

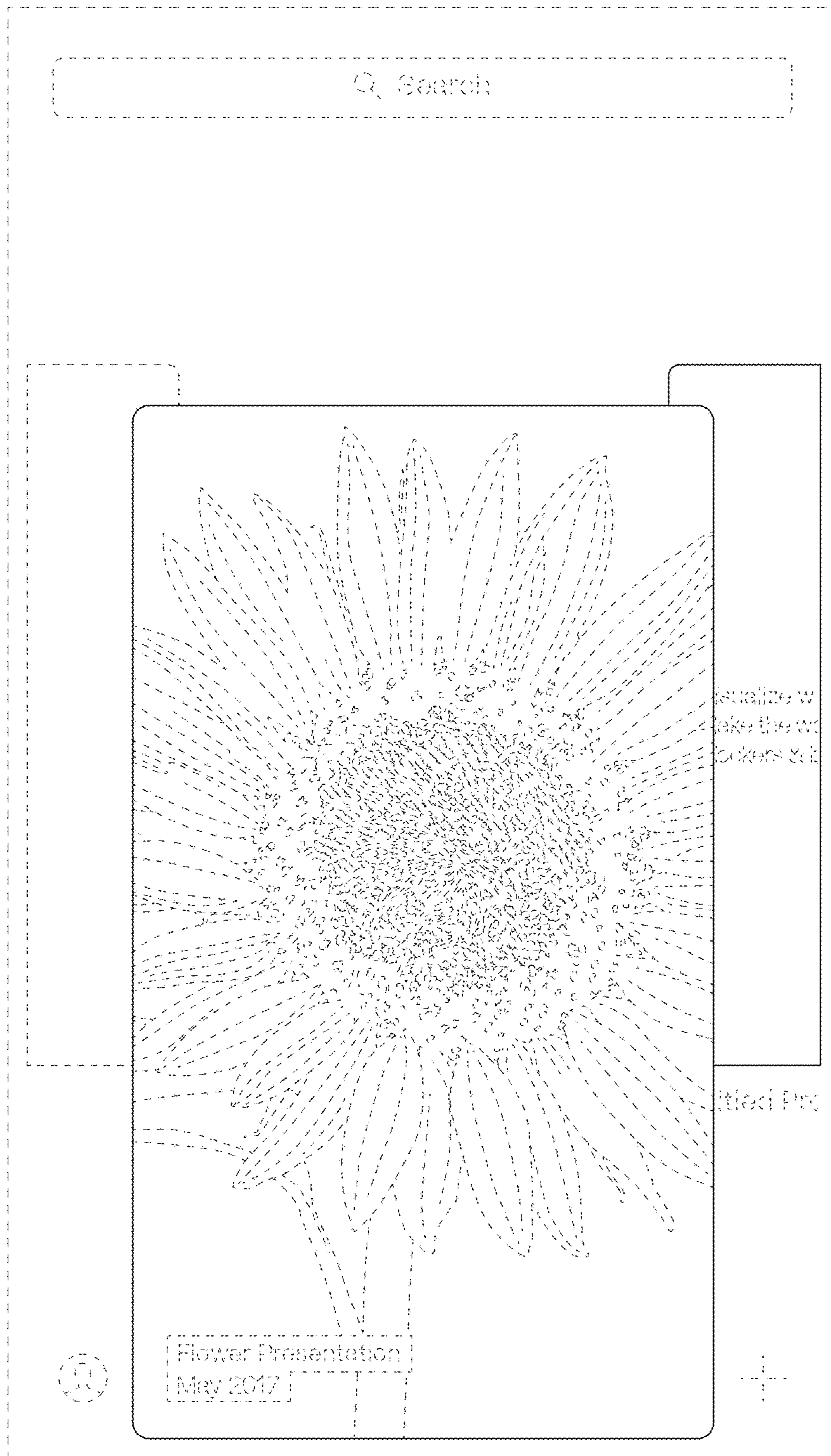


FIG. 3

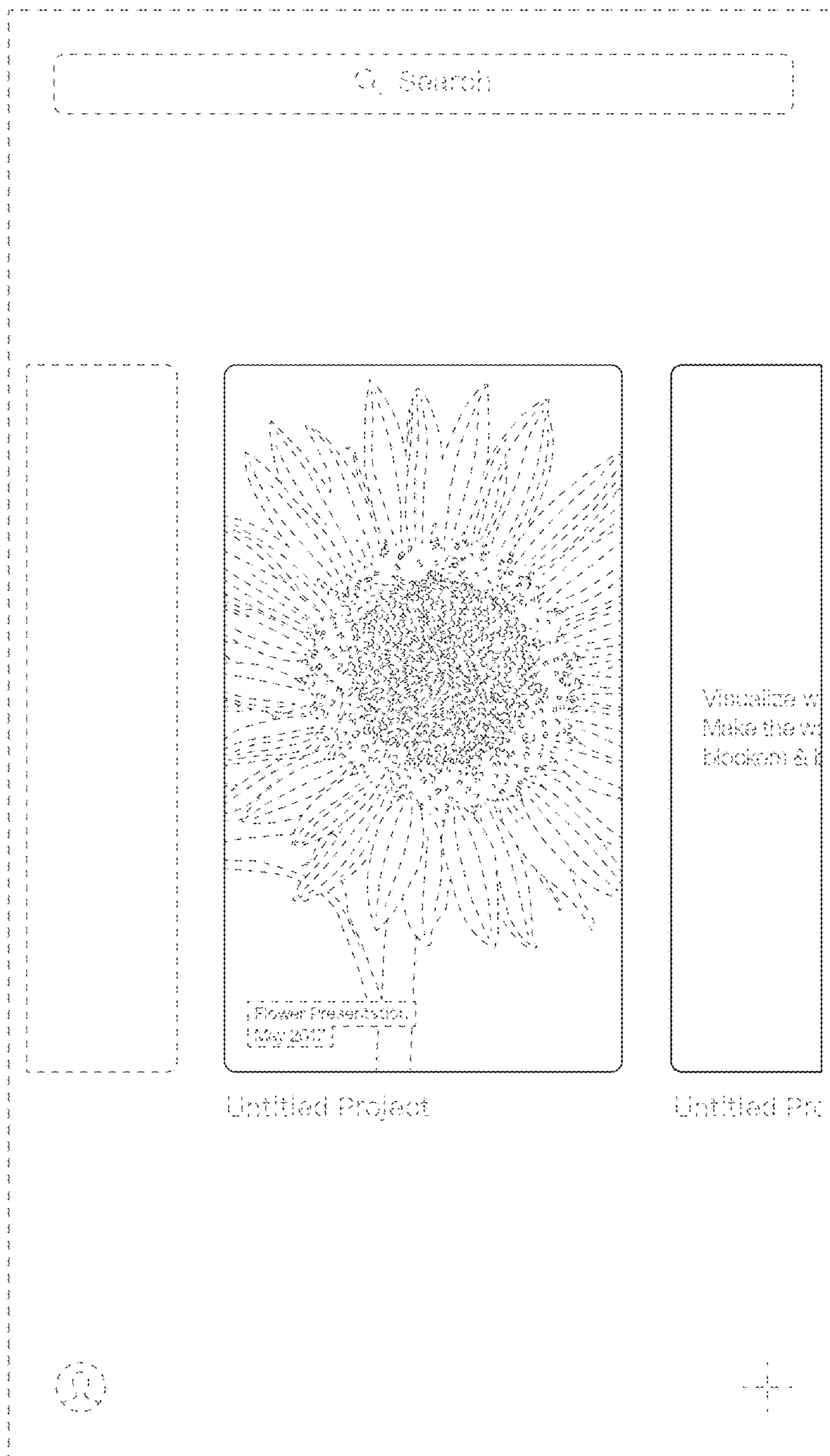


FIG. 4

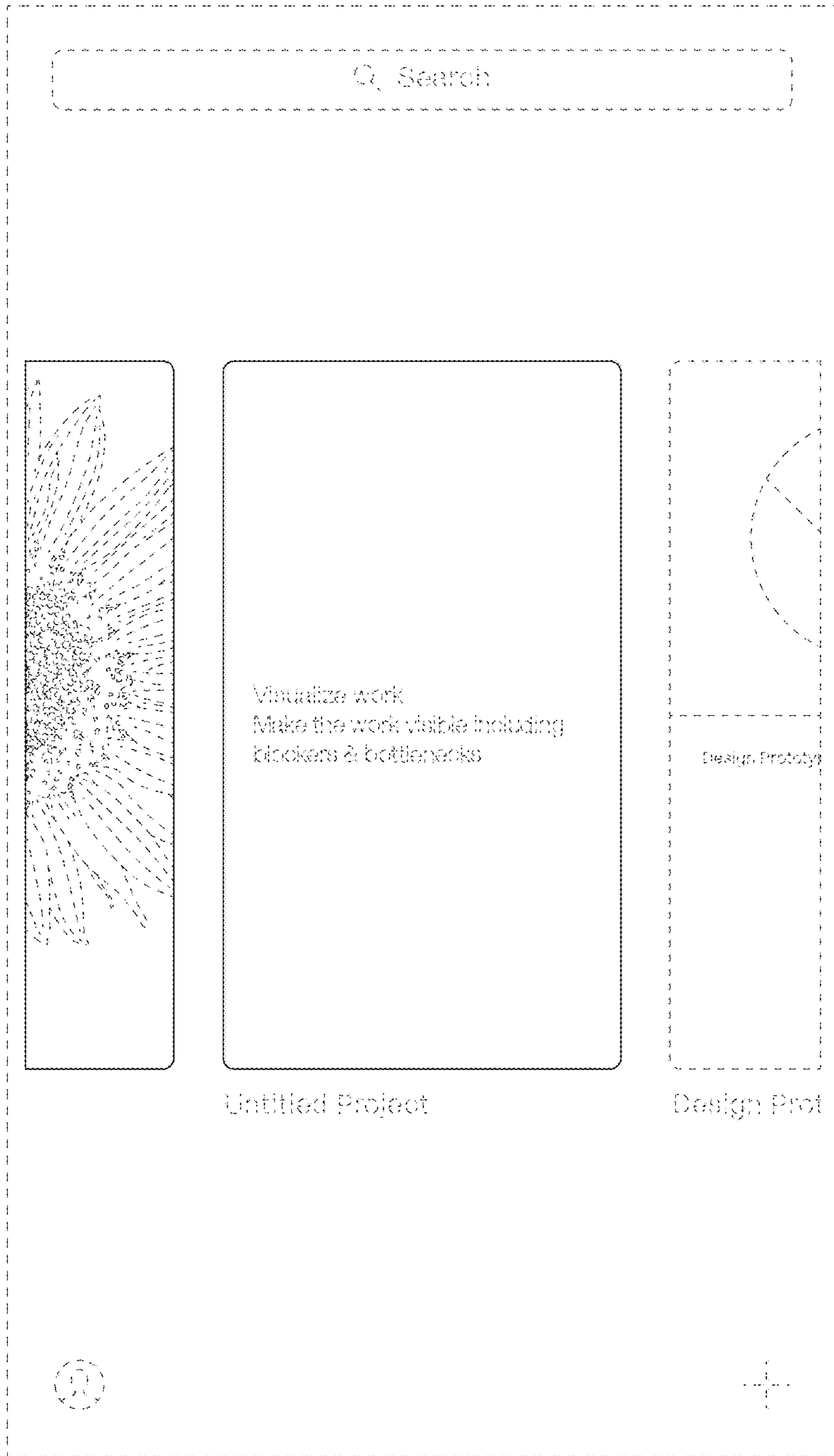
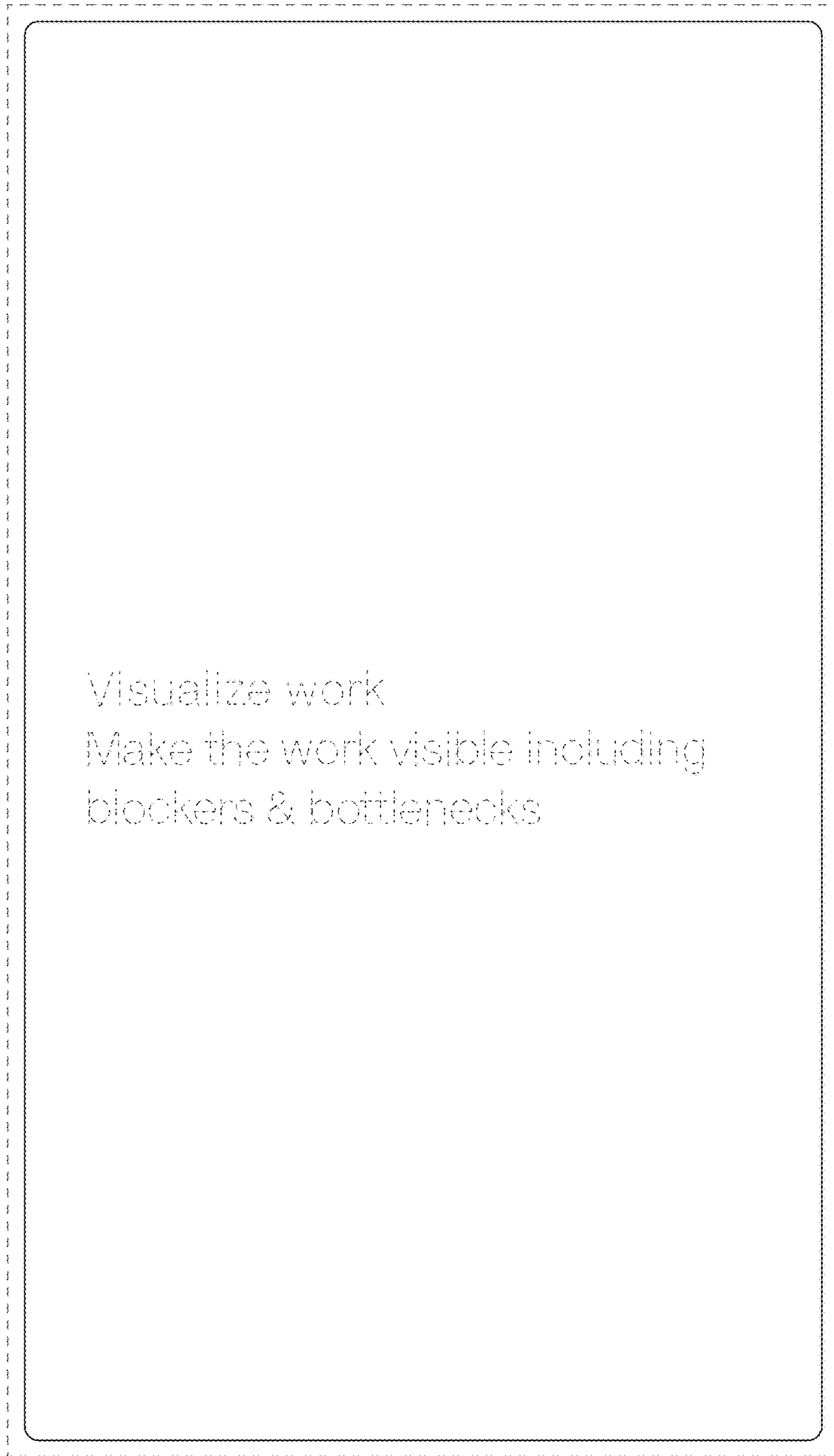


FIG. 5



FIG. 6





**FIG. 7**