



US00D832834S

(12) **United States Design Patent** (10) **Patent No.:** **US D832,834 S**
Wang et al. (45) **Date of Patent:** **** Nov. 6, 2018**

(54) **NOTEBOOK COMPUTER**

(71) Applicant: **ASUSTeK COMPUTER INC.**, Taipei (TW)

(72) Inventors: **Zuo-Wen Wang**, Taipei (TW); **Tong-Shen Hsiung**, Taipei (TW); **Ming-Chih Huang**, Taipei (TW); **Meng-Chu Huang**, Taipei (TW); **Sin-Fei Lai**, Taipei (TW); **Fu-Yu Tsai**, Taipei (TW); **Szu-Tang Chiu**, Taipei (TW); **Chih-Kuang Lin**, Taipei (TW); **Chen-Chun Shiang**, Taipei (TW); **Wai Tong Chan**, Taipei (TW)

(73) Assignee: **ASUSTeK COMPUTER INC.**, Taipei (TW)

(**) Term: **15 Years**

(21) Appl. No.: **29/601,891**

(22) Filed: **Apr. 27, 2017**

(51) **LOC (11) Cl.** **14-02**

(52) **U.S. Cl.**
USPC **D14/315**

(58) **Field of Classification Search**

USPC D14/315-327, 172, 204, 209.1, 210, 214, D14/215, 261, 221; D18/1, 2, 7, 11; 235/145 A, 145 R; 341/22, 23; 345/104, 345/156, 168, 169, 173; 361/679.08, 361/679.09, 679.11, 679.26, 679.27
CPC G06F 1/16; G06F 1/1616; G06F 1/1626; G06F 1/1632; G06F 1/1613; G06F 1/1601; G06F 1/1618; G06F 1/162; G06F 1/166; G06F 1/1654; G06F 1/1681; G06F 1/1637; G06F 1/1688; G06F 1/1656; H01R 35/02; H03M 11/00; G09B 13/04; H03K 17/94; G09G 5/00; F16M 11/10; H05K 5/00; H05K 1/16; H04M 1/0237; H04R 1/02;

(Continued)

(56) **References Cited**

U.S. PATENT DOCUMENTS

D506,752 S * 6/2005 Huh D14/316
D524,306 S * 7/2006 Yun D14/315
D578,523 S * 10/2008 Yoon D14/319

(Continued)

FOREIGN PATENT DOCUMENTS

JP D1325144 3/2008

OTHER PUBLICATIONS

“Office Action of Taiwan Counterpart Application,” dated Jan. 24, 2018, p. 1-p. 3.

Primary Examiner — Freda S Nunn

(74) *Attorney, Agent, or Firm* — JCIPRNET

(57) **CLAIM**

The ornamental design for a notebook computer, as shown and described.

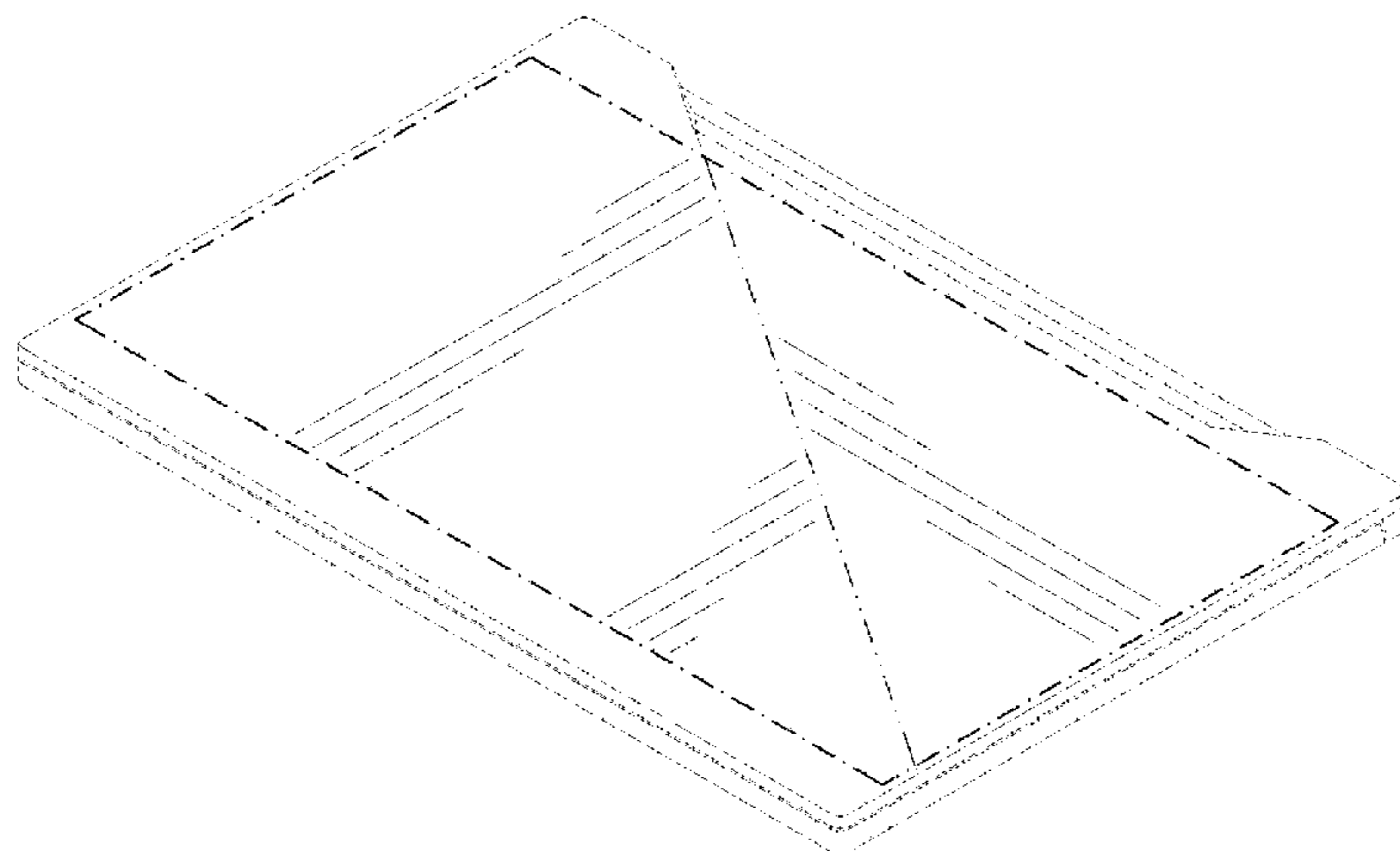
DESCRIPTION

FIG. 1 is a perspective view of a notebook computer showing our new design; FIG. 2 is a front view thereof; FIG. 3 is a rear view thereof; FIG. 4 is a left view thereof; FIG. 5 is a right view thereof; FIG. 6 is a top view thereof; and, FIG. 7 is a bottom view thereof.

The dashed lines show portions of the notebook computer and form no part of the claimed design. The dot-dash lines in FIGS. 1 and 2 represent a boundary of the claimed design and form no part of the claimed design.

Two areas on both sides of the dot-dot-dash line in FIGS. 1 and 2 show different visual appearances such as different surface textures, patterns or colors. The dot-dot-dash line in

(Continued)



FIGS. 1 and 2 represents a boundary between the two areas and forms no part of the claimed design.

1 Claim, 5 Drawing Sheets

(58) **Field of Classification Search**

CPC . H04R 5/02; H04R 1/023; H04R 1/00; H04R
1/2857; H04B 1/00; H01Q 1/243

See application file for complete search history.

(56) **References Cited**

U.S. PATENT DOCUMENTS

D651,599 S *	1/2012	Kim	D14/315
D661,298 S *	6/2012	Park	D14/327
D661,300 S *	6/2012	Kim	D14/327
D682,827 S *	5/2013	Park	D14/315

* cited by examiner

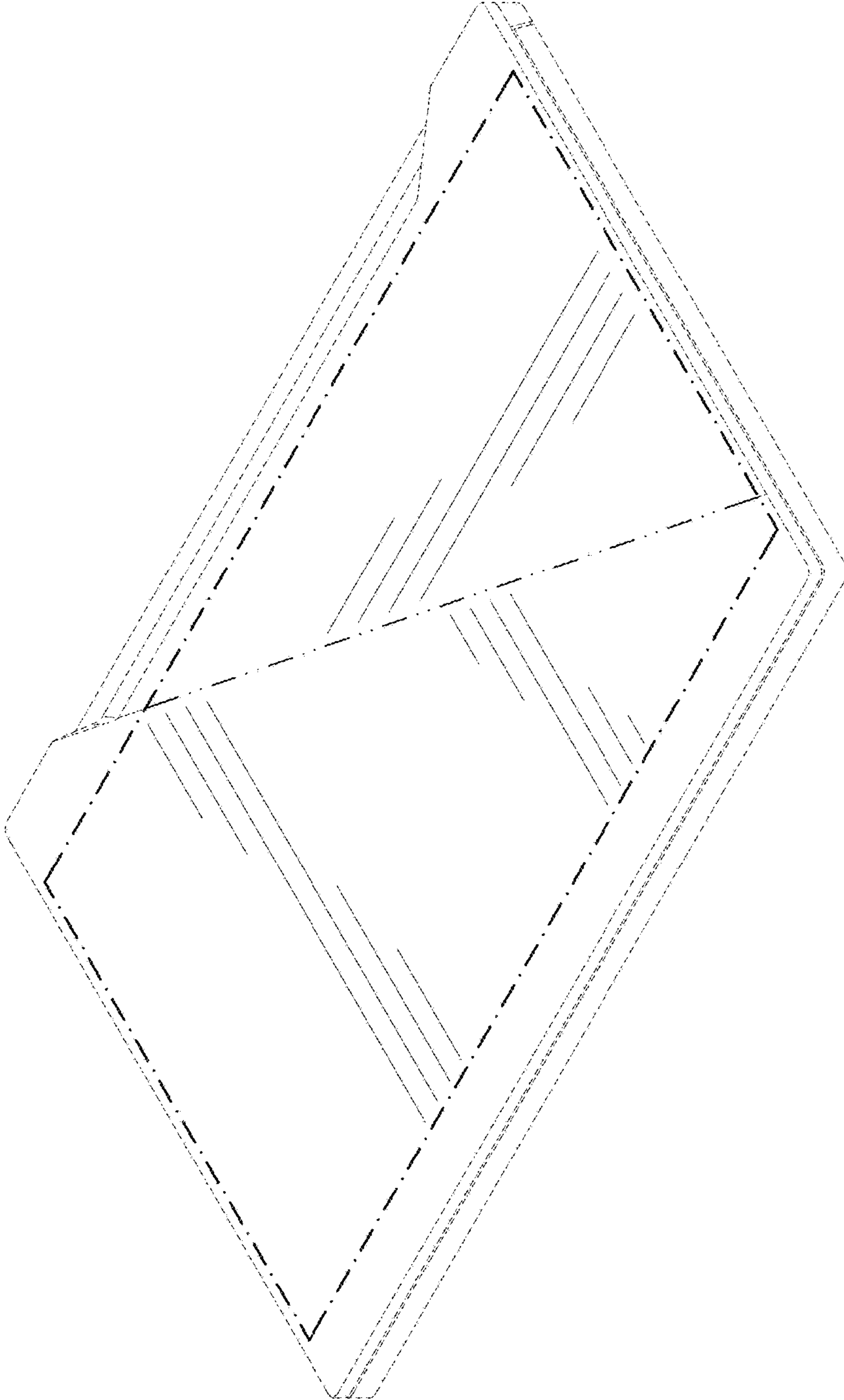


FIG. 1

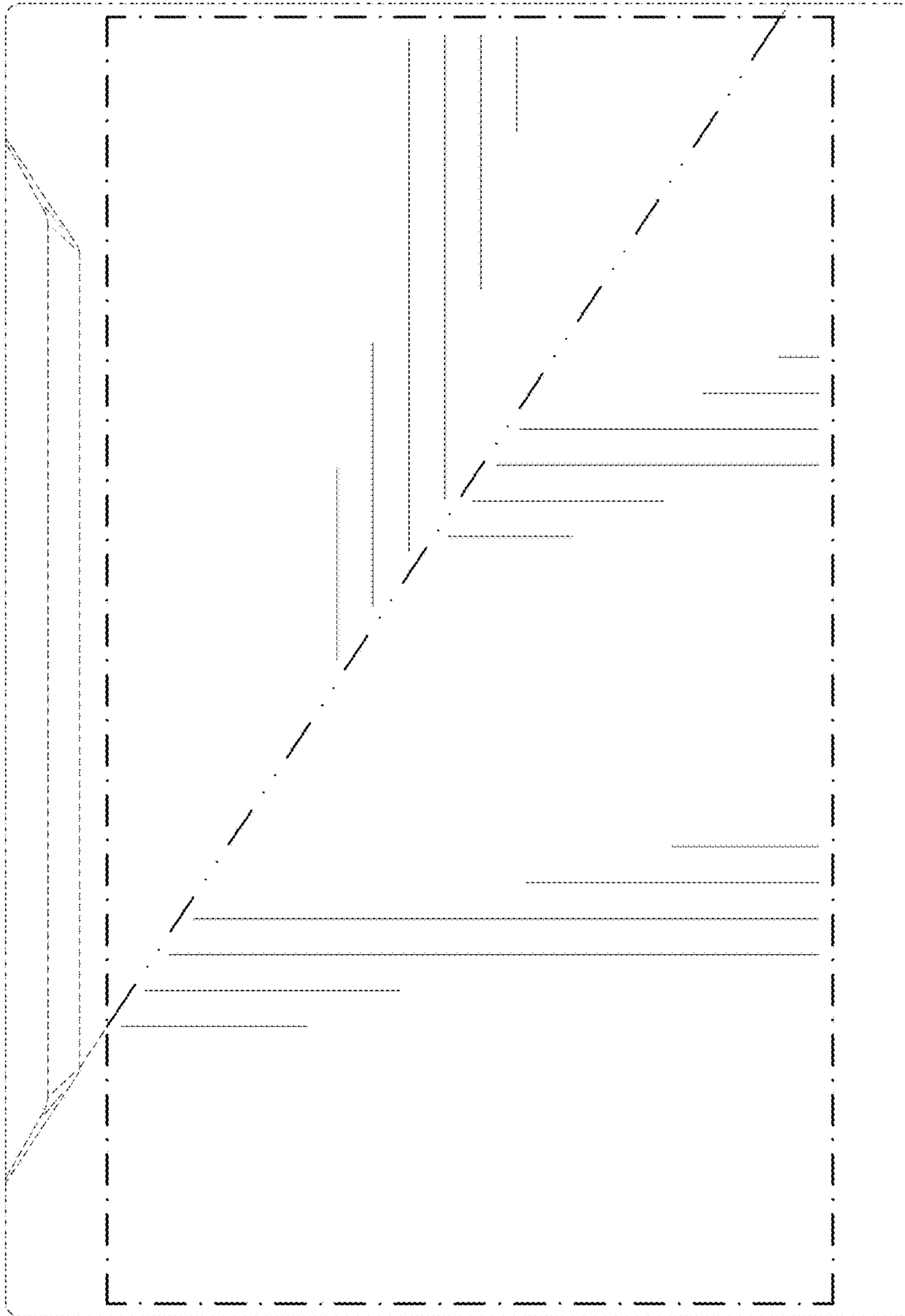


FIG. 2



FIG. 3




FIG. 5




FIG. 4




FIG. 6

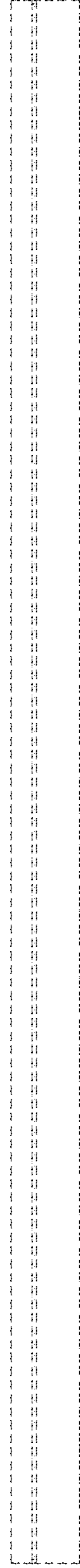


FIG. 7