



US00D832831S

(12) **United States Design Patent**  
**Zhang**

(10) **Patent No.:** **US D832,831 S**

(45) **Date of Patent:** **\*\* Nov. 6, 2018**

(54) **FULL PROTECTIVE MOBILE PHONE CASE**

(71) Applicant: **Zhiguang Zhang**, Guangdong (CN)

(72) Inventor: **Zhiguang Zhang**, Guangdong (CN)

(\*\*) Term: **15 Years**

(21) Appl. No.: **29/585,384**

(22) Filed: **Nov. 23, 2016**

(51) **LOC (11) Cl.** ..... **14-03**

(52) **U.S. Cl.**  
USPC ..... **D14/250**

(58) **Field of Classification Search**

USPC ..... D3/218, 232, 233, 239, 242, 245-251,  
D3/269, 273, 301, 303; D13/103, 107,

(Continued)

(56) **References Cited**

**U.S. PATENT DOCUMENTS**

D624,910 S \* 10/2010 Richardson ..... D14/250  
D637,591 S \* 5/2011 Willes ..... D14/250

(Continued)

*Primary Examiner* — Susan E Krakower

*Assistant Examiner* — L. A. Grabenstetter

(74) *Attorney, Agent, or Firm* — Maier & Maier, PLLC

(57) **CLAIM**

The ornamental design for a full protective mobile phone case, as shown and described.

**DESCRIPTION**

FIG. 1 is a perspective view of a full protective mobile phone case showing my new design;

FIG. 2 is another perspective view thereof;

FIG. 3 is a front view thereof;

FIG. 4 is a rear view thereof;

FIG. 5 is a top view thereof;

FIG. 6 is a bottom view thereof;

FIG. 7 is a left side view thereof;

FIG. 8 is a right side view thereof;

FIG. 9 is a perspective view of the front cover portion of the full protective mobile phone case, showing separately for clarity;

FIG. 10 is a front view of FIG. 9;

FIG. 11 is a rear view of FIG. 9;

FIG. 12 is a top view of FIG. 9;

FIG. 13 is a bottom view of FIG. 9;

FIG. 14 is a left side view of FIG. 9;

FIG. 15 is a right side view of FIG. 9;

FIG. 16 is a perspective view of the rear cover portion of the full protective mobile phone case, showing separately for clarity;

FIG. 17 is a front view of FIG. 16;

FIG. 18 is a rear view of FIG. 16;

FIG. 19 is a top view of FIG. 16;

FIG. 20 is a bottom view of FIG. 16;

FIG. 21 is a left side view of FIG. 16;

FIG. 22 is a right side view of FIG. 16;

FIG. 23 is a cross-sectional view taken along line 23-23 of FIG. 3;

FIG. 24 is a cross-sectional view taken along line 24-24 of FIG. 3;

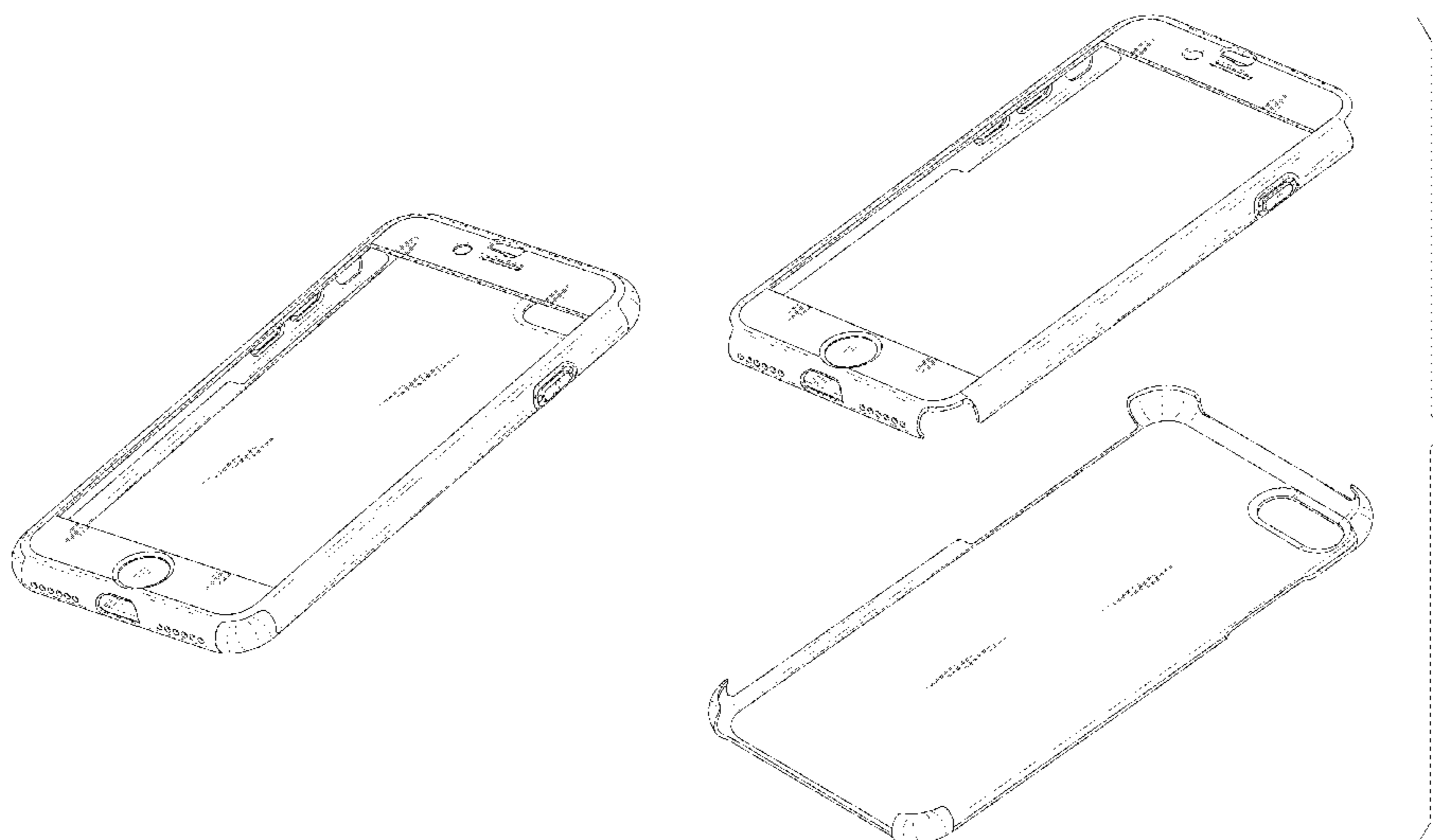
FIG. 25 is a cross-sectional view taken along line 25-25 of FIG. 3;

FIG. 26 is a cross-sectional view taken along line 26-26 of FIG. 3; and,

FIG. 27 is an exploded view showing both front and rear cover portions of full protective mobile phone case.

Although the full protective mobile phone case in which the claimed design is embodied consists of an inner shell, an outer frame, and a support leg, the claim is directed to the ornamental appearance of the full protective mobile phone case in its entirety and does not extend to the ornamental appearance of each of the individual components of the full protective mobile phone case.

**1 Claim, 27 Drawing Sheets**



(58) **Field of Classification Search**

USPC .... D13/108, 119; D14/137, 138 R, 138 AA,  
D14/138 C, 138 G, 203.3–203.7, 217,  
D14/238.1, 247, 248, 250, 251–253, 440  
CPC ..... H04B 1/3888; H04M 1/0283; H04M  
1/0202; A45C 1/06; A45C 2011/002;  
A45C 23/02; A45C 11/00; A45F  
2005/028; A45F 2200/0525; A45F  
2200/0518

See application file for complete search history.

(56) **References Cited**

U.S. PATENT DOCUMENTS

D675,603 S *	2/2013	Melanson .....	D14/250
D675,604 S *	2/2013	Limber .....	D14/250
D675,606 S *	2/2013	Adelman .....	D14/250
D683,338 S *	5/2013	Wilson .....	D14/250
D696,239 S *	12/2013	Murchison .....	D14/250
D698,342 S *	1/2014	Gronewoller .....	D14/250
D699,715 S *	2/2014	Fitzgerald .....	D14/250
D704,182 S *	5/2014	Smith .....	D14/250
D707,670 S *	6/2014	Chang .....	D14/250
D718,755 S *	12/2014	To .....	D14/250
D721,360 S *	1/2015	Laffon de Mazieres ....	D14/250
D721,694 S *	1/2015	Lee .....	D14/250
D738,365 S *	9/2015	Melanson .....	D14/250

\* cited by examiner




FIG.1

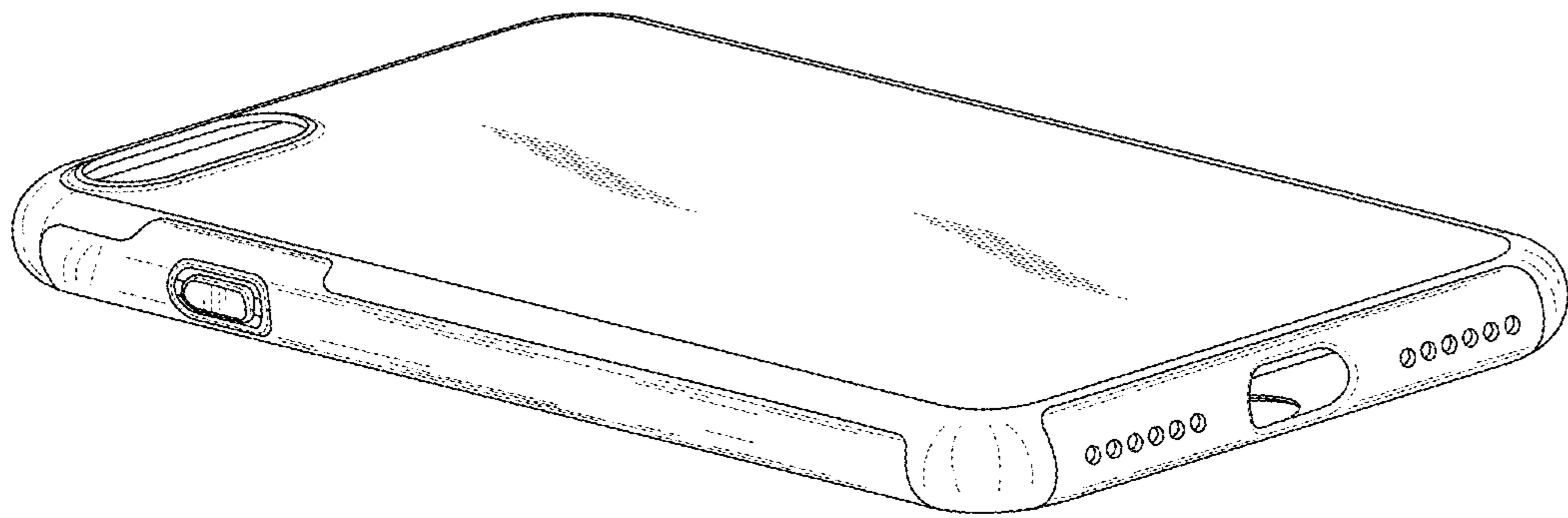


FIG.2

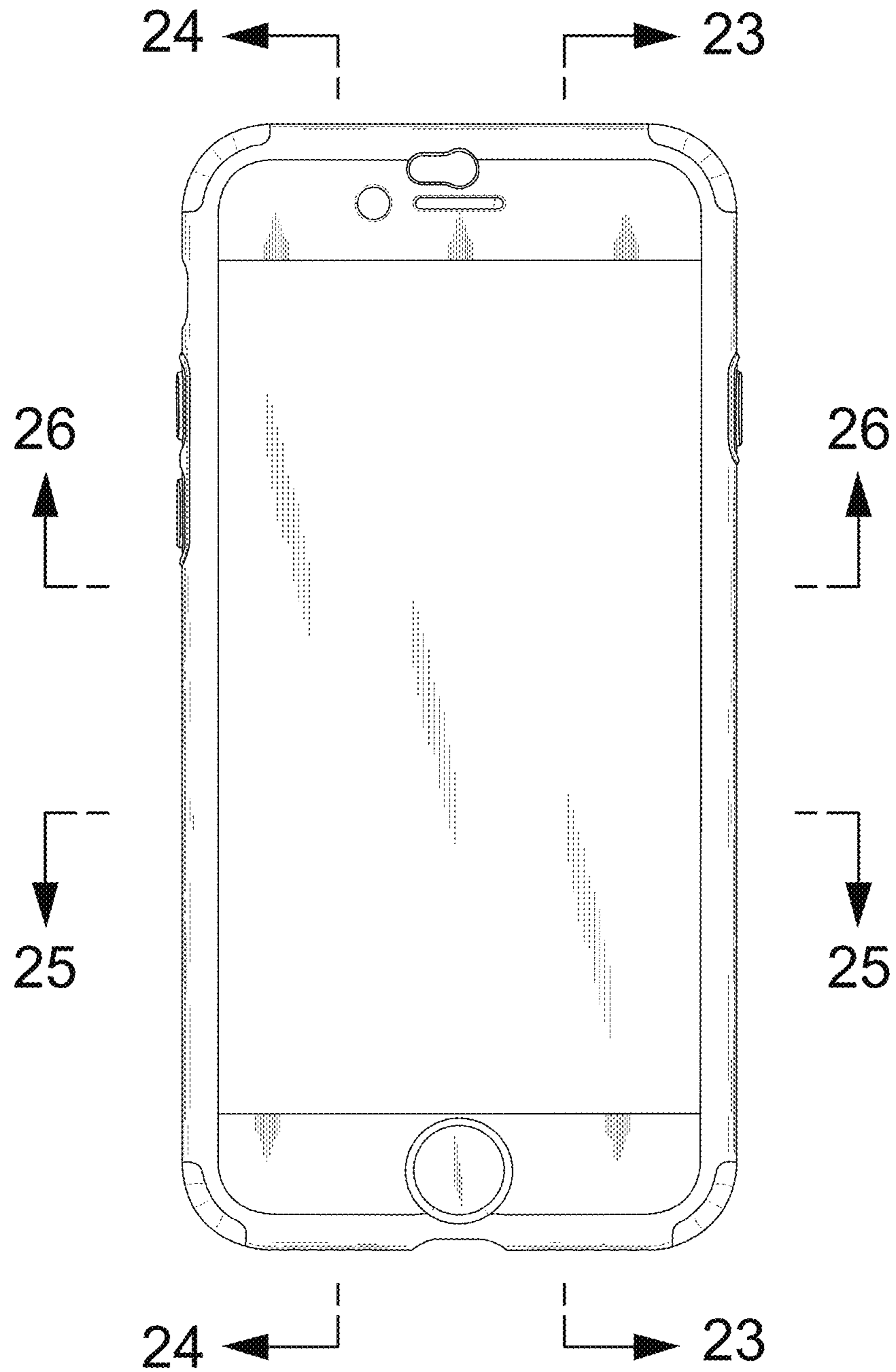


FIG.3

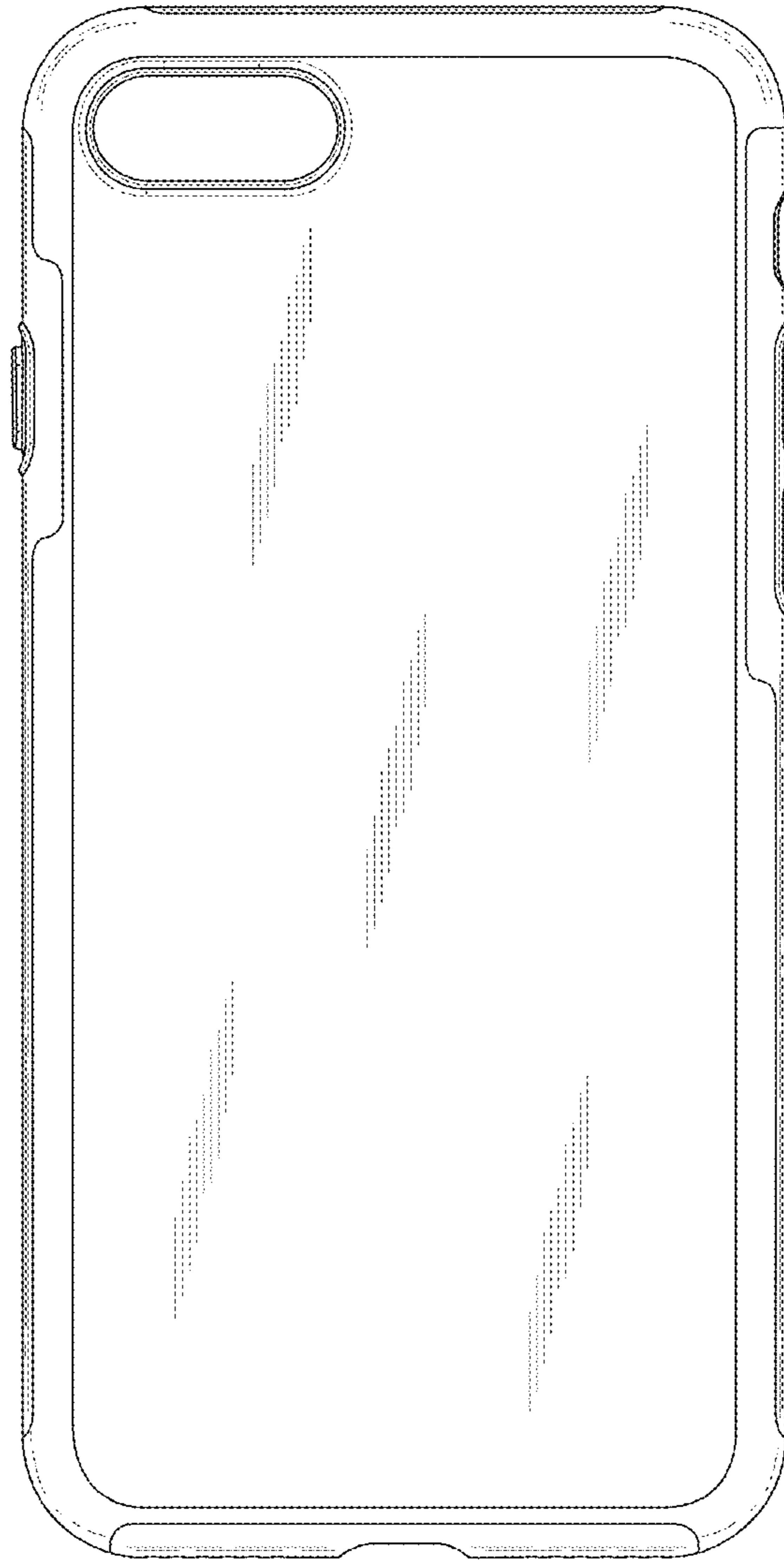


FIG. 4




FIG.5

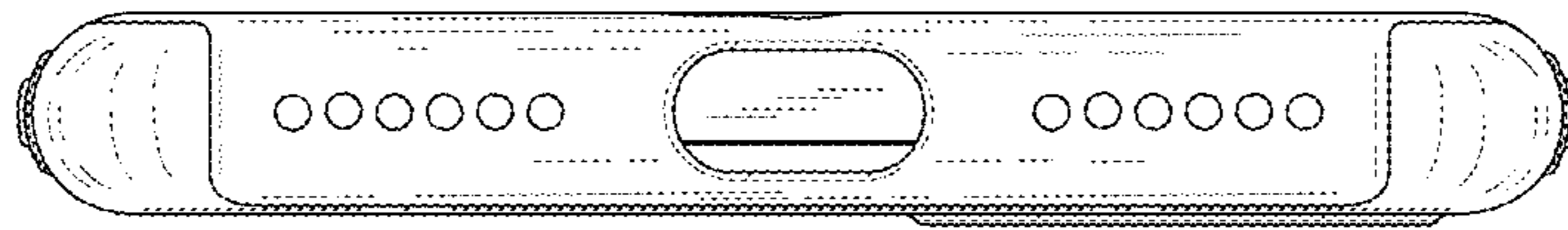


FIG.6






FIG.7




FIG.8

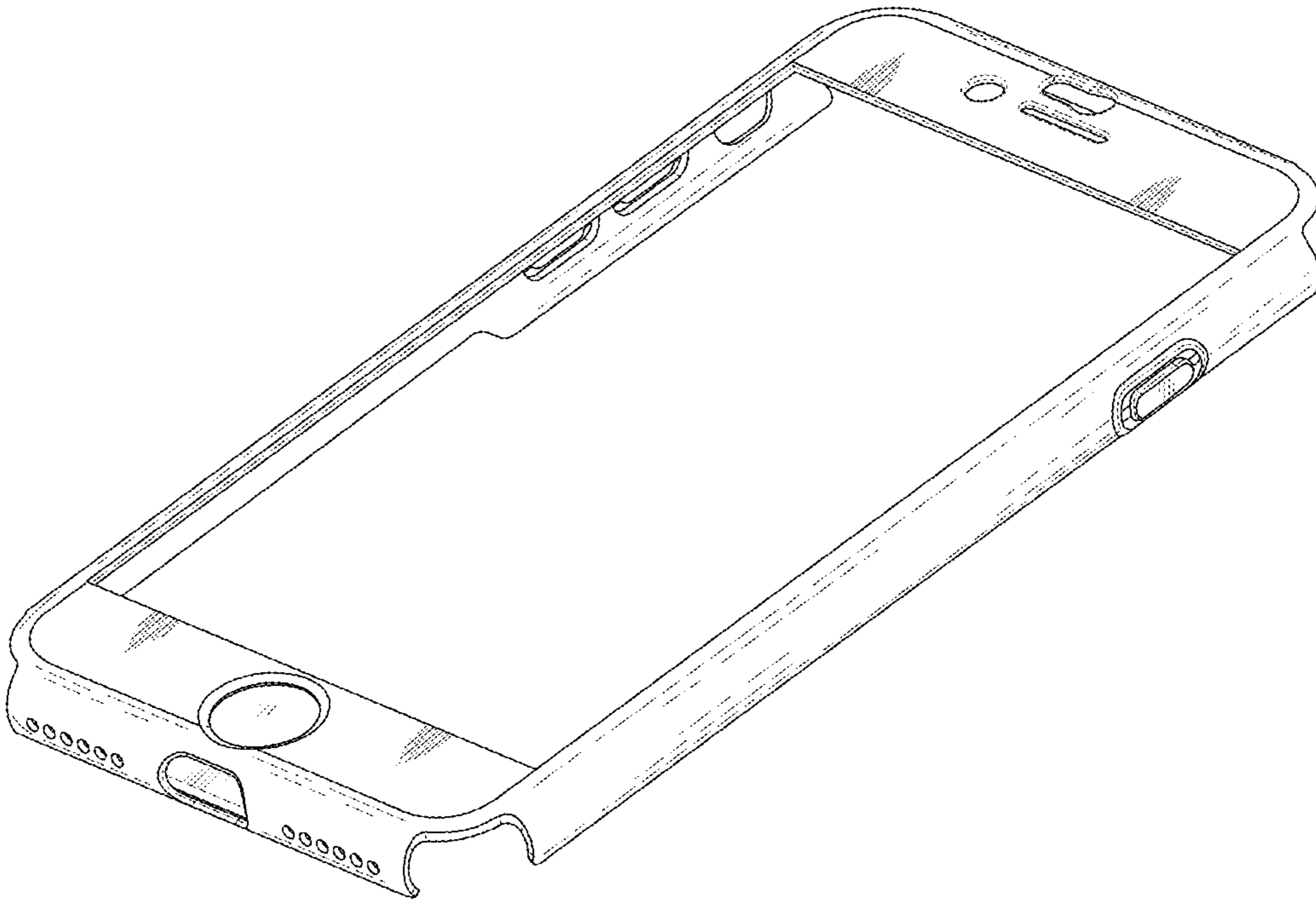


FIG.9




FIG.10




FIG.11

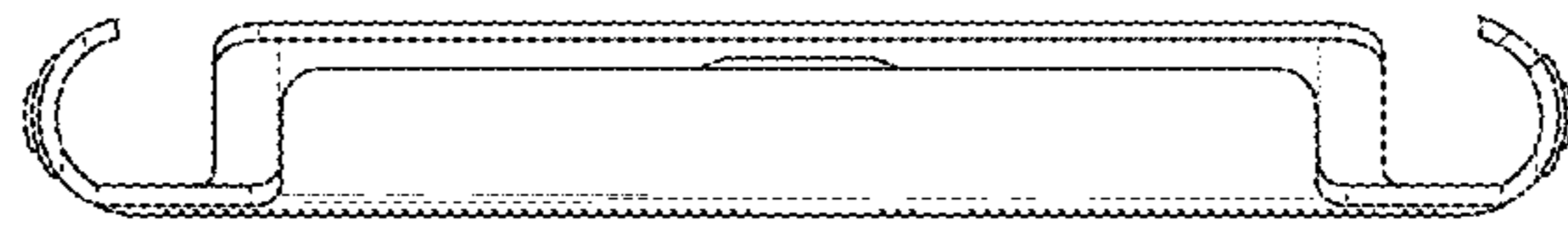


FIG.12

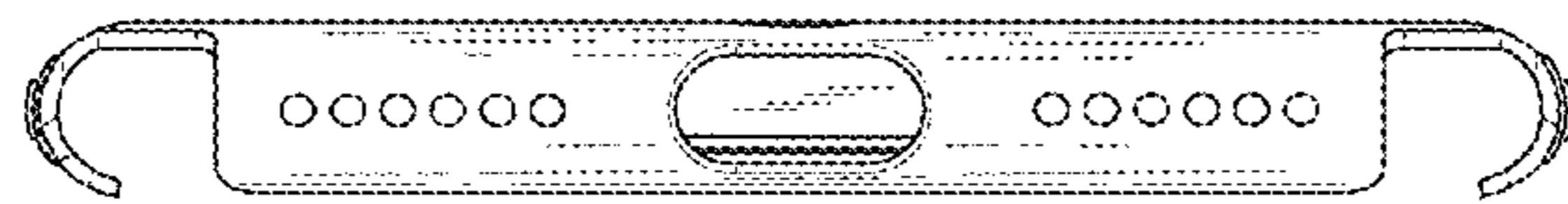


FIG.13



FIG.14






FIG.15

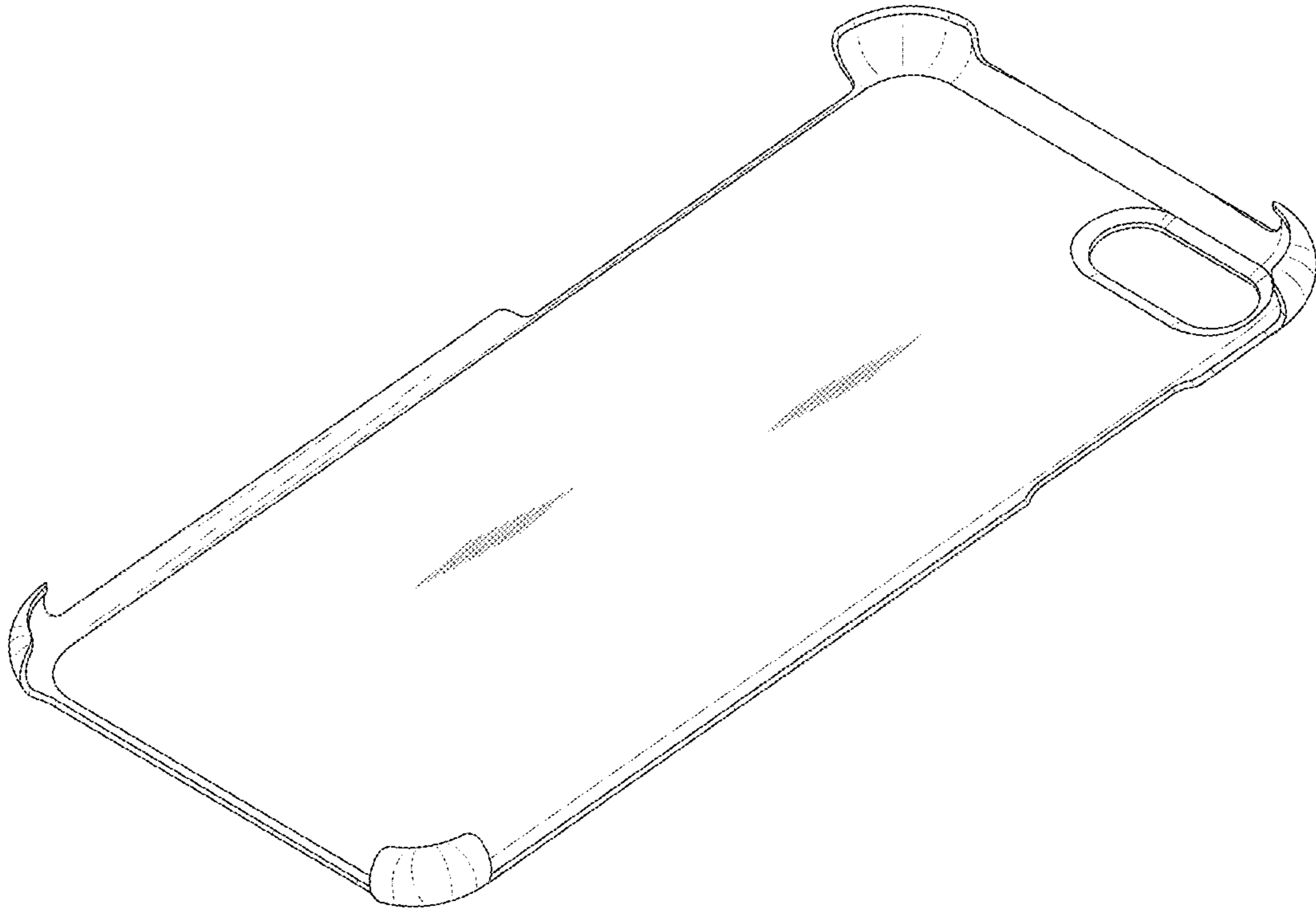


FIG.16

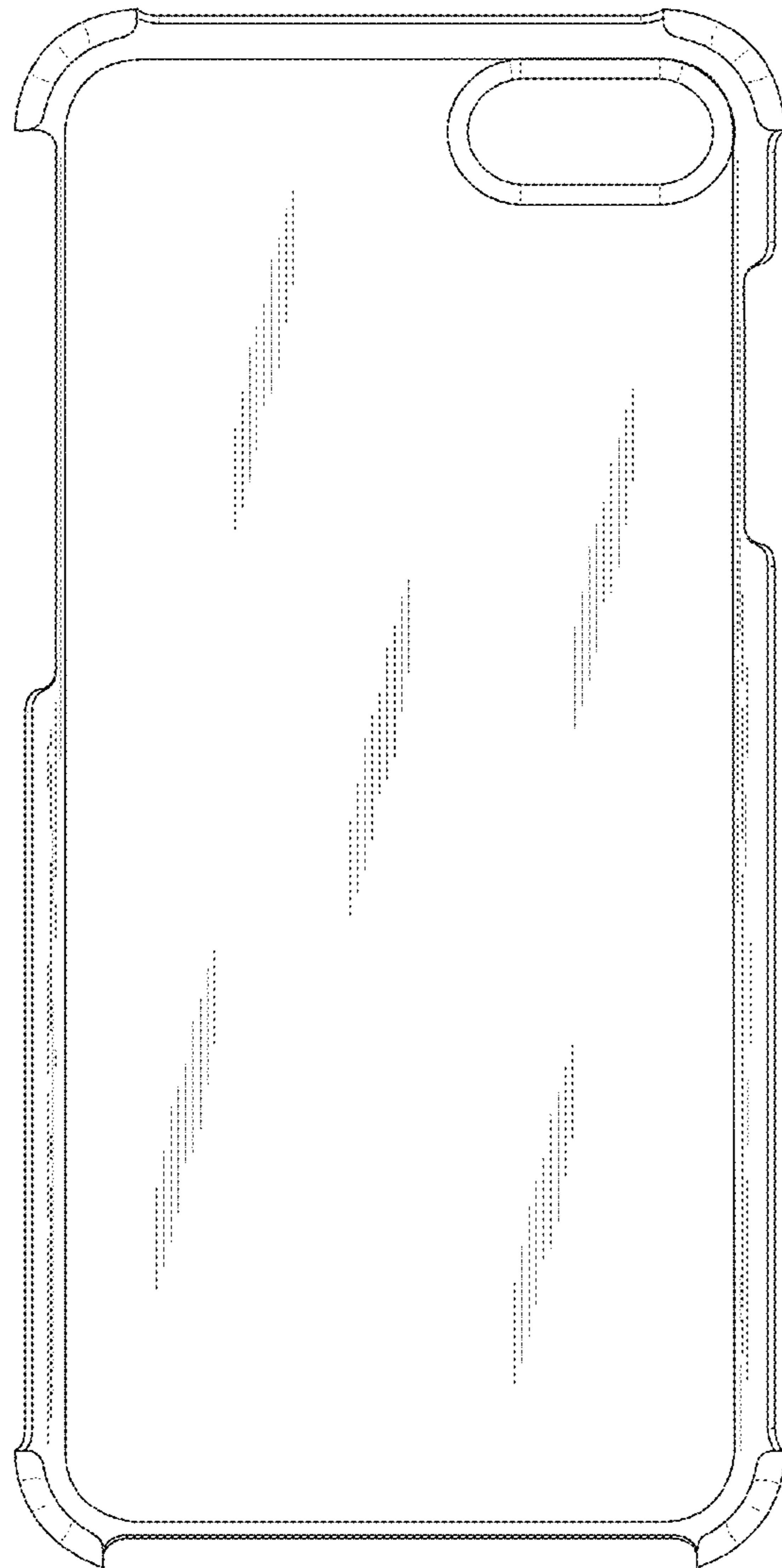


FIG.17

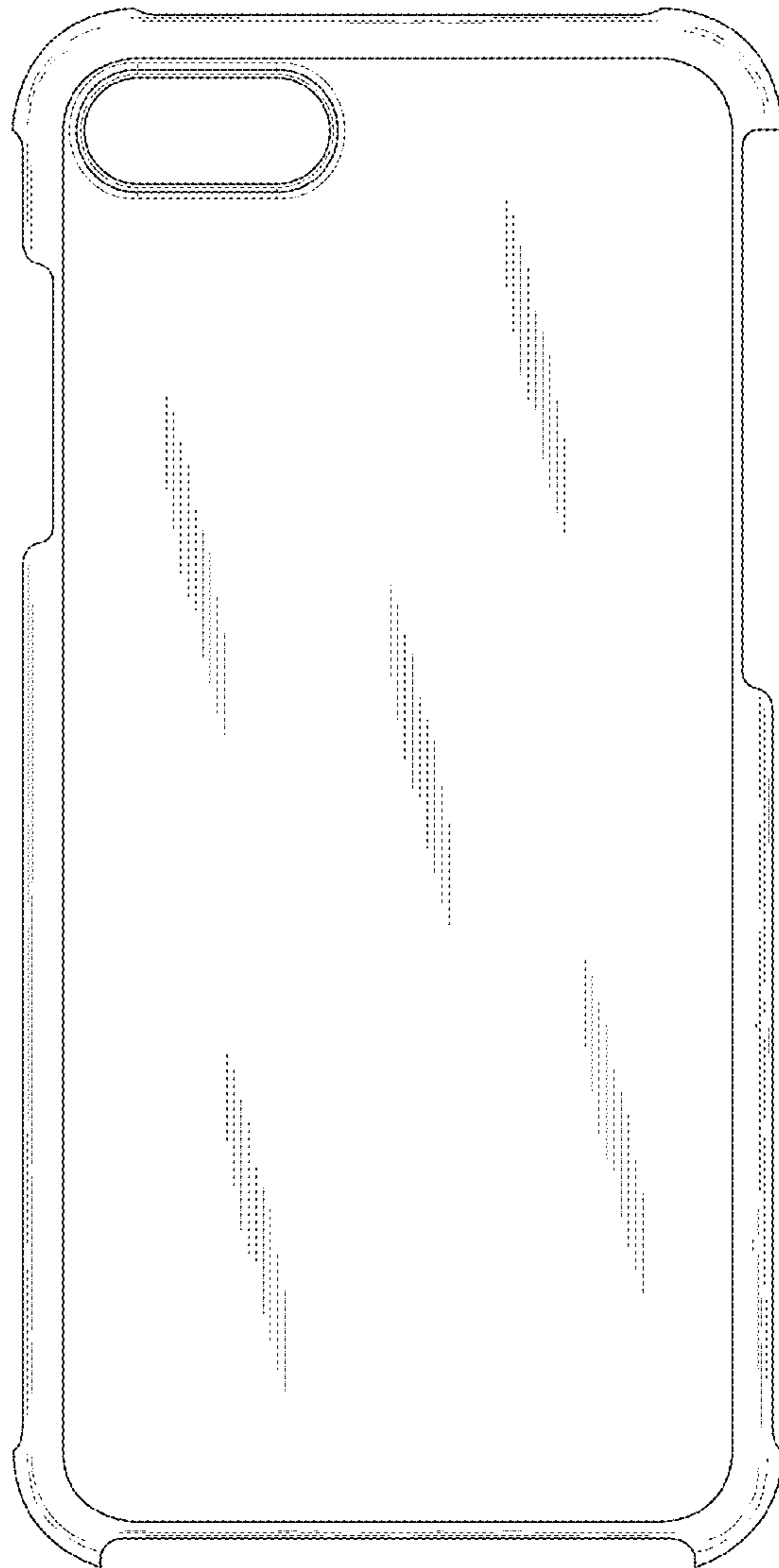


FIG.18

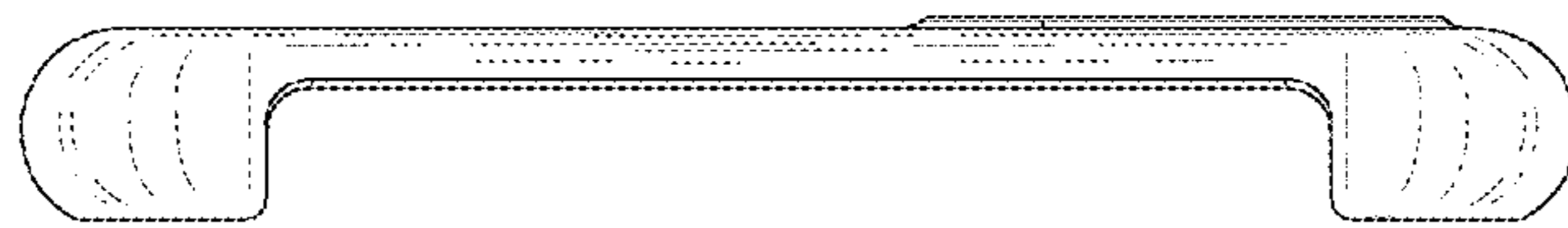


FIG.19

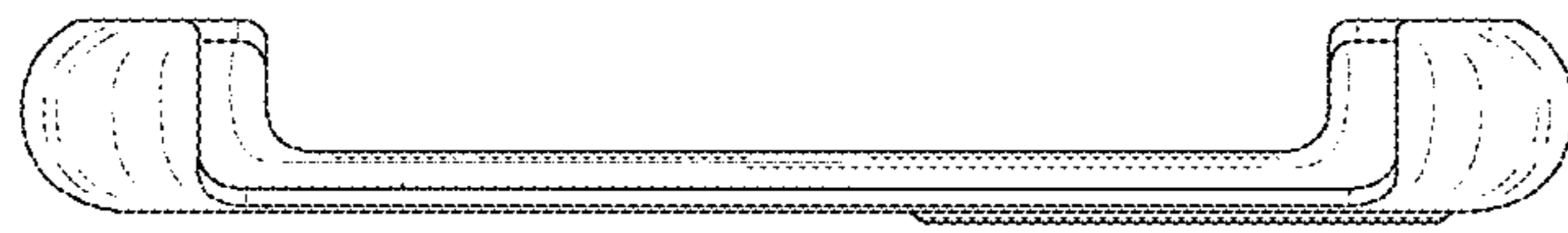


FIG.20

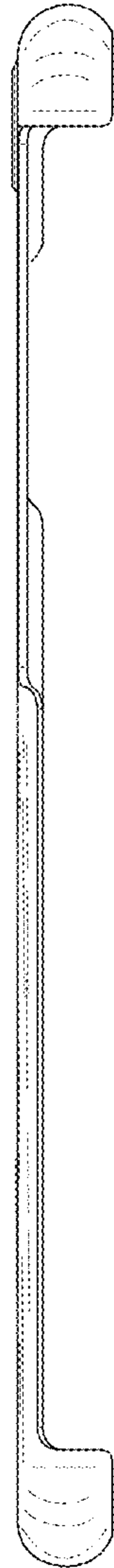


FIG.21



FIG. 22





FIG.23

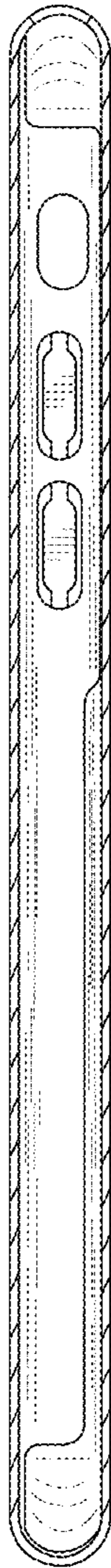


FIG.24

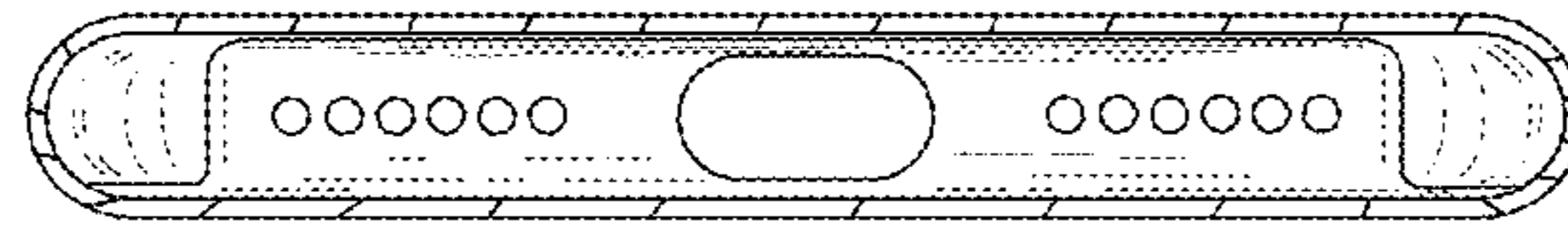


FIG.25



FIG.26

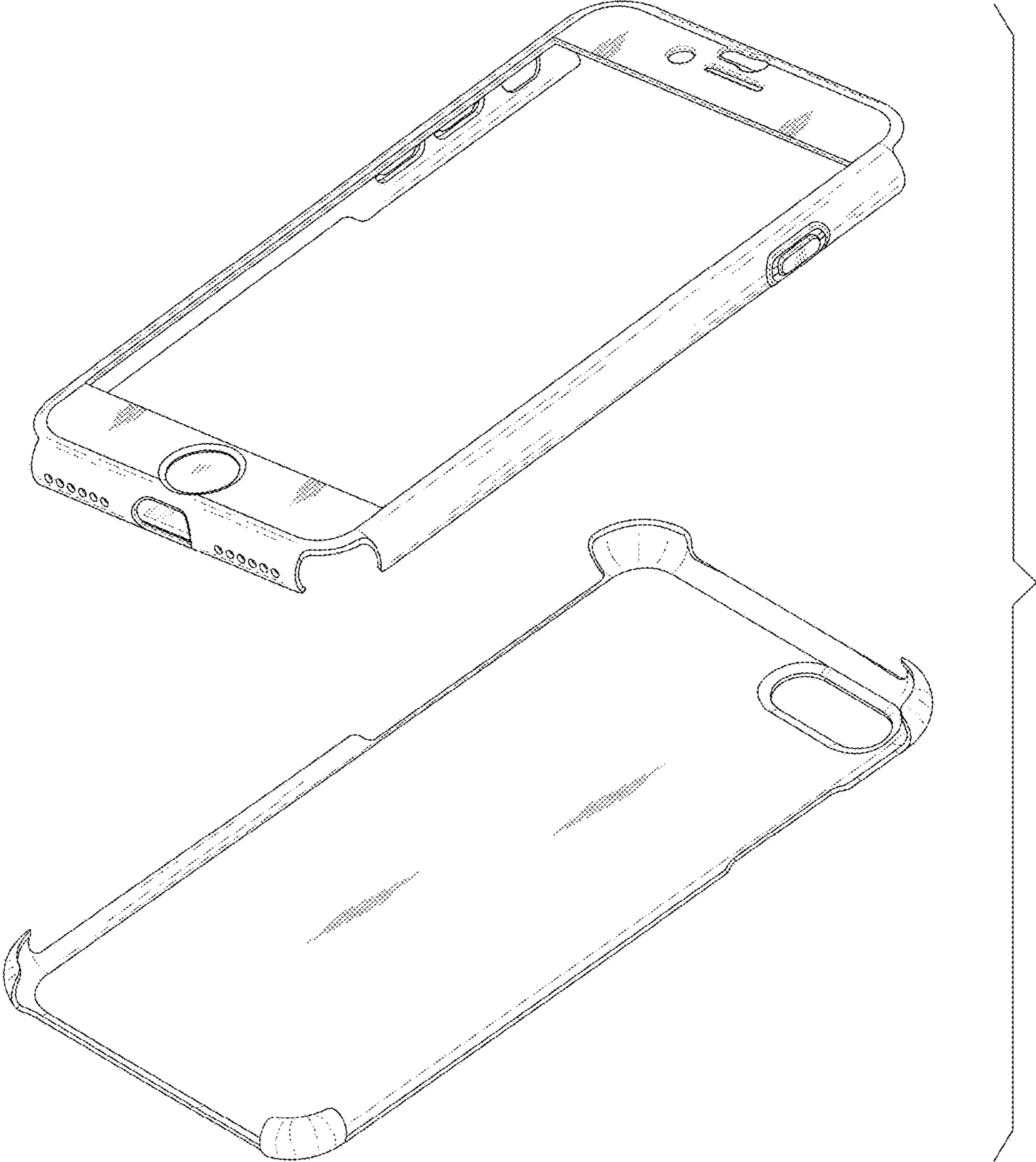


FIG.27