



US00D832808S

(12) **United States Design Patent**  
**Tani**

(10) **Patent No.:** **US D832,808 S**  
(45) **Date of Patent:** **\*\* Nov. 6, 2018**

(54) **TELEPHONE HANDSET**

(71) Applicant: **Panasonic Intellectual Property Management Co., Ltd.**, Osaka-shi, Osaka (JP)

(72) Inventor: **Atsushi Tani**, Kyoto (JP)

(73) Assignee: **PANASONIC INTELLECTUAL PROPERTY MANAGEMENT CO., LTD.**, Osaka (JP)

(\*\*) Term: **15 Years**

(21) Appl. No.: **29/608,675**

(22) Filed: **Jun. 23, 2017**

(51) **LOC (11) Cl.** ..... **14-03**

(52) **U.S. Cl.**  
USPC ..... **D14/147**

(58) **Field of Classification Search**  
USPC ..... D14/496, 137, 159, 140, 140.1, 140.7, D14/140.8, 141.2, 142, 144, 146-151, D14/158, 188, 217, 240, 243, 245, 247, D14/248, 251, 258, 299, 329, 138 R, D14/138 AA; D21/517  
CPC .... H04M 1/725; H04M 1/72502; H04M 1/00; H04M 1/003; H04M 1/02; H04M 1/03; H04M 1/04; H04M 1/0202; H04M 1/0297  
See application file for complete search history.

(56) **References Cited**

**U.S. PATENT DOCUMENTS**

D411,845 S \* 7/1999 Laufer ..... D14/147  
D477,582 S \* 7/2003 Muenscher ..... D14/147  
D477,583 S \* 7/2003 Muenscher ..... D14/147  
D524,277 S \* 7/2006 Surtouc ..... D14/138 AA  
D527,719 S \* 9/2006 Franck ..... D14/147  
D563,941 S \* 3/2008 Franck ..... D14/147  
D574,355 S 8/2008 Okawa et al.  
D580,406 S \* 11/2008 Paradise ..... D14/147

D583,354 S \* 12/2008 Gonser ..... D14/147  
D584,297 S 1/2009 Furuno et al.  
D615,957 S \* 5/2010 Ju ..... D14/147  
D618,657 S \* 6/2010 Sakamoto ..... D14/147  
D618,658 S \* 6/2010 Sakamoto ..... D14/147  
D620,915 S \* 8/2010 Brabander ..... D14/147  
D623,625 S \* 9/2010 Furuno ..... D14/248  
D638,393 S \* 5/2011 Gonser ..... D14/147  
D668,630 S 10/2012 Sakamoto  
D669,449 S \* 10/2012 Sakamoto ..... D14/147  
D669,878 S \* 10/2012 Furuno ..... D14/147  
D670,263 S \* 11/2012 Lin ..... D14/148  
D671,516 S 11/2012 Ookawa et al.  
D671,517 S \* 11/2012 Katori ..... D14/148

(Continued)

**OTHER PUBLICATIONS**

Telephone Handsets. (Design—© Questel) orbit.com.[online PDF] 40 pgs. Print Dates range Oct. 21, 2010 to Jan. 30, 2017. [Retrieved on Aug. 1, 2018] <https://sobjprd.questel.fr/export/QPTUJ214/pdf2/fda49756-f415-4515-93aa-e4844c77100b-195610.pdf>.\*

*Primary Examiner* — Marie D. Fast Horse  
(74) *Attorney, Agent, or Firm* — Brinks Gilson & Lione

(57) **CLAIM**

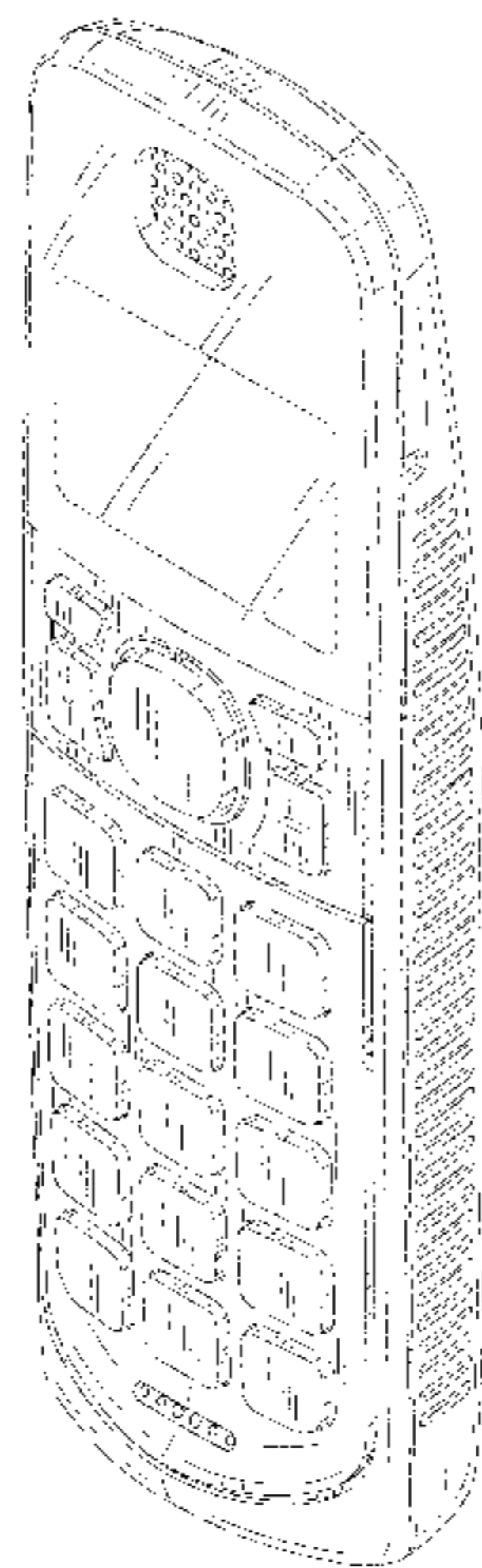
I claim the ornamental design for a telephone handset, as shown and described.

**DESCRIPTION**

FIG. 1 is a front perspective view of a telephone handset of the present invention;  
FIG. 2 is a front view thereof;  
FIG. 3 is a rear view thereof;  
FIG. 4 is a first side view thereof;  
FIG. 5 is a second side view thereof;  
FIG. 6 is a top view thereof; and,  
FIG. 7 is a bottom view thereof.

The broken lines depict portions of the telephone handset in which the design is embodied that form no part of the claimed design.

**1 Claim, 7 Drawing Sheets**



(56)

**References Cited**

U.S. PATENT DOCUMENTS

D673,133 S \* 12/2012 Thrash ..... D14/148  
D677,238 S \* 3/2013 Shioya ..... D14/138 AA  
D689,036 S \* 9/2013 Yoshida ..... D14/147  
2012/0129512 A1 \* 5/2012 Kanai ..... H04M 1/72502  
455/418

\* cited by examiner

FIG. 1

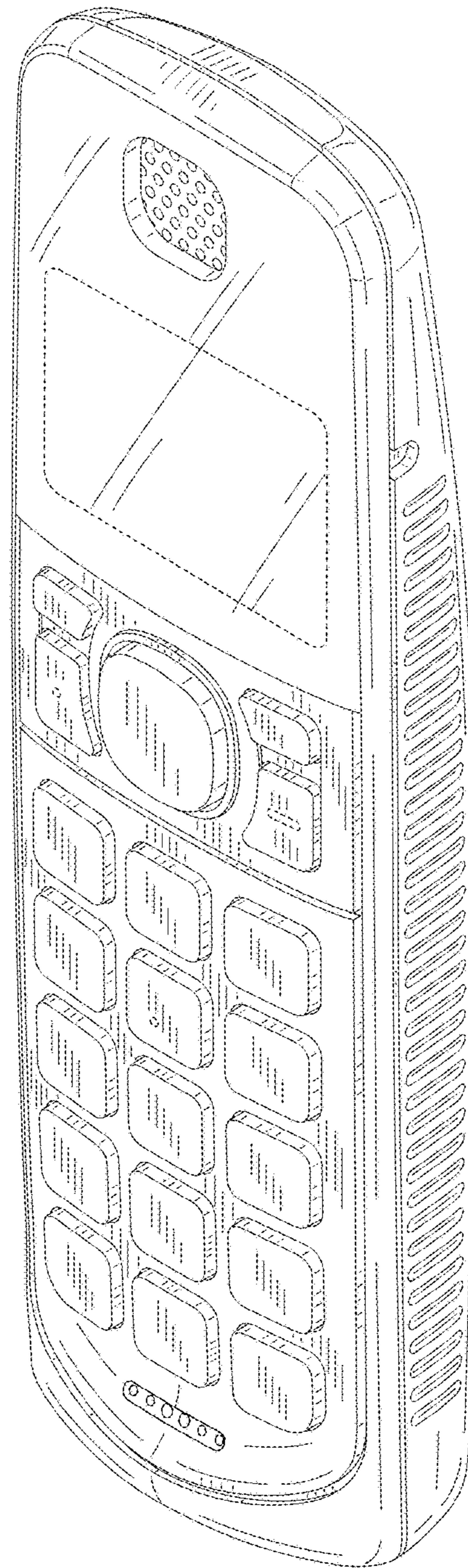


FIG. 2

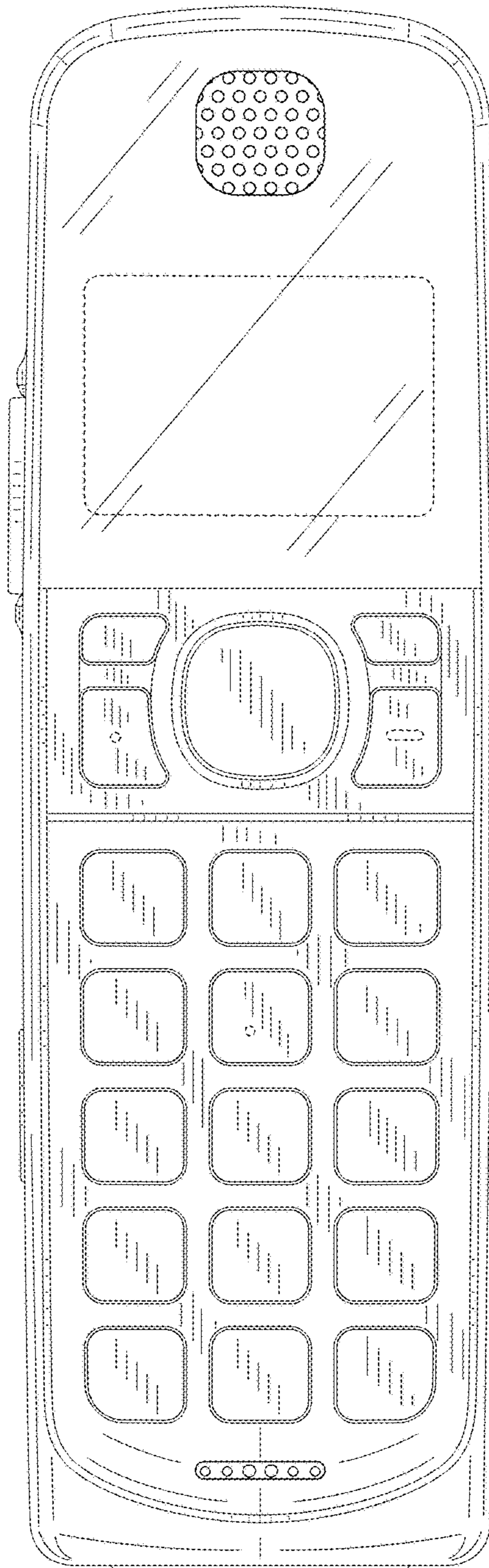


FIG. 3

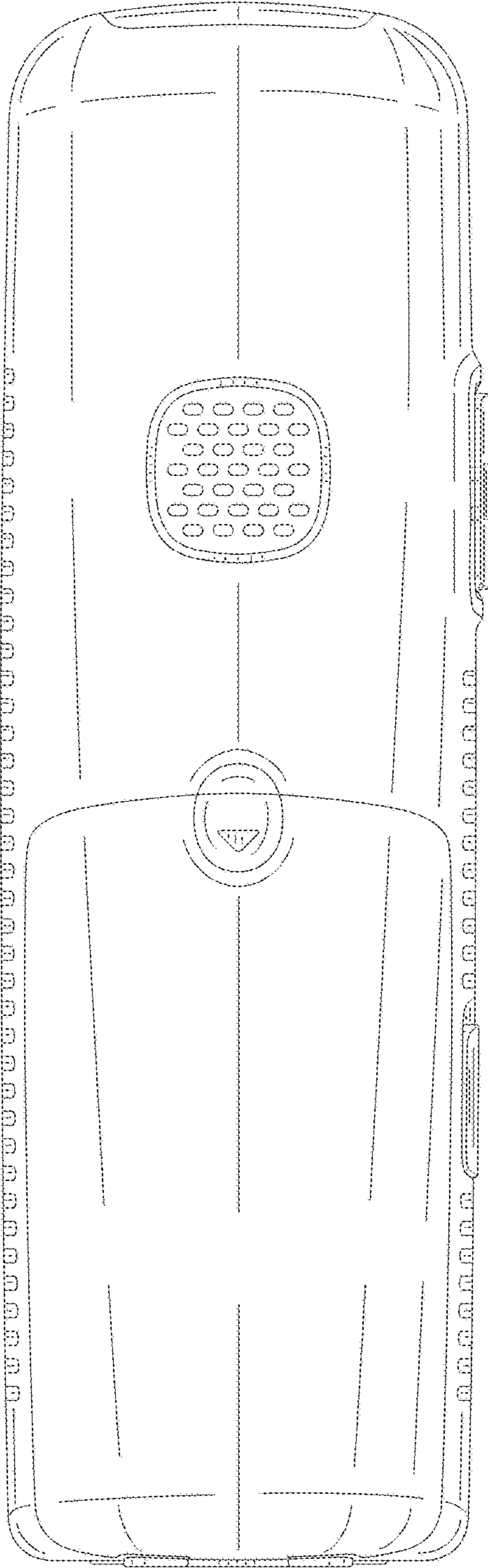


FIG. 4

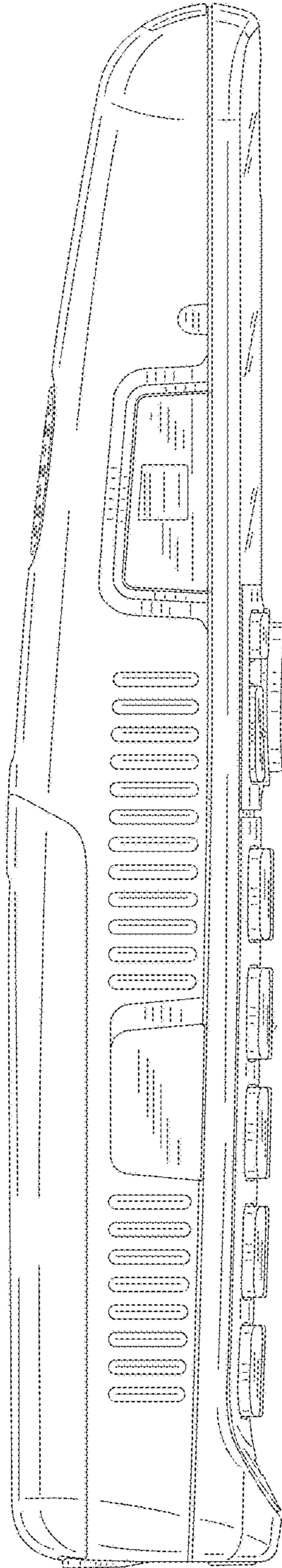


FIG. 5

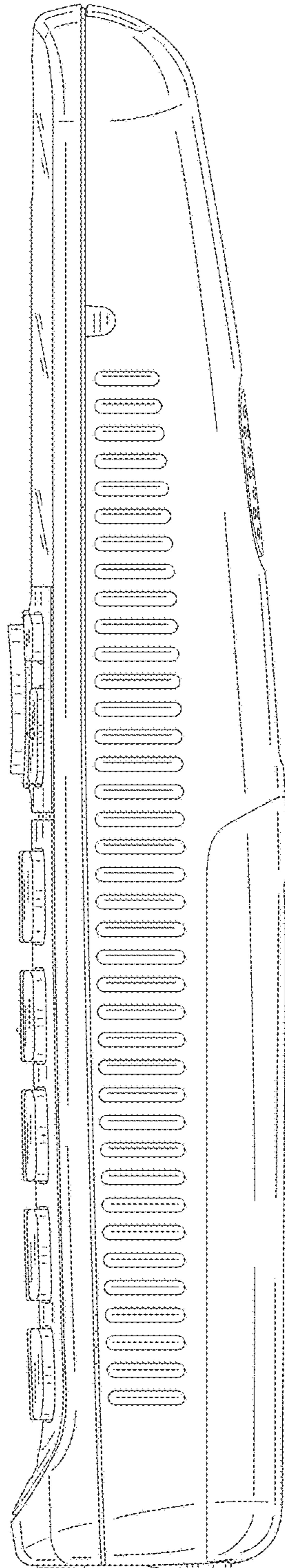


FIG. 6

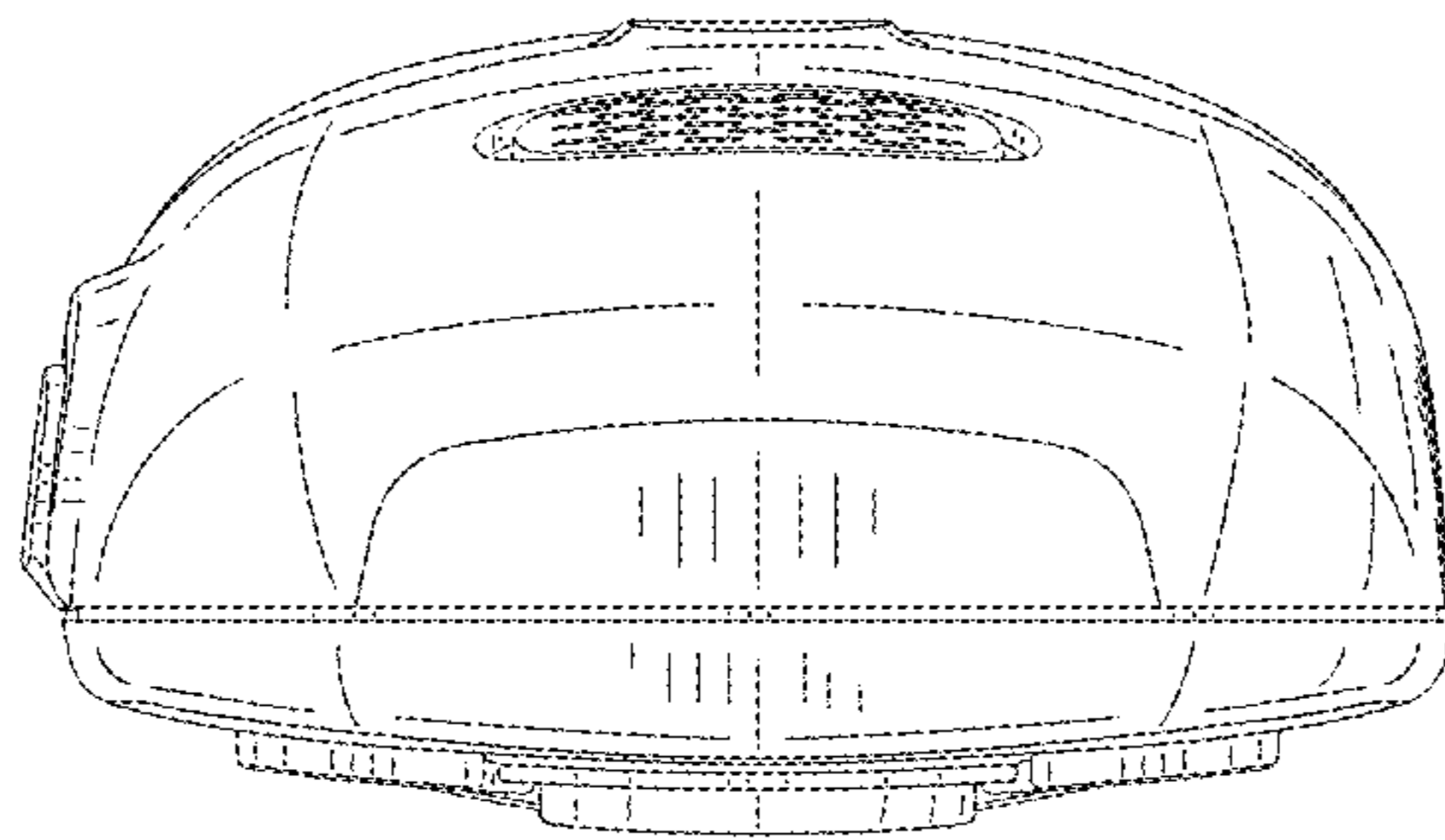




FIG. 7

