



US00D832779S

(12) **United States Design Patent** (10) **Patent No.:** **US D832,779 S**
West et al. (45) **Date of Patent:** **** Nov. 6, 2018**

(54) **PANEL SKIRT**

(71) Applicant: **SolarCity Corporation**, San Mateo, CA (US)

(72) Inventors: **Jack Raymond West**, San Rafael, CA (US); **Tyrus Hawkes Hudson**, San Rafael, CA (US); **Emil Johansen**, San Rafael, CA (US)

(73) Assignee: **SolarCity Corporation**, San Mateo, CA (US)

(**) Term: **15 Years**

(21) Appl. No.: **29/552,441**

(22) Filed: **Jan. 22, 2016**

Related U.S. Application Data

(63) Continuation of application No. 29/525,415, filed on Apr. 29, 2015, now Pat. No. Des. 749,502, which is a continuation of application No. 13/316,450, filed on Dec. 9, 2011, now Pat. No. 9,291,369, and a continuation of application No. 13/960,835, filed on Aug. 7, 2013, now abandoned.

(51) **LOC (11) Cl.** **13-02**

(52) **U.S. Cl.**
USPC **D13/102**

(58) **Field of Classification Search**
USPC D13/102, 101, 118, 177, 184, 199; D8/349, 353, 376, 377, 382; D25/38, D25/38.1, 60, 136, 119, 122, 123, 125; 52/173.3; 126/569, 621, 622, 623, 704; 136/243, 244, 246, 247, 251, 252, 256, 136/258; 438/64; 248/237; D6/580
CPC H01L 31/0504; H01L 31/0508; H01L 31/0512; H01L 31/0516; H01L 31/0232; H01L 31/052; H01L 31/05; H01L 31/048; H01L 31/0422; H01L 31/02008; H01L 21/00; Y02E 10/44; Y02E 10/47; Y02E

10/50; Y02E 10/52; F24J 2/4614; F24J 2/4636; F24J 2/5211; F24J 2/5233; F24J 2/5239; F24J 2/5249; F24J 2/5254; F24J 2/5262; F24J 2/4607; F24J 2/464; F24J 2/541; F24J 2/06; H02S 20/00; H02S 20/23; H02S 20/24; H02S 40/32; H02S 40/34; H02S 40/36; Y02B 10/20; E06B 3/667; E06B 3/5454

See application file for complete search history.

(56) **References Cited**

U.S. PATENT DOCUMENTS

4,269,173 A	5/1981	Krueger	
D260,679 S *	9/1981	Mayerovitch	D13/102
D270,660 S	9/1983	Ort	
D288,956 S	3/1987	Wadleigh	
5,228,924 A	7/1993	Barker	
D358,982 S *	6/1995	Bosgoed	D25/122

(Continued)

Primary Examiner — Derrick Holland

(74) *Attorney, Agent, or Firm* — Kilpatrick Townsend & Stockton LLP

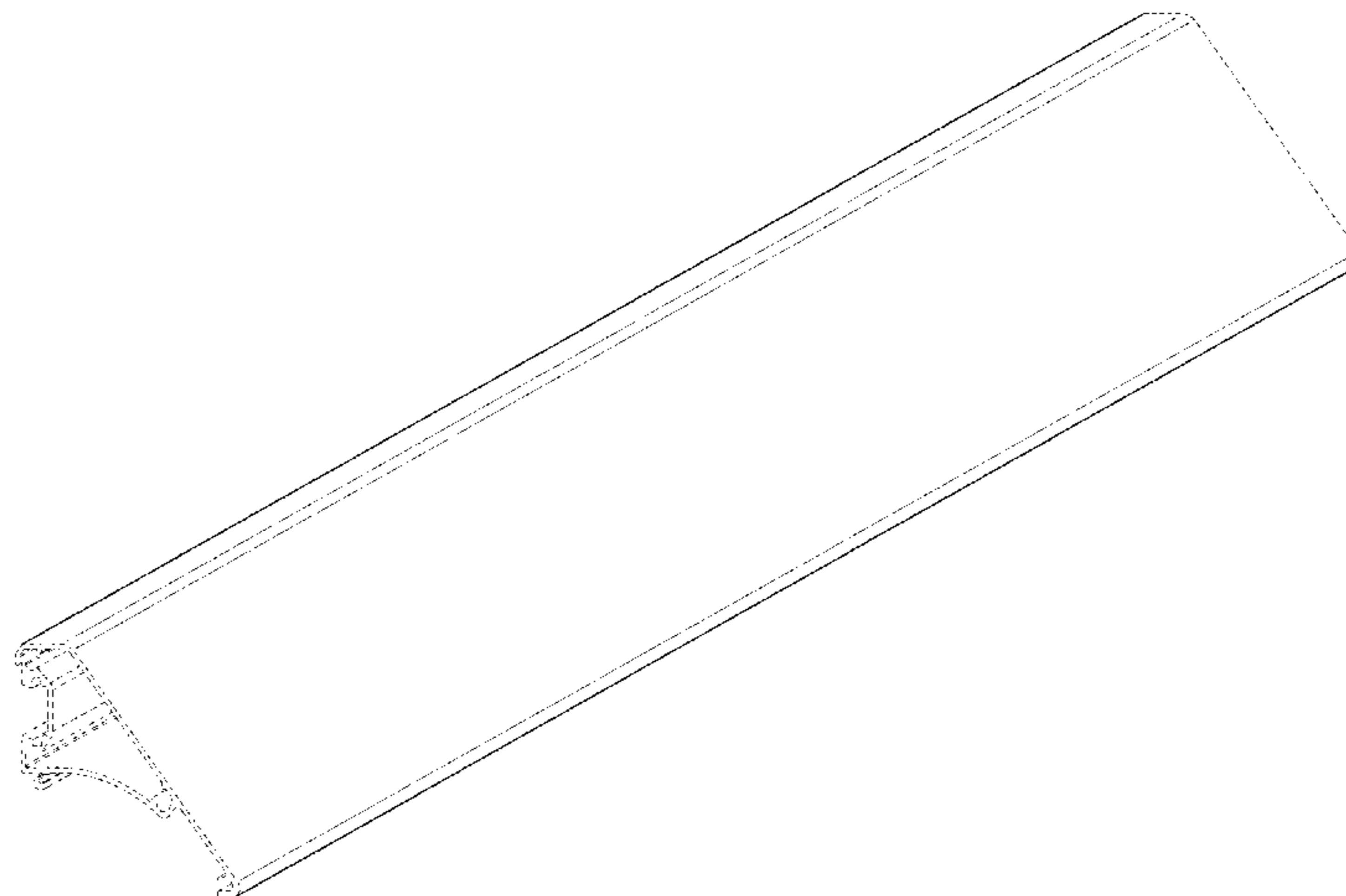
(57) **CLAIM**

The ornamental design for a panel skirt, as shown and described.

DESCRIPTION

FIG. 1 is a top front perspective view of a panel skirt showing the claimed design;
FIG. 2 is a front view thereof;
FIG. 3 is a rear view thereof;
FIG. 4 is a top view thereof;
FIG. 5 is a bottom view thereof;
FIG. 6 is a right side view thereof; and,
FIG. 7 is a left side view thereof.
The broken lines in the figures show portions of the panel skirt that form no part of the claimed design.

1 Claim, 7 Drawing Sheets



(56)

References Cited

U.S. PATENT DOCUMENTS

6,075,202	A *	6/2000	Mori	H01L 31/048 136/251
6,093,884	A *	7/2000	Toyomura	E04D 3/366 126/621
6,606,830	B2 *	8/2003	Nagao	F24S 25/40 52/173.3
D490,167	S *	5/2004	Eichner	D25/119
6,968,654	B2	11/2005	Moulder		
D539,440	S *	3/2007	Collishaw	E04F 10/0662 D25/119
D547,262	S	7/2007	Ullman		
D560,605	S *	1/2008	McClintock	D13/102
D611,895	S	3/2010	Plaisted		
D653,201	S	1/2012	Sillett		
D653,611	S	2/2012	Lee		
D697,022	S	1/2014	Truthseeker		
8,832,938	B2	9/2014	Gies		
D749,502	S	2/2016	West et al.		
9,291,369	B2	3/2016	West et al.		
D765,591	S	9/2016	West et al.		
2014/0069485	A1	3/2014	Rawlings		
2014/0158184	A1	6/2014	West et al.		

* cited by examiner

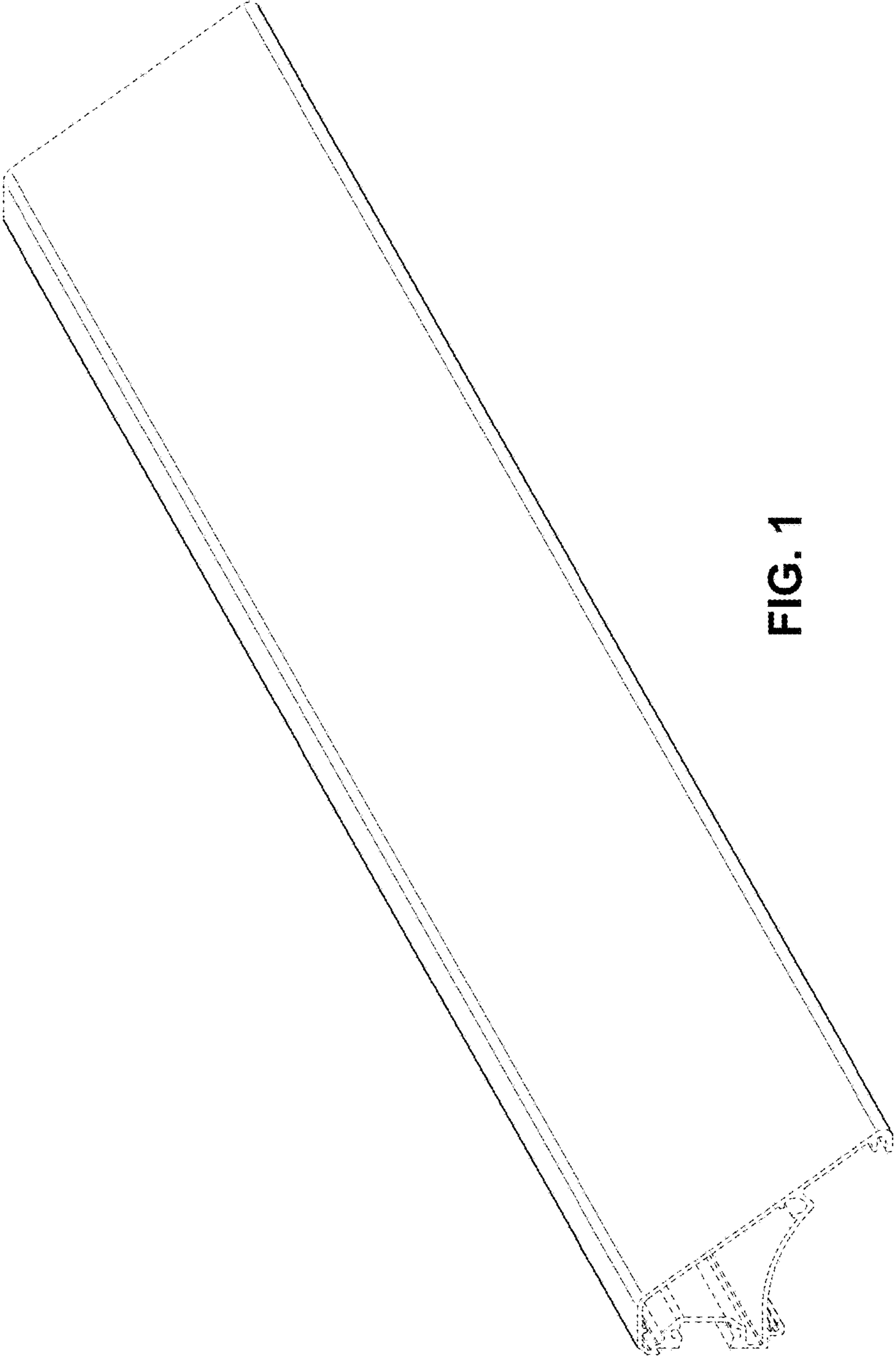


FIG. 1




FIG. 2

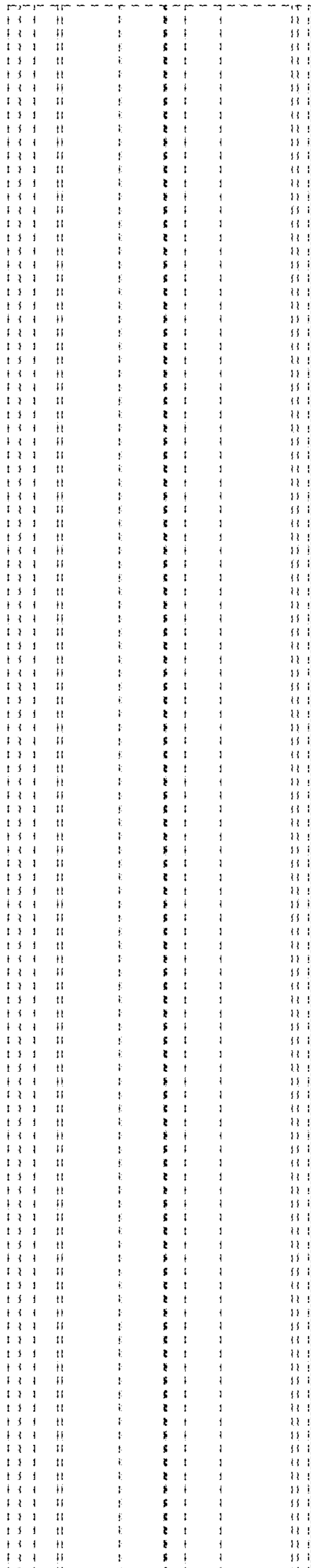


FIG. 3




FIG. 4

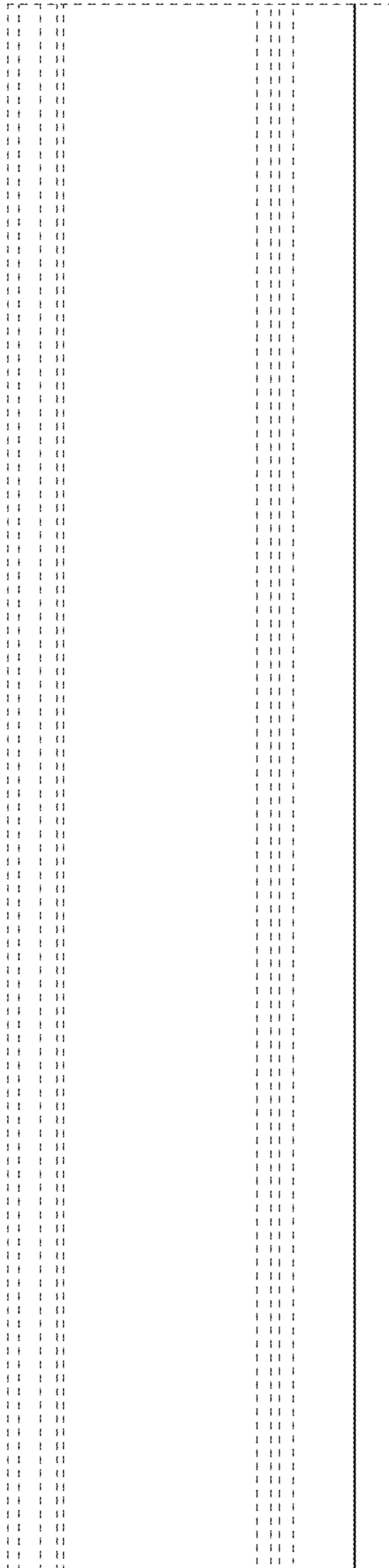


FIG. 5

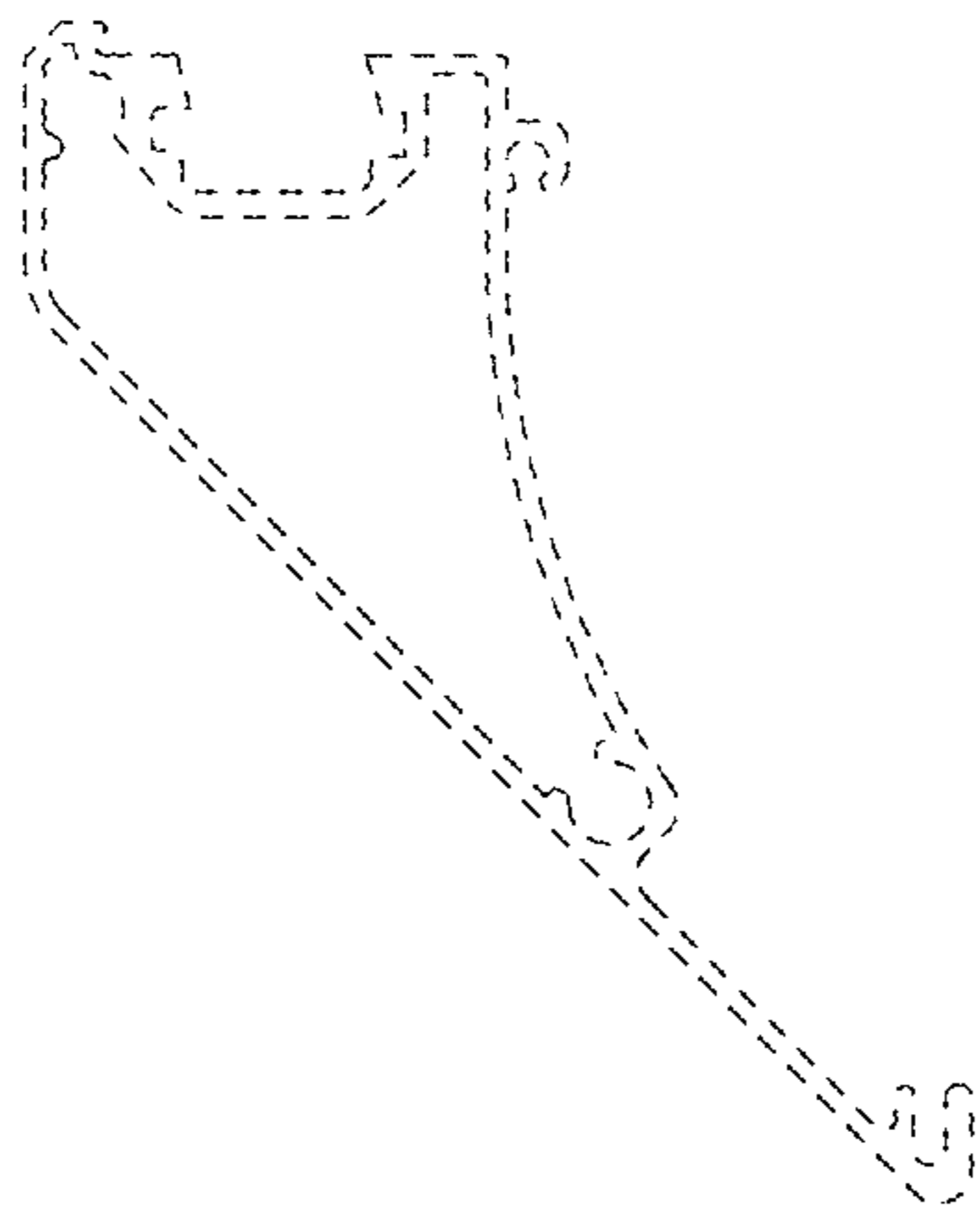


FIG. 6




FIG. 7