



US00D832763S

(12) **United States Design Patent**  
**Han**

(10) **Patent No.:** **US D832,763 S**  
(45) **Date of Patent:** **\*\* Nov. 6, 2018**

(54) **AUTOMOTIVE WHEEL**

(71) Applicant: **Donnie Han**, Corona, CA (US)

(72) Inventor: **Donnie Han**, Corona, CA (US)

(\*\*) Term: **15 Years**

(21) Appl. No.: **29/619,019**

(22) Filed: **Sep. 26, 2017**

(51) **LOC (11) Cl.** ..... **12-16**

(52) **U.S. Cl.**  
USPC ..... **D12/209**

(58) **Field of Classification Search**  
USPC ..... D12/204–213  
CPC .... B60B 7/00; B60B 7/02; B60B 7/04; B60B 7/01; B60B 7/06; B60B 3/02; B60B 3/04; B60B 3/06; B60B 3/10; B60B 1/00; B60B 1/08; B60B 1/10; B60B 1/12  
See application file for complete search history.

(56) **References Cited**

**U.S. PATENT DOCUMENTS**

D500,723 S \* 1/2005 Alimchandani ..... D12/209  
D554,035 S \* 10/2007 Groom ..... D12/209

D618,152 S \* 6/2010 Juergens ..... D12/209  
D624,861 S \* 10/2010 Zhao ..... D12/209  
D737,748 S \* 9/2015 Henstridge ..... D12/209  
D750,543 S \* 3/2016 Behmer ..... D12/209  
D756,876 S \* 5/2016 Rueckheim ..... D12/209  
D757,624 S \* 5/2016 Hammoud ..... D12/209  
D780,658 S \* 3/2017 Welte ..... D12/211  
D792,827 S \* 7/2017 Chung ..... D12/209

\* cited by examiner

*Primary Examiner* — Stacia A Cadmus

(57) **CLAIM**

The ornamental design for an automotive wheel, as shown and described.

**DESCRIPTION**

FIG. 1 is a perspective view of an automotive wheel, showing my new design;  
FIG. 2 is a front view thereof;  
FIG. 3 is a perspective view of a second embodiment of an automotive wheel, showing my new design; and,  
FIG. 4 is a front view of FIG. 3.

**1 Claim, 4 Drawing Sheets**









FIGURE 1






FIGURE 2





FIGURE 3





FIGURE 4