



US00D832747S

(12) **United States Design Patent**
Chung

(10) **Patent No.:** **US D832,747 S**

(45) **Date of Patent:** **** Nov. 6, 2018**

(54) **BACKPACK BODY**

(71) Applicant: **EVERBLISS GREEN CO., LTD.**,
New Taipei (TW)

(72) Inventor: **Wen-Chien Chung**, New Taipei (TW)

(73) Assignee: **EVERBLISS GREEN CO., LTD.**,
New Taipei (TW)

(**) Term: **15 Years**

(21) Appl. No.: **29/586,129**

(22) Filed: **Dec. 1, 2016**

(30) **Foreign Application Priority Data**

Jun. 13, 2016 (TW) 105303364

(51) **LOC (11) Cl.** **12-11**

(52) **U.S. Cl.**
USPC **D12/114**

(58) **Field of Classification Search**
USPC D12/114, 110, 407, 409, 410; D3/217,
D3/231, 273

CPC B62J 9/00; B62J 9/001; B62J 9/006; B62J
9/008; B62J 7/00; A45F 3/04; A45F 3/10
See application file for complete search history.

(56) **References Cited**

U.S. PATENT DOCUMENTS

D236,822 S * 9/1975 Larsen et al. D12/410
D259,780 S * 7/1981 Davidson D12/410
4,460,114 A * 7/1984 Grenier B62J 9/00
224/430
D307,733 S * 5/1990 Kushitani D12/409
D346,144 S * 4/1994 Katz D12/409

D352,525 S * 11/1994 Coe D19/76
D365,206 S * 12/1995 Goodman D3/273
D371,537 S * 7/1996 Jennings D12/409
D392,094 S * 3/1998 Lane D3/217
D420,321 S * 2/2000 McCoy D12/413
D460,614 S * 7/2002 Reimers D3/216
D462,561 S * 9/2002 Bellin D6/407
D471,353 S * 3/2003 Ho D3/216
D485,678 S * 1/2004 Haro D3/216
D506,864 S * 7/2005 Fonfeder D3/216
D572,477 S * 7/2008 Young D3/271.1
D622,209 S * 8/2010 Shimizugami D12/409
D656,081 S * 3/2012 Yonai D12/410
D658,112 S * 4/2012 Cutino D12/409
D673,362 S * 1/2013 Presman D3/216
D685,717 S * 7/2013 Franklin D12/410
D706,535 S * 6/2014 Noer D3/231
D711,093 S * 8/2014 Alamdar D3/231
D728,361 S * 5/2015 Farley D9/420
D728,362 S * 5/2015 Kelly D9/420

* cited by examiner

Primary Examiner — Michelle E. Wilson

Assistant Examiner — Clese Moore, Jr.

(57) **CLAIM**

I claim the design for backpack body, as shown and described.

DESCRIPTION

FIG. 1 is a perspective view of backpack body showing my new design;

FIG. 2 is a front view thereof;

FIG. 3 is a back view thereof;


FIG. 4 is a left side elevational view thereof;

FIG. 5 is a right side elevational view thereof;

FIG. 6 is a top view thereof; and,

FIG. 7 is a bottom view thereof.

1 Claim, 6 Drawing Sheets






FIG. 1



FIG. 2



FIG. 3




FIG. 4




FIG. 5




FIG. 6




FIG. 7