



US00D832744S

(12) **United States Design Patent** (10) **Patent No.:** **US D832,744 S**
Wheel (45) **Date of Patent:** **** Nov. 6, 2018**

(54) **VEHICLE**

- (71) Applicant: **Jaguar Land Rover Limited**, Whitley, Coventry (GB)
- (72) Inventor: **Andrew Wheel**, Coventry (GB)
- (73) Assignee: **Jaguar Land Rover Limited**, Whitley, Coventry (GB)
- (**) Term: **15 Years**
- (21) Appl. No.: **29/615,463**
- (22) Filed: **Aug. 29, 2017**

Related U.S. Application Data

- (62) Division of application No. 29/594,105, filed on Feb. 15, 2017, now Pat. No. Des. 807,789, which is a division of application No. 29/527,455, filed on May 19, 2015, now Pat. No. Des. 782,936.

Foreign Application Priority Data

- Nov. 21, 2014 (EM) 002583138-0001
- Nov. 21, 2014 (EM) 002583138-0002
- Dec. 12, 2014 (EM) 002596593-0001
- Dec. 12, 2014 (EM) 002596593-0002
- Feb. 27, 2015 (EM) 002642801-0001
- Feb. 27, 2015 (EM) 002642801-0002

- (51) **LOC (11) Cl.** **12-08**
- (52) **U.S. Cl.**
USPC **D12/91**

- (58) **Field of Classification Search**
USPC D12/86, 90-92; D21/424, 433, 434;
296/181.1-181.5, 183.1
CPC B62D 25/00; B62D 25/06; B62D 33/00;
B62D 35/00

See application file for complete search history.

(56) **References Cited**

U.S. PATENT DOCUMENTS

D684,093 S *	6/2013	Woolley	D12/91
D684,094 S *	6/2013	Le Grice	D12/91
D716,695 S *	11/2014	Woolley	D12/91
D718,188 S *	11/2014	Wheel	D12/91
D735,610 S *	8/2015	Wheel	D12/91
D746,722 S *	1/2016	Henstridge	D12/91
D750,531 S *	3/2016	Watkins	D12/91
D750,532 S *	3/2016	Frascella	D12/91
D782,936 S *	4/2017	Wheel	D12/91
D782,937 S *	4/2017	Wheel	D12/91
D791,645 S *	7/2017	Henstridge	D12/91
D793,907 S *	8/2017	Woolley	D12/91
D807,789 S *	1/2018	Wheel	D12/91

* cited by examiner

Primary Examiner — Melody N Brown

(74) *Attorney, Agent, or Firm* — Wood Herron & Evans LLP

(57) **CLAIM**


The ornamental design for a vehicle, as shown and described.

DESCRIPTION

FIG. 1 is a right, front perspective view of a vehicle showing my new design;
 FIG. 2 is a left, rear perspective view thereof;
 FIG. 3 is a front view thereof.
 FIG. 4 is a rear view thereof.
 FIG. 5 is a left side view thereof.
 FIG. 6 is a right side view thereof; and,
 FIG. 7 is a top view thereof.

Any elements shown in broken lines form no part of the claimed invention, and are instead included to show environmental aspects thereof. Also, broken lines shown adjacent to any shaded portions form an unclaimed boundary of the design.

1 Claim, 5 Drawing Sheets



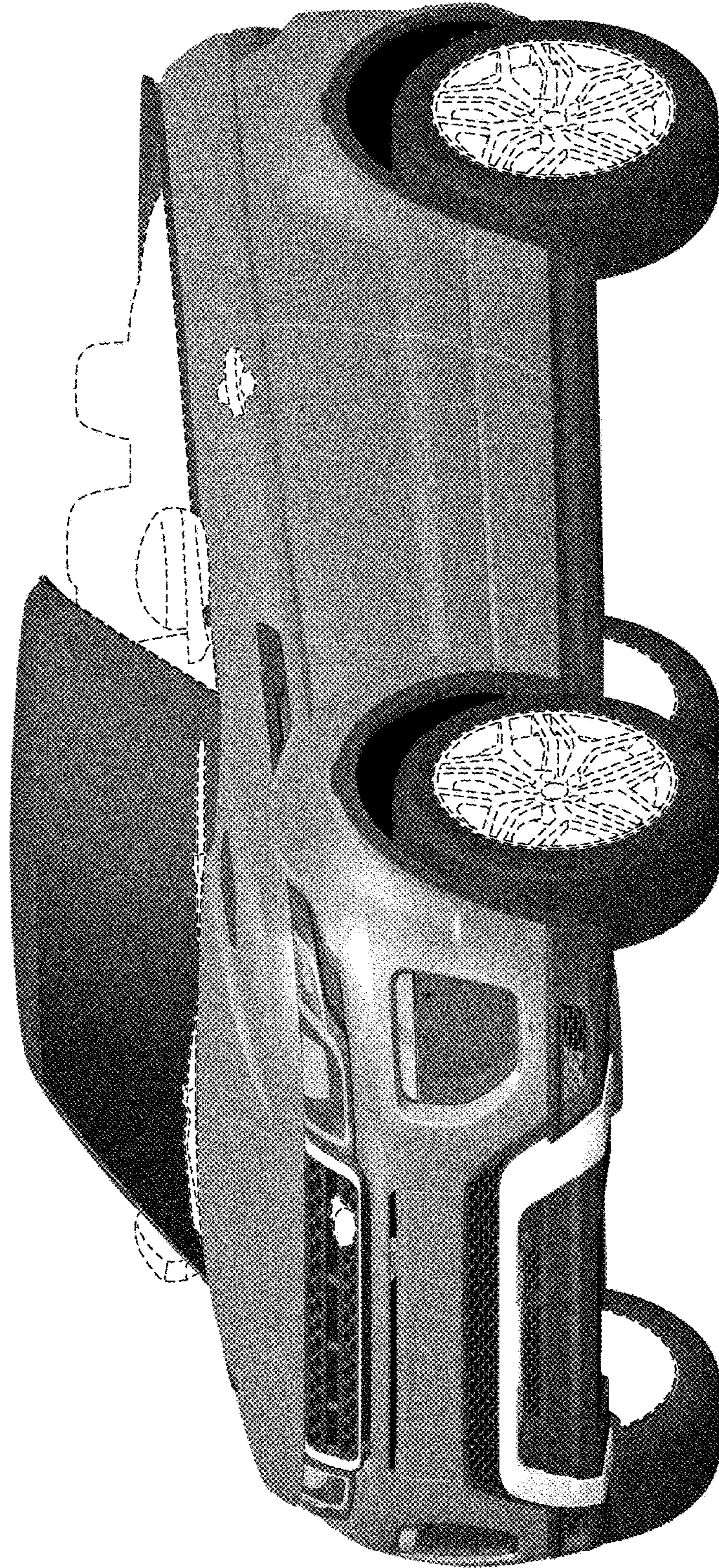


FIG. 1



FIG. 2



FIG. 3




FIG. 4

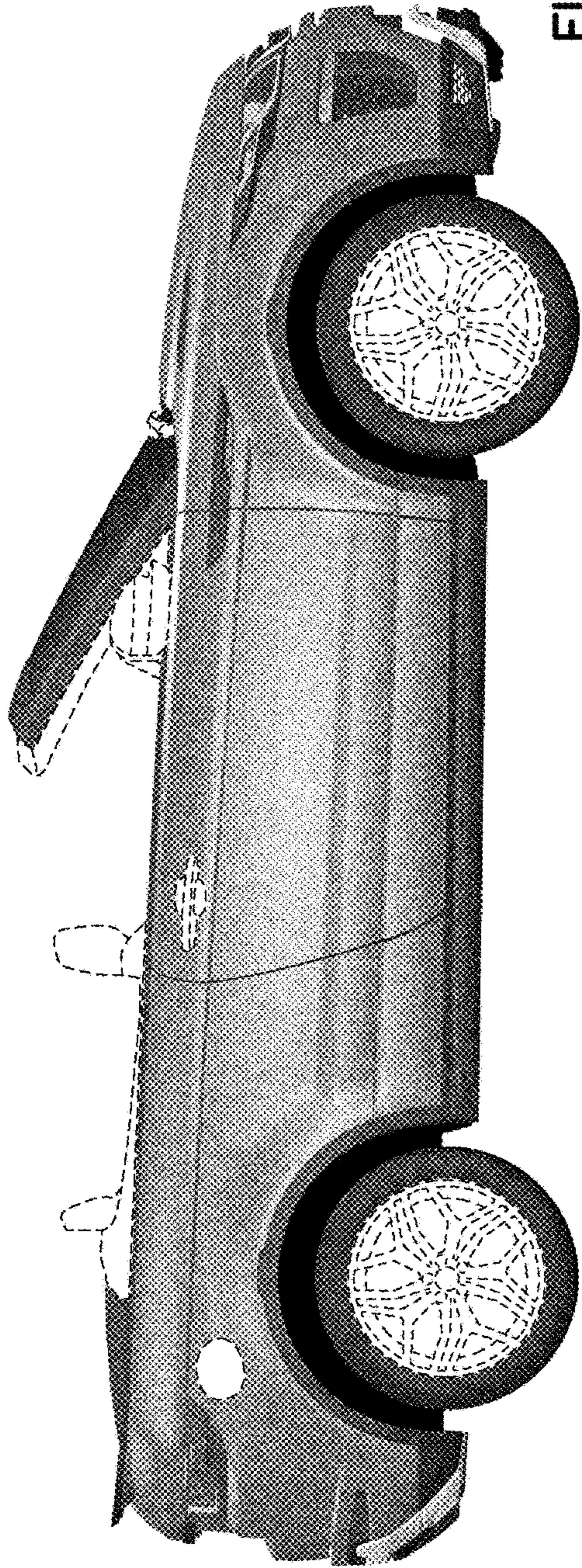


FIG. 5

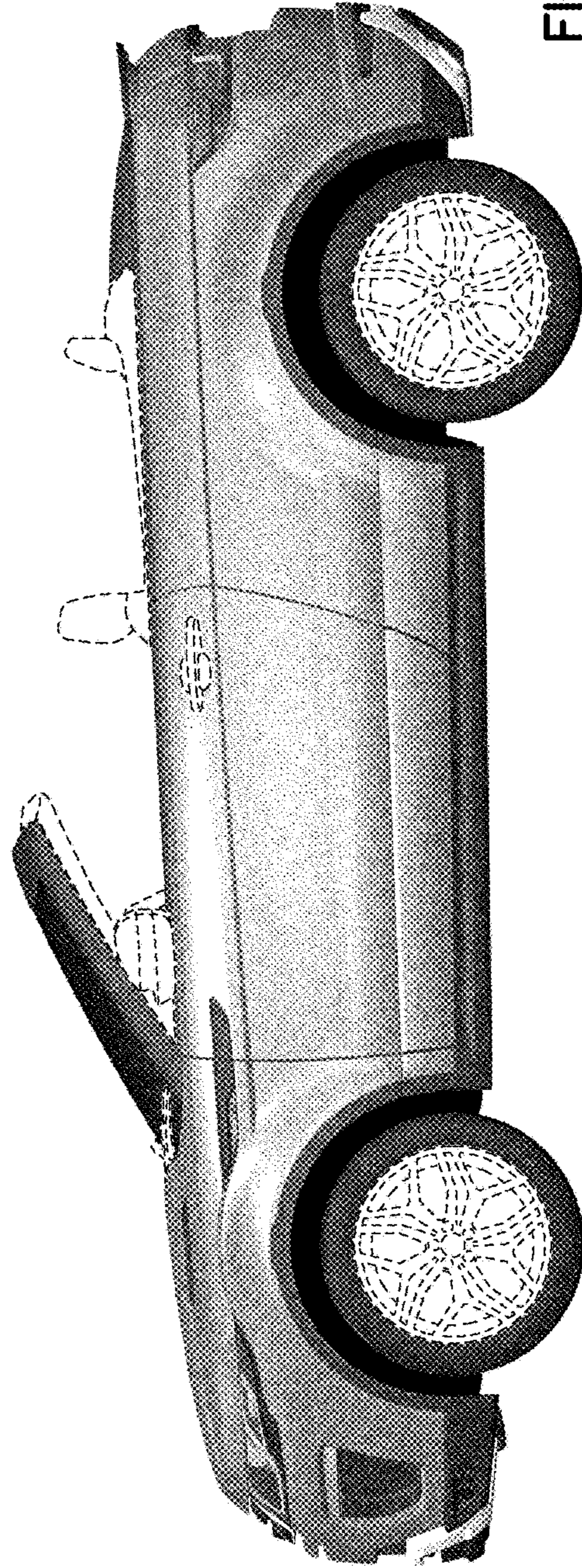


FIG. 6

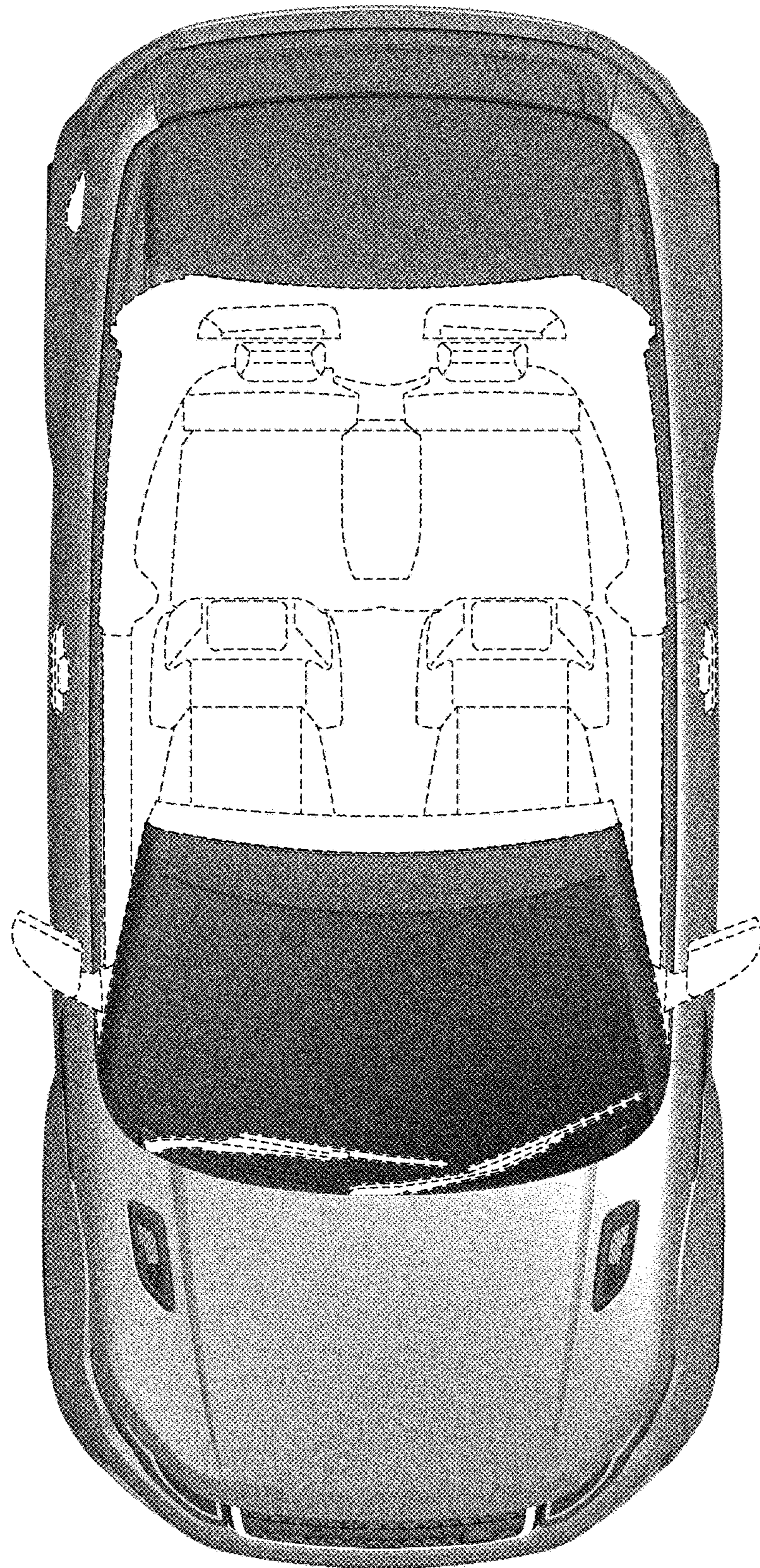


FIG. 7