



US00D832743S

(12) **United States Design Patent** (10) **Patent No.:** **US D832,743 S**  
**Kamiura** (45) **Date of Patent:** **\*\* Nov. 6, 2018**

(54) **MOTOR VEHICLE AND/OR TOY REPLICA THEREOF**

D761,696 S \* 7/2016 Kamiura ..... D12/92  
D767,447 S \* 9/2016 Fahr-Becker ..... D12/91  
D779,378 S \* 2/2017 Kim ..... D12/91  
D815,987 S \* 4/2018 Lian ..... D12/91

(71) Applicant: **Shin Kamiura**, Nisshin (JP)

(72) Inventor: **Shin Kamiura**, Nisshin (JP)

(73) Assignee: **TOYOTA JIDOSHA KABUSHIKI KAISHA** (JP)

(\*\*) Term: **15 Years**

(21) Appl. No.: **29/601,097**

(22) Filed: **Apr. 19, 2017**

(30) **Foreign Application Priority Data**

Oct. 21, 2016 (JP) ..... 2016-022896

(51) **LOC (11) Cl.** ..... **12-08**

(52) **U.S. Cl.**  
USPC ..... **D12/91**

(58) **Field of Classification Search**  
USPC ..... D12/86, 90-92, 88; D21/421, 433, 434;  
296/181.1, 181.5  
CPC ..... B62D 35/00; B62D 25/00; B62D 25/06;  
B62D 33/00  
See application file for complete search history.

(56) **References Cited**

**U.S. PATENT DOCUMENTS**

D680,906 S \* 4/2013 Sugimoto ..... D12/91  
D689,795 S \* 9/2013 Takei ..... D12/91  
D697,834 S \* 1/2014 Okue ..... D12/91  
D715,195 S \* 10/2014 Tomatsu ..... D12/92  
D719,065 S \* 12/2014 Sakae ..... D12/92  
D757,606 S \* 5/2016 Matsuda ..... D12/91

**OTHER PUBLICATIONS**

netcarshow.com, Toyota, Lexus NX (2015), <<https://www.netcarshow.com/lexus/2015-nx>>, available as early as Sep. 12, 2016.  
netcarshow.com, Audi, Audi e-tron quattro Concept (2015), <[https://www.netcarshow.com/audi/2015-e-tron\\_quattro\\_concept/](https://www.netcarshow.com/audi/2015-e-tron_quattro_concept/)>, available as early as Sep. 12, 2016.

\* cited by examiner

*Primary Examiner* — Melody N Brown  
(74) *Attorney, Agent, or Firm* — Saidman DesignLaw Group, LLC

(57) **CLAIM**

The ornamental design for a motor vehicle and/or toy replica thereof, as shown and described.

**DESCRIPTION**

FIG. 1 is a front and right side perspective of a motor vehicle and/or toy replica thereof showing our new design;  
FIG. 2 is a front and left side perspective view thereof;  
FIG. 3 is a rear and right side perspective view thereof;  
FIG. 4 is a rear and left side perspective view thereof;  
FIG. 5 is a front view thereof;  
FIG. 6 is a rear view thereof;  
FIG. 7 is a top view thereof;  
FIG. 8 is a right side view thereof; and,  
FIG. 9 is a left side view thereof.

**1 Claim, 9 Drawing Sheets**





FIG. 1



FIG. 2



FIG. 3



FIG. 4



FIG. 5




FIG. 6




FIG. 7






FIG. 8




FIG. 9