



US00D832740S

(12) **United States Design Patent**
Grohmann

(10) **Patent No.:** **US D832,740 S**

(45) **Date of Patent:** **** Nov. 6, 2018**

(54) **FLOWERPOT**

(71) Applicant: **AIRY GREENTECH GMBH,**
Hamburg (DE)

(72) Inventor: **Ämilios Grohmann,** Hamburg (DE)

(73) Assignee: **Airy Greentech GmbH,** Hamburg (DE)

(**) Term: **15 Years**

(21) Appl. No.: **29/587,839**

(22) Filed: **Dec. 15, 2016**

Related U.S. Application Data

(63) Continuation of application No. 35/500,132, filed on Jun. 11, 2015 (U.S. filing date under 35 U.S.C. 384), and having an international filing date of Jun. 11, 2015.

(30) **Foreign Application Priority Data**

Jun. 11, 2015 (WO) DM087373

(51) **LOC (11) Cl.** **11-02**

(52) **U.S. Cl.**
USPC **D11/152**

(58) **Field of Classification Search**

USPC D6/403-405, 556-558; D7/509, 523;
D9/516, 537, 540, 548, 549;
D11/143-156, 164

CPC . A01G 9/042; A01G 9/02; A01G 9/04; A01G
9/10; A01G 9/102; A01G 9/1026; A01G
9/104; A47G 7/06; A47G 7/08

See application file for complete search history.

(56) **References Cited**

U.S. PATENT DOCUMENTS

D39,206 S * 3/1908 Patton D11/152
D198,139 S * 5/1964 Edwards 215/382

D224,797 S * 9/1972 Thrush D7/523
D228,217 S * 8/1973 Achenbach D7/523
3,949,524 A * 4/1976 Mickelson A01G 9/02
206/423
D242,200 S * 11/1976 Ashton D11/152
D329,406 S * 9/1992 Grosfillex D11/153
D394,187 S * 5/1998 Orrico D7/509
D422,101 S * 3/2000 Barraclough D26/9
D440,180 S * 4/2001 Giesen D11/26
D478,531 S * 8/2003 Abbud D11/152
D531,930 S * 11/2006 Cabre Roige D11/152
D594,277 S * 6/2009 Snell D7/509
D595,539 S * 7/2009 Starck D7/509

FOREIGN PATENT DOCUMENTS

DE 21 41 201 10/1972
DE 24 33 036 1/1976
DE 24 37 903 2/1976
DE 34 46 677 10/1986
DE 87 11 628 11/1987
DE 91 12 058 1/1992

(Continued)

Primary Examiner — Elizabeth A. Albert

(74) *Attorney, Agent, or Firm* — Nash and Titus, LLC

(57) **CLAIM**

The ornamental design for a flowerpot, as shown and described.

DESCRIPTION


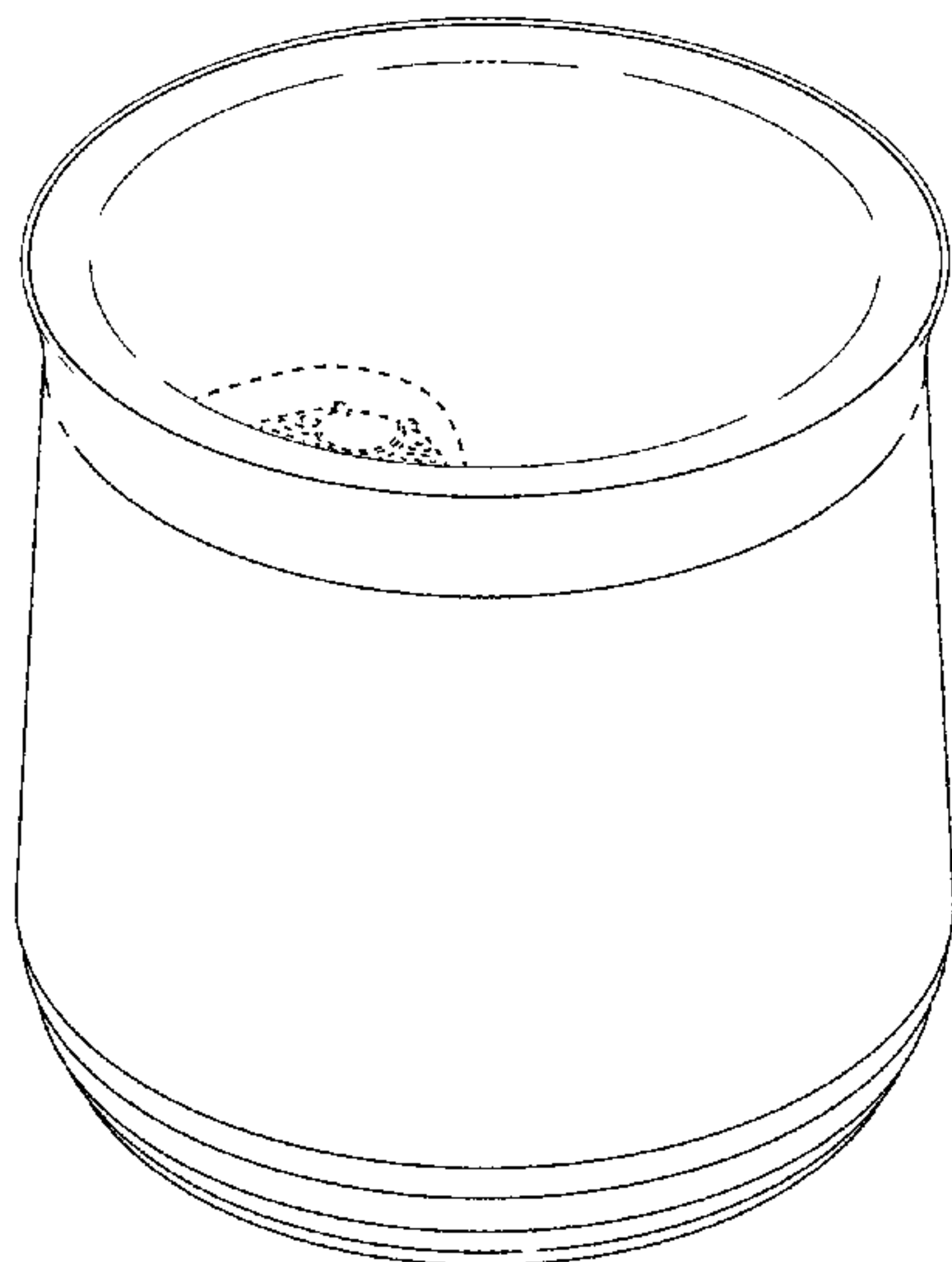
FIG. 1 is a top front perspective view of a flowerpot showing my new design.

FIG. 2 is a side elevational view thereof; and,

FIG. 3 is a bottom front perspective view thereof.

The broken lines in FIGS. 1 and 3 are included for the purpose of showing portions of the flowerpot that form no part of the claimed design.

1 Claim, 3 Drawing Sheets



(56)

References Cited

FOREIGN PATENT DOCUMENTS

DE	44 01 753	6/1994
EP	0 846 413	6/1998
GB	103 027	1/1917
NL	1 019 111	1/2003
WO	WO 02/082884	10/2002
WO	WO 2006/058721	6/2006
WO	WO 2008/003345	1/2008

* cited by examiner

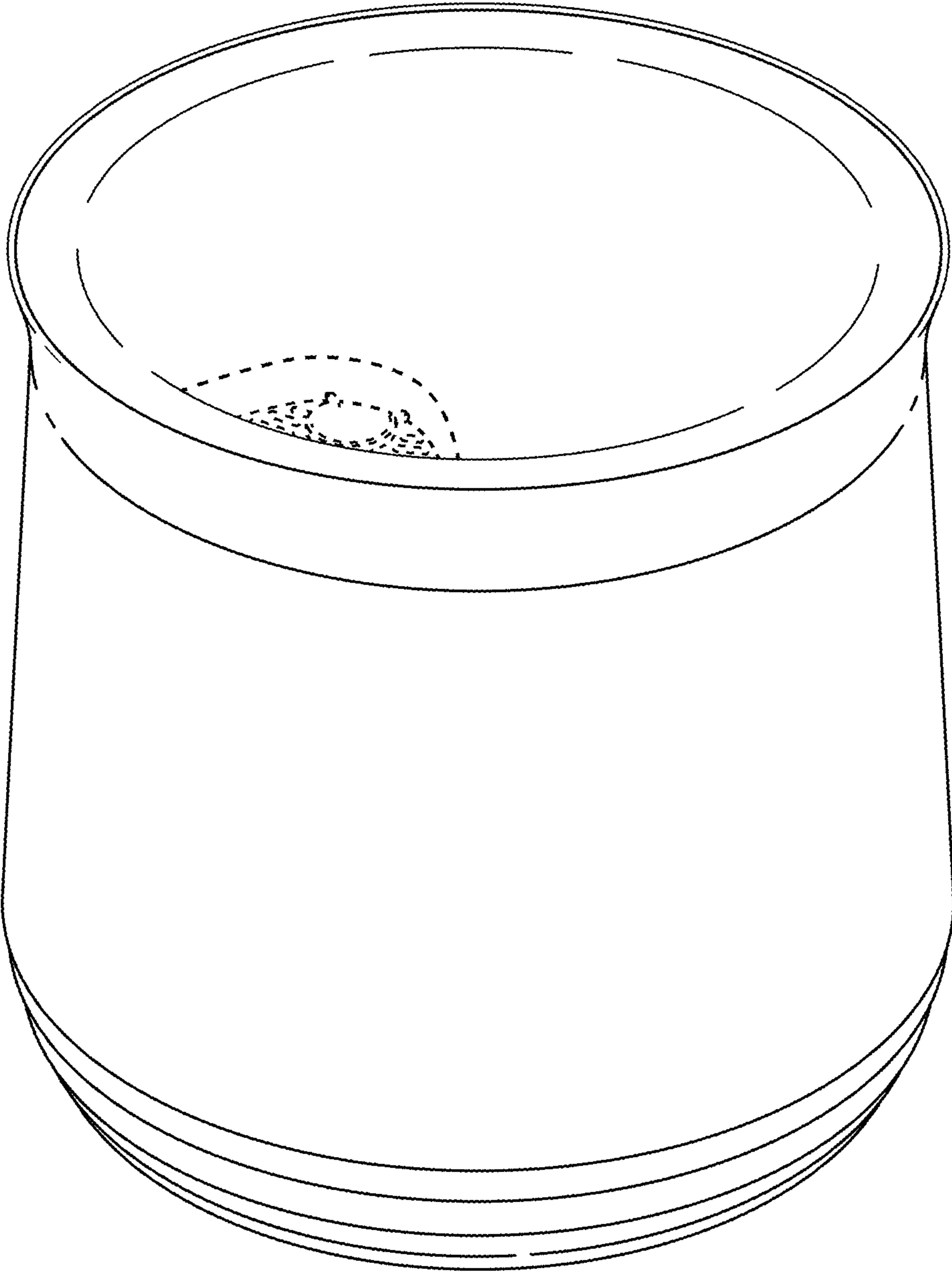


FIG. 1




FIG. 2

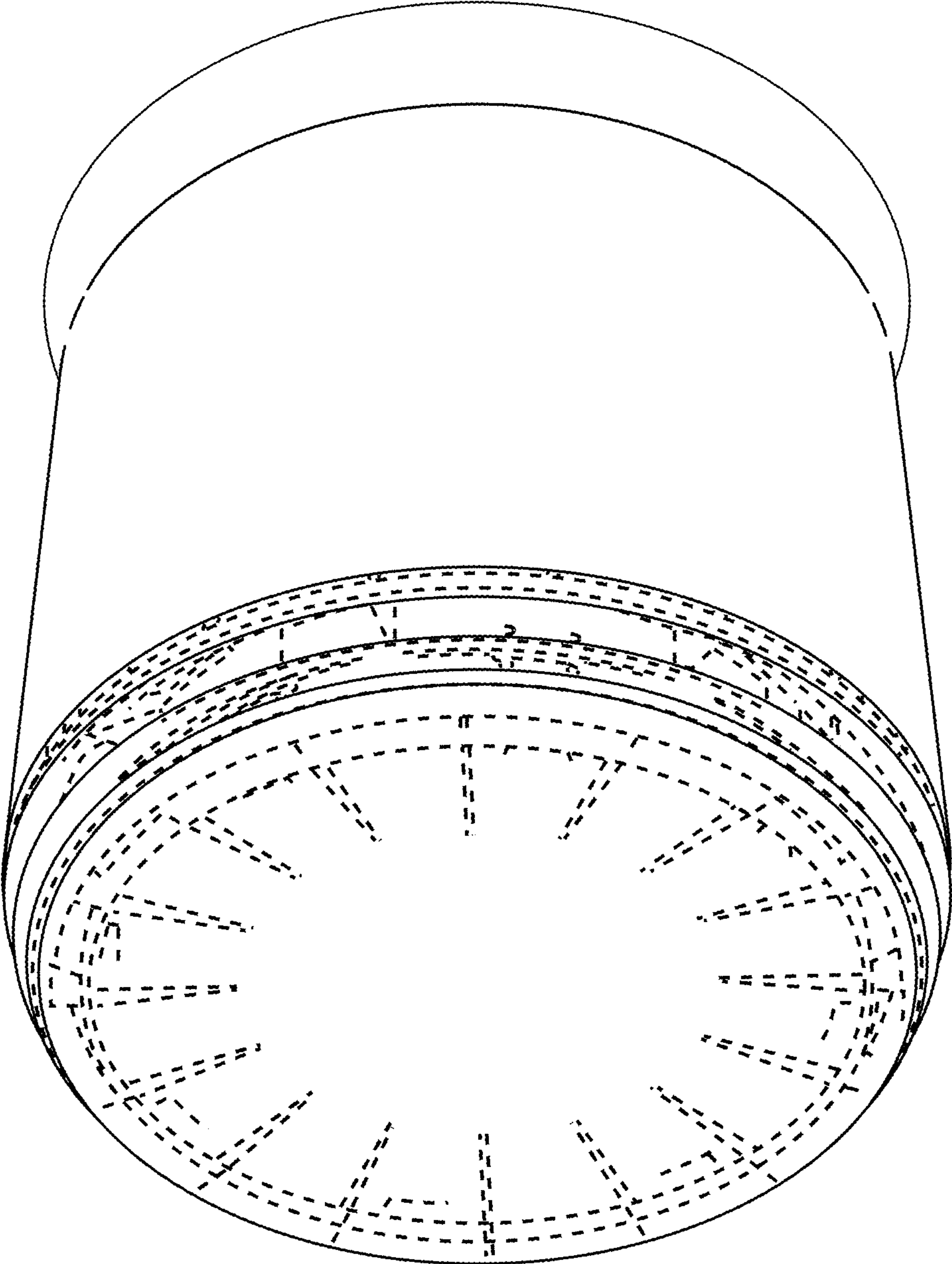


FIG. 3