

US00D832737S

(12) **United States Design Patent**
Pierce

(10) **Patent No.:** **US D832,737 S**

(45) **Date of Patent:** **** Nov. 6, 2018**

(54) **ORNAMENT**

(71) Applicant: **Nancy Jean Pierce**, Los Angeles, CA
(US)

(72) Inventor: **Nancy Jean Pierce**, Los Angeles, CA
(US)

(**) Term: **15 Years**

(21) Appl. No.: **29/593,140**

(22) Filed: **Feb. 6, 2017**

(51) **LOC (11) Cl.** **11-05**

(52) **U.S. Cl.**
USPC **D11/121**

(58) **Field of Classification Search**
USPC D11/1, 86, 89, 90, 91, 117, 121, 125,
D11/130, 131, 132, 133, 157, 164
CPC A47G 33/00; A47G 33/08; A47G 33/00A;
B44C 5/04; B44C 5/0407; B44C 5/0415;
B44C 5/0438
See application file for complete search history.

(56) **References Cited**

U.S. PATENT DOCUMENTS

D22,529 S *	6/1893	Long	D11/96
D84,282 S *	6/1931	Frei, Jr.	D11/117
2,350,714 A *	6/1944	Bazner	A44C 17/04 359/546
D169,804 S *	6/1953	Stefano	D11/81
D184,536 S *	3/1959	Rachmuth	D11/85
D255,669 S *	7/1980	Trupiano	D11/75
D260,140 S *	8/1981	Bicenke	D11/79
D264,272 S *	5/1982	Brinley	D11/221
D301,845 S *	6/1989	Yoshida	D11/75
D423,397 S *	4/2000	Raviv	D11/91

D484,067 S *	12/2003	Wright	D11/121
6,688,507 B2 *	2/2004	McCormack	A44C 25/00 224/247
D487,412 S *	3/2004	Virani	D11/90
D552,011 S *	10/2007	Kothari	D11/91
D553,542 S *	10/2007	Kothari	D11/91
D555,533 S *	11/2007	Grusosi-Scheufele	D11/43
D584,654 S *	1/2009	Granig	D11/90
D585,324 S *	1/2009	Schneider	D11/89
D658,531 S *	5/2012	Nazarenko	D11/79
D669,388 S *	10/2012	Payne	D11/79
D677,195 S *	3/2013	Akbik	D11/121
D681,500 S *	5/2013	Akbik	D11/121
D718,651 S *	12/2014	Yatsugi-Kang	D11/79
D725,542 S *	3/2015	Nolan	D11/87
D726,575 S *	4/2015	Pennington	D11/79
D772,752 S *	11/2016	Weems	D11/79
D780,038 S *	2/2017	Riviere	D11/43
D803,718 S *	11/2017	Pierce	D11/121

* cited by examiner

Primary Examiner — Elizabeth J Oswecki
(74) *Attorney, Agent, or Firm* — Eric Kelly

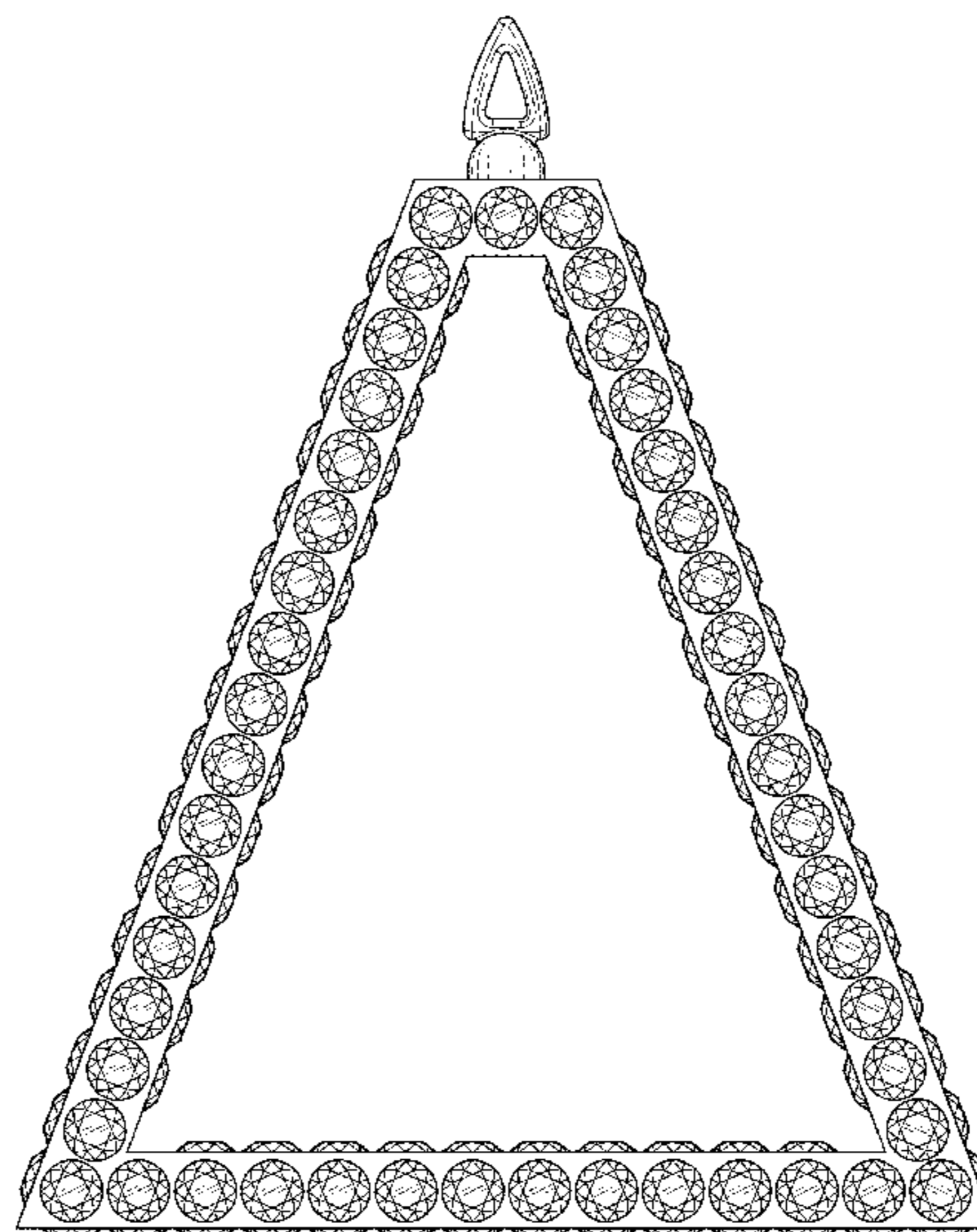
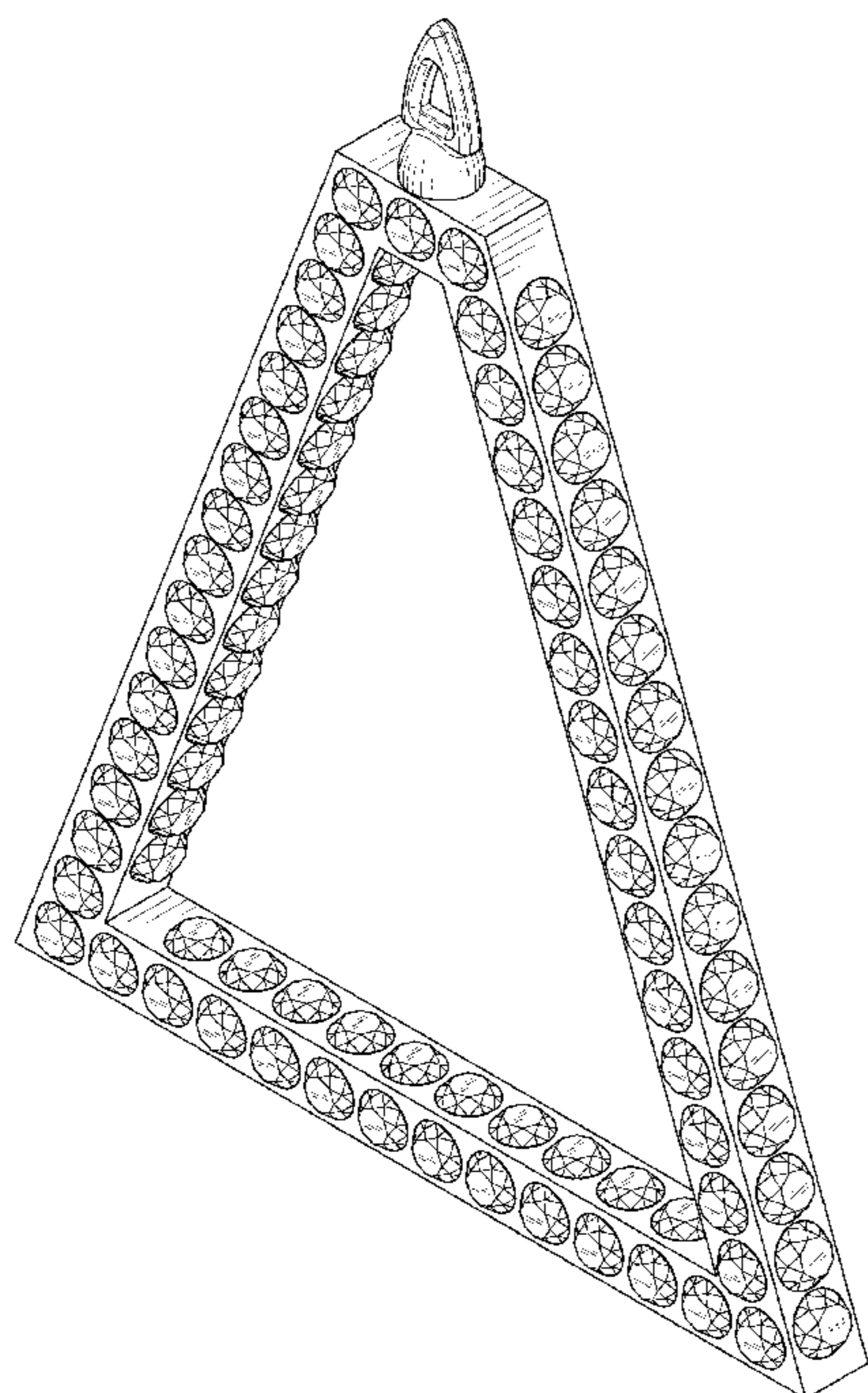
(57) **CLAIM**

The ornamental design for an ornament, as shown and described.

DESCRIPTION

FIG. 1 is a top, front perspective view of an ornament showing my new design;
FIG. 2 is a front view thereof;
FIG. 3 is a back view thereof;
FIG. 4 is a left side view thereof;
FIG. 5 is a right side view thereof;
FIG. 6 is a top view thereof; and,
FIG. 7 is a bottom view thereof.

1 Claim, 5 Drawing Sheets



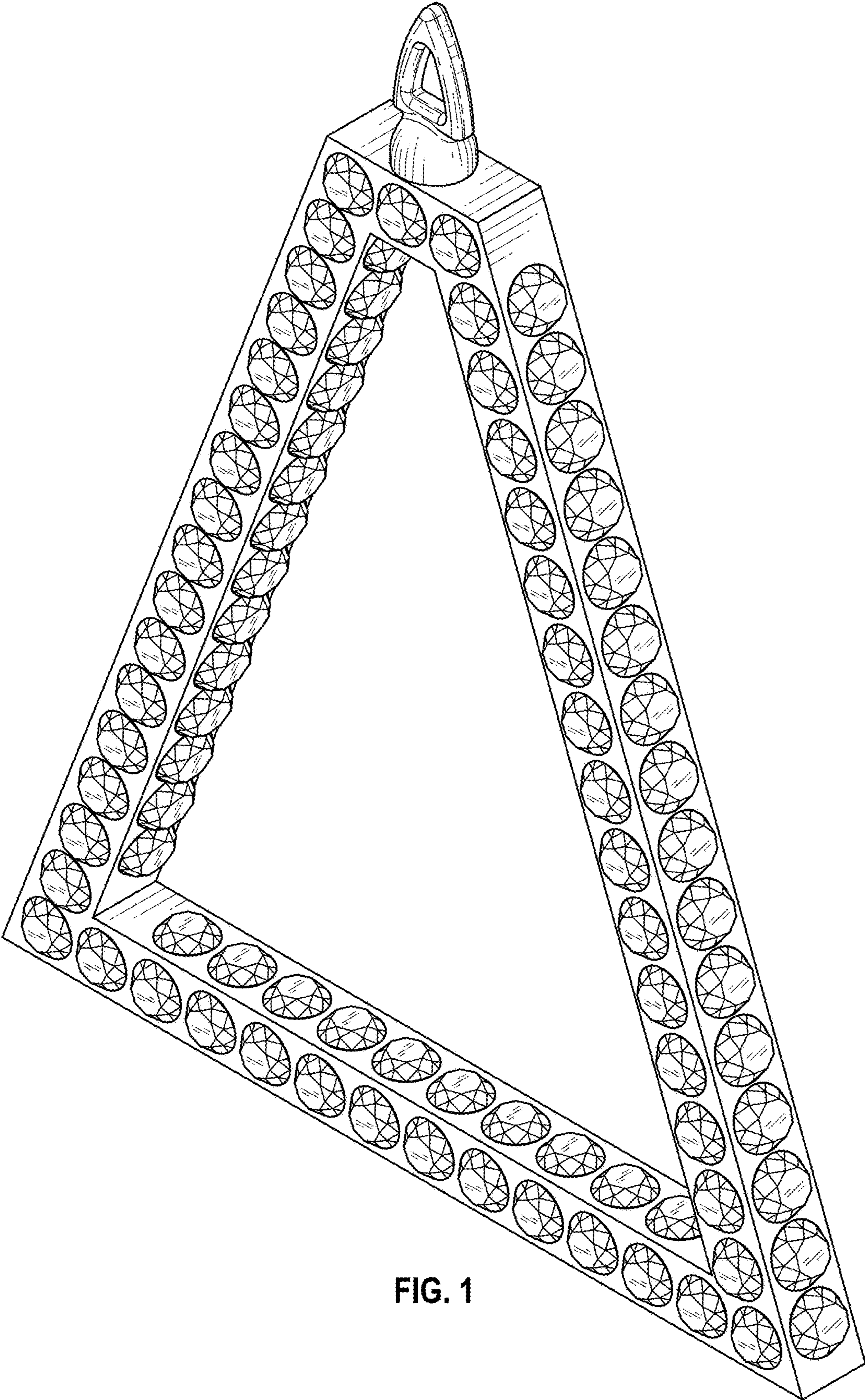


FIG. 1

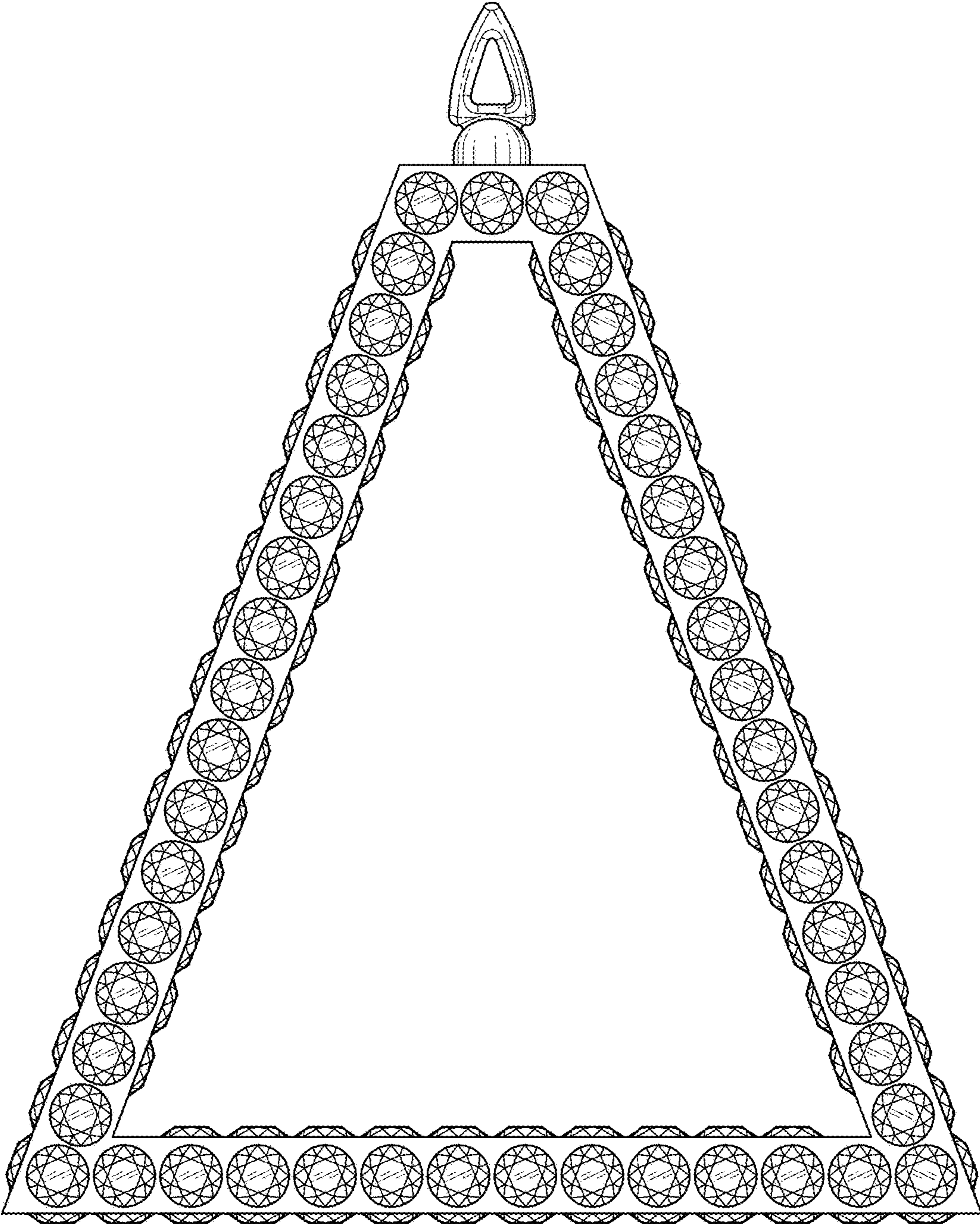


FIG. 2

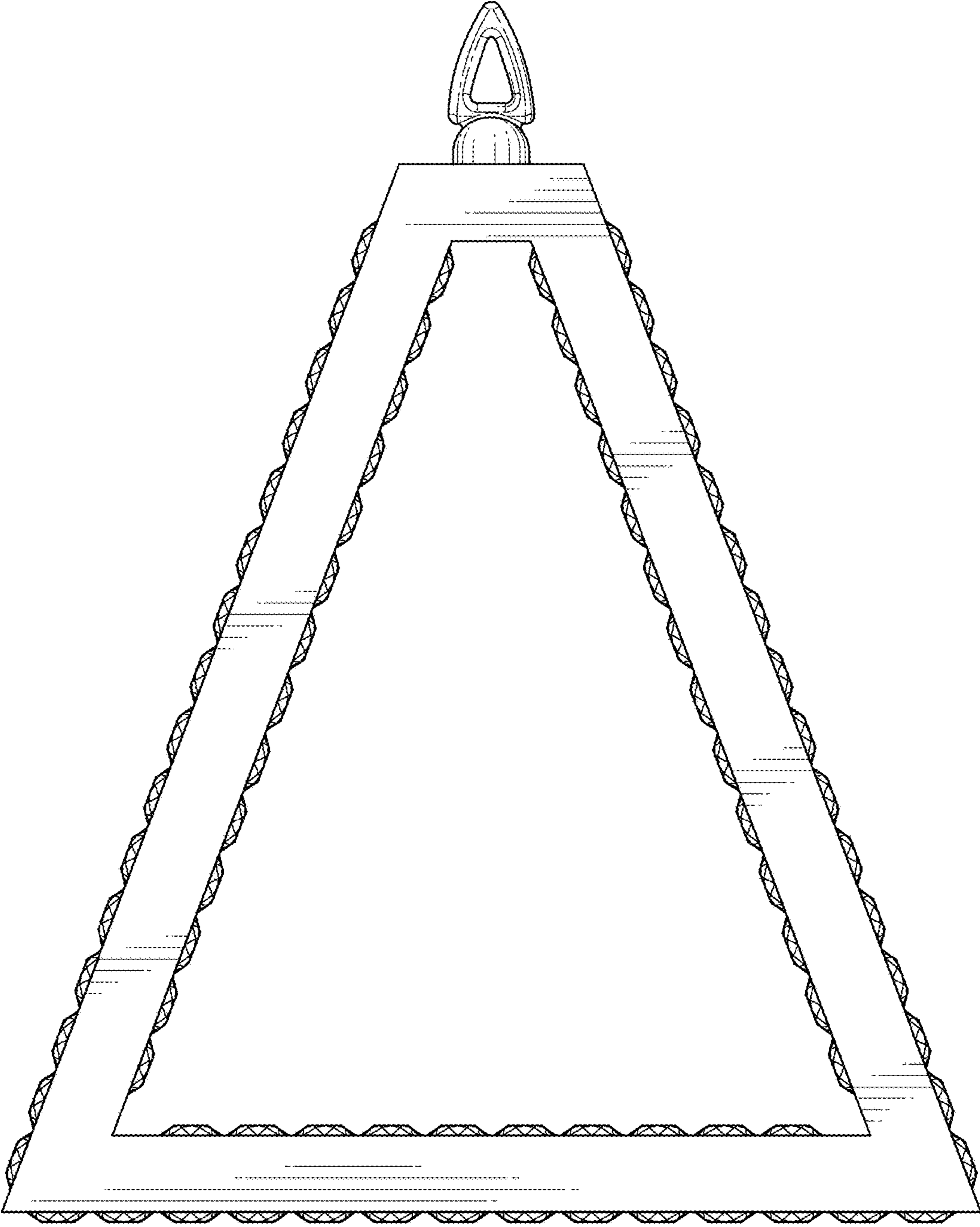


FIG. 3

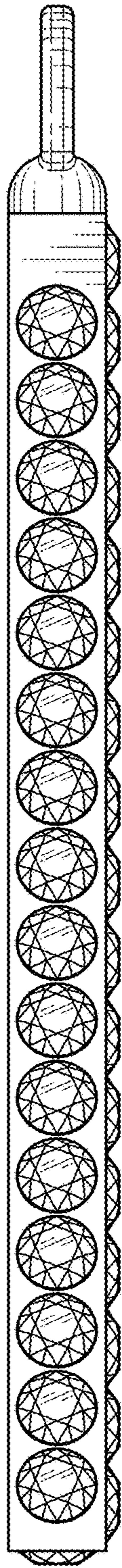


FIG. 4

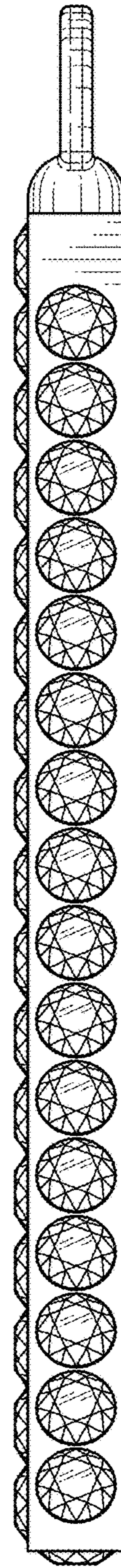


FIG. 5

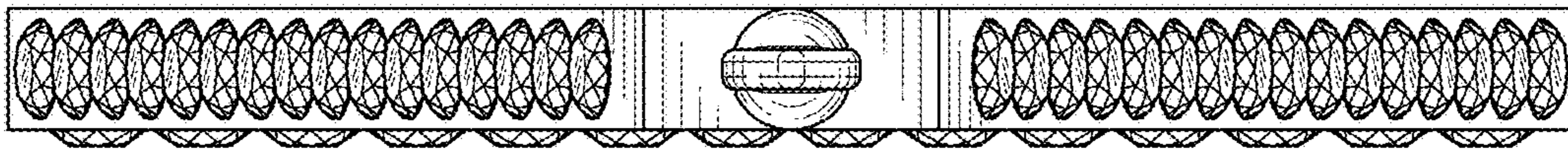


FIG. 6

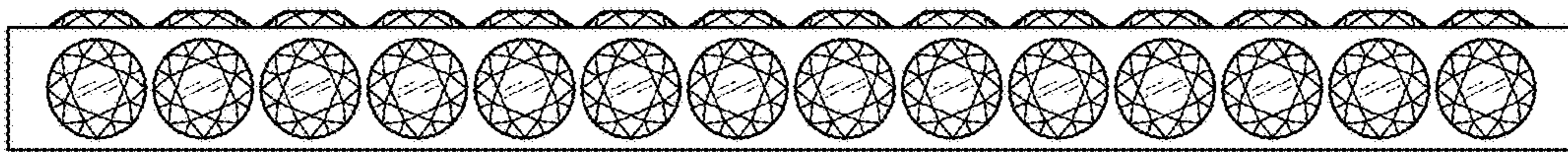


FIG. 7