

US00D832716S

(12) **United States Design Patent** (10) **Patent No.:** **US D832,716 S**
Zinovieff et al. (45) **Date of Patent:** **** Nov. 6, 2018**

- (54) **RAZOR PACKAGE**
- (71) Applicant: **The Gillette Company LLC**, Boston, MA (US)
- (72) Inventors: **Vladimir Zinovieff**, Grand-Saconnex (CH); **Jordan Lee Wright**, Highland Heights, KY (US)
- (73) Assignee: **The Gillette Company LLC**, Boston, MA (US)
- (**) Term: **15 Years**
- (21) Appl. No.: **29/603,976**
- (22) Filed: **May 15, 2017**
- (51) **LOC (11) Cl.** **09-01**
- (52) **U.S. Cl.**
USPC **D9/600; D9/457**
- (58) **Field of Classification Search**
USPC D3/270, 271.1–271.4; D7/510, 514–520, D7/599, 604, 613, 619.2, 623, 628; D9/600, 414–434, 455–457, 499; 206/457, 459.5, 527; 215/381–384, 400; D14/485, 492; D20/11, 23–25, 27, 29–30
CPC B65D 5/4258; B65D 81/60; B65D 81/365; B65D 81/366; B65D 81/368; B65D 2203/00; B65D 2203/02; B65D 67/00; A63H 33/16
See application file for complete search history.

D617,386 S *	6/2010	Heinke	D20/27
D617,843 S *	6/2010	Heinke	D20/23
D621,275 S *	8/2010	Marotti	D9/600
D646,566 S *	10/2011	Graham	D9/434
D646,567 S *	10/2011	Graham	D9/434
D649,042 S *	11/2011	Graham	D9/434
D650,668 S *	12/2011	Graham	D9/434
D653,108 S *	1/2012	Graham	D9/434
D661,428 S *	6/2012	Lukan	D14/492
D662,141 S *	6/2012	Helly	D20/27
D662,414 S *	6/2012	Graham	D9/434
D674,692 S *	1/2013	Chase	D9/434
D677,335 S *	3/2013	Murphy	D20/23
D684,862 S *	6/2013	DiFranza	D9/434
D745,393 S *	12/2015	Robinson	D9/434
D752,980 S *	4/2016	Marcinkowski	D9/457
D756,224 S *	5/2016	Damon	D9/457
D759,496 S *	6/2016	Damon	D9/434
D764,919 S *	8/2016	Damon	D9/457

* cited by examiner

Primary Examiner — Sandra L Morris

(74) *Attorney, Agent, or Firm* — Joanne N. Pappas; Kevin C. Johnson

(57) **CLAIM**

The ornamental design for a razor package, as shown and described.

DESCRIPTION

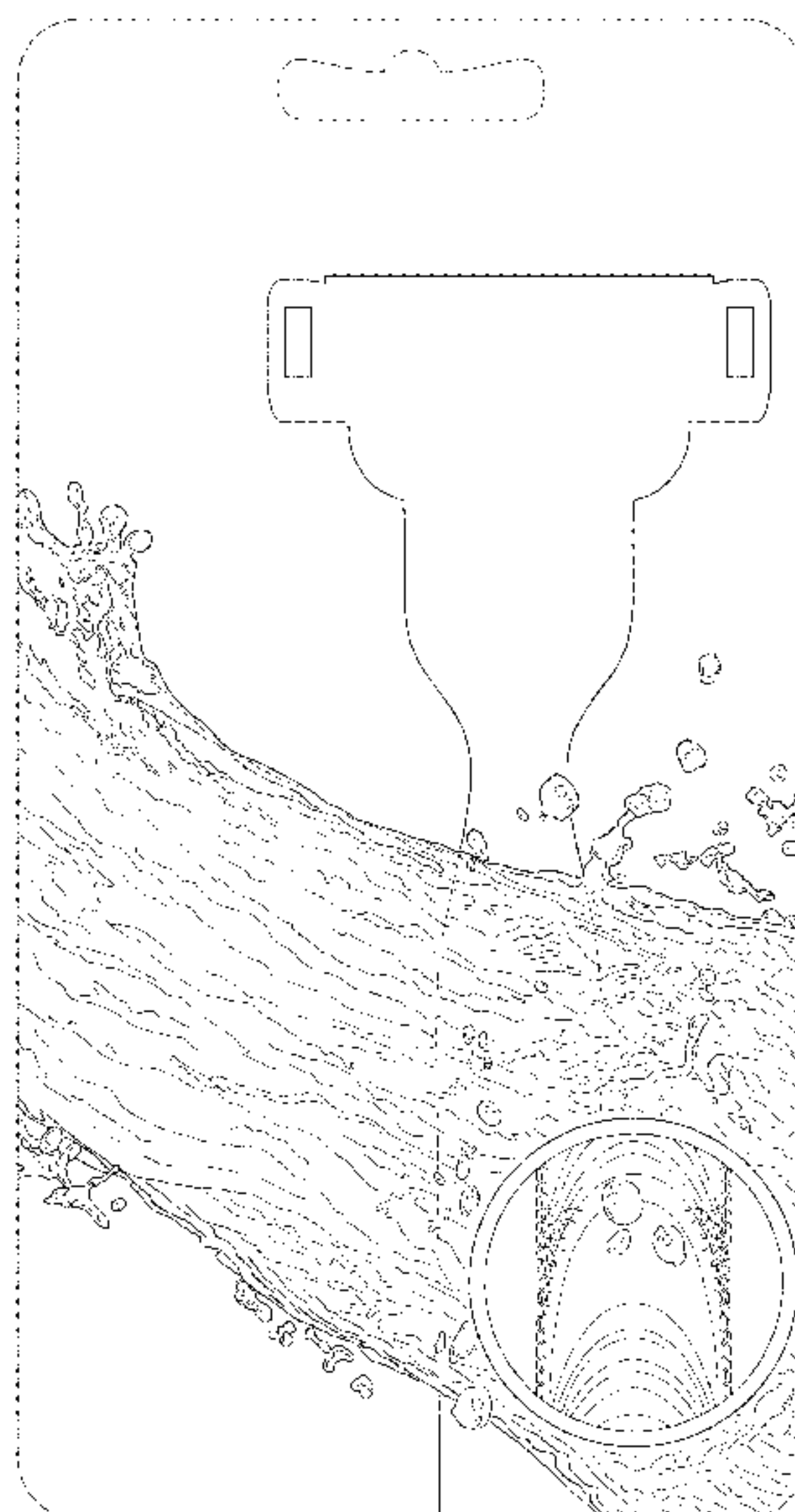
FIG. 1 is a perspective view of a razor package of the present invention;
FIG. 2 is a front view of the razor package of FIG. 1;
FIG. 3 is a back view of the razor package of FIG. 1;
FIG. 4 is a right side view of the razor package of FIG. 1;
FIG. 5 is a left side view of the razor package of FIG. 1;
FIG. 6 is a top view of the razor package of FIG. 1; and,
FIG. 7 is a bottom view of the razor package of FIG. 1.
Further, the dash broken lines are shown for illustrative purposes only and form no part of the claimed design.

1 Claim, 4 Drawing Sheets

(56) **References Cited**

U.S. PATENT DOCUMENTS

D140,559 S *	3/1945	Clark	D9/600
D427,067 S *	6/2000	Miller	D9/434
D524,654 S *	7/2006	Harada	D9/457
D531,021 S *	10/2006	Ashby	D9/415
D543,110 S *	5/2007	Harada	D9/457
D607,328 S *	1/2010	Himeda	D9/457






FIG. 1




FIG. 2



FIG. 3

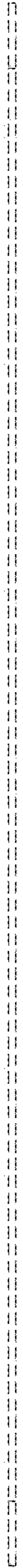


FIG. 4

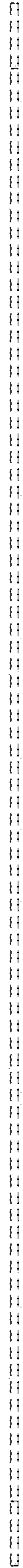


FIG. 5

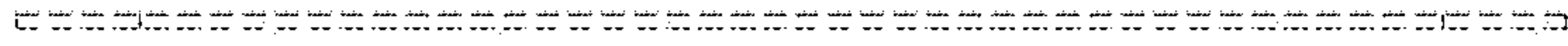


FIG. 6




FIG. 7