



US00D832714S

(12) **United States Design Patent** (10) **Patent No.:** **US D832,714 S**
Matauch (45) **Date of Patent:** **** Nov. 6, 2018**

- (54) **BOTTLE**
- (71) Applicant: **Anchor Hocking, LLC**, Lancaster, OH (US)
- (72) Inventor: **Daniel A. Matauch**, Northville, MI (US)
- (73) Assignee: **ANCHOR HOCKING, LLC**, Columbus, OH (US)

- D530,207 S 10/2006 Brandt et al.
- D544,365 S * 6/2007 Werner D9/520
- D545,213 S * 6/2007 Werner D9/520
- D553,000 S * 10/2007 Barbagli D9/571
- D555,489 S 11/2007 Corrado
- D596,491 S 7/2009 Rica
- D601,428 S 10/2009 Rica
- D612,242 S 3/2010 Rica
- D630,100 S * 1/2011 Wanet D9/544
- D632,580 S 2/2011 Yourist

(Continued)

(**) Term: **15 Years**

(21) Appl. No.: **29/594,090**

(22) Filed: **Feb. 15, 2017**

(51) **LOC (11) Cl.** **09-01**

(52) **U.S. Cl.**
USPC **D9/574**; D9/544

(58) **Field of Classification Search**
USPC D9/516, 544, 560, 572-574
CPC B65D 1/00; B65D 1/02; B65D 1/0223;
B65D 23/00; B65D 81/00; B65D
2501/00; B65D 2501/0009; B65D
2501/0081

See application file for complete search history.

(56) **References Cited**

U.S. PATENT DOCUMENTS

- D25,402 S * 4/1896 Nelson D9/544
- D207,130 S 3/1967 Drucker
- D213,041 S * 12/1968 Stehl D9/529
- D214,420 S 6/1969 Osborn
- D236,430 S 8/1975 Strand
- D256,430 S 8/1980 Pena
- D260,367 S * 8/1981 Grip D9/571
- D260,610 S * 9/1981 Grip D9/571
- D271,377 S 11/1983 Klim
- D272,319 S 1/1984 Dourthe
- D277,078 S 1/1985 Dourthe
- D343,580 S * 1/1994 Reynaud D9/520
- D432,427 S * 10/2000 Shanahan D9/544

OTHER PUBLICATIONS

“Short Blake.” and “Tall Blake.”, Flint Glass Bottle List, Illustrated Catalog and Price List, Illinois Glass Company, Perrin & Smith Print, © 1901, p. 27, USPTO Design Library, D9 section.*

(Continued)

Primary Examiner — Dana Meyrow

(74) *Attorney, Agent, or Firm* — Tucker Ellis LLP; Carlos Garritano

(57) **CLAIM**

The ornamental design for a bottle, as shown and described.

DESCRIPTION

FIG. 1 is a top perspective view of a bottle showing the new design.

FIG. 2 is a bottom perspective view thereof.

FIG. 3 is a front view thereof.

FIG. 4 is a rear view thereof.

FIG. 5 is a side view thereof.

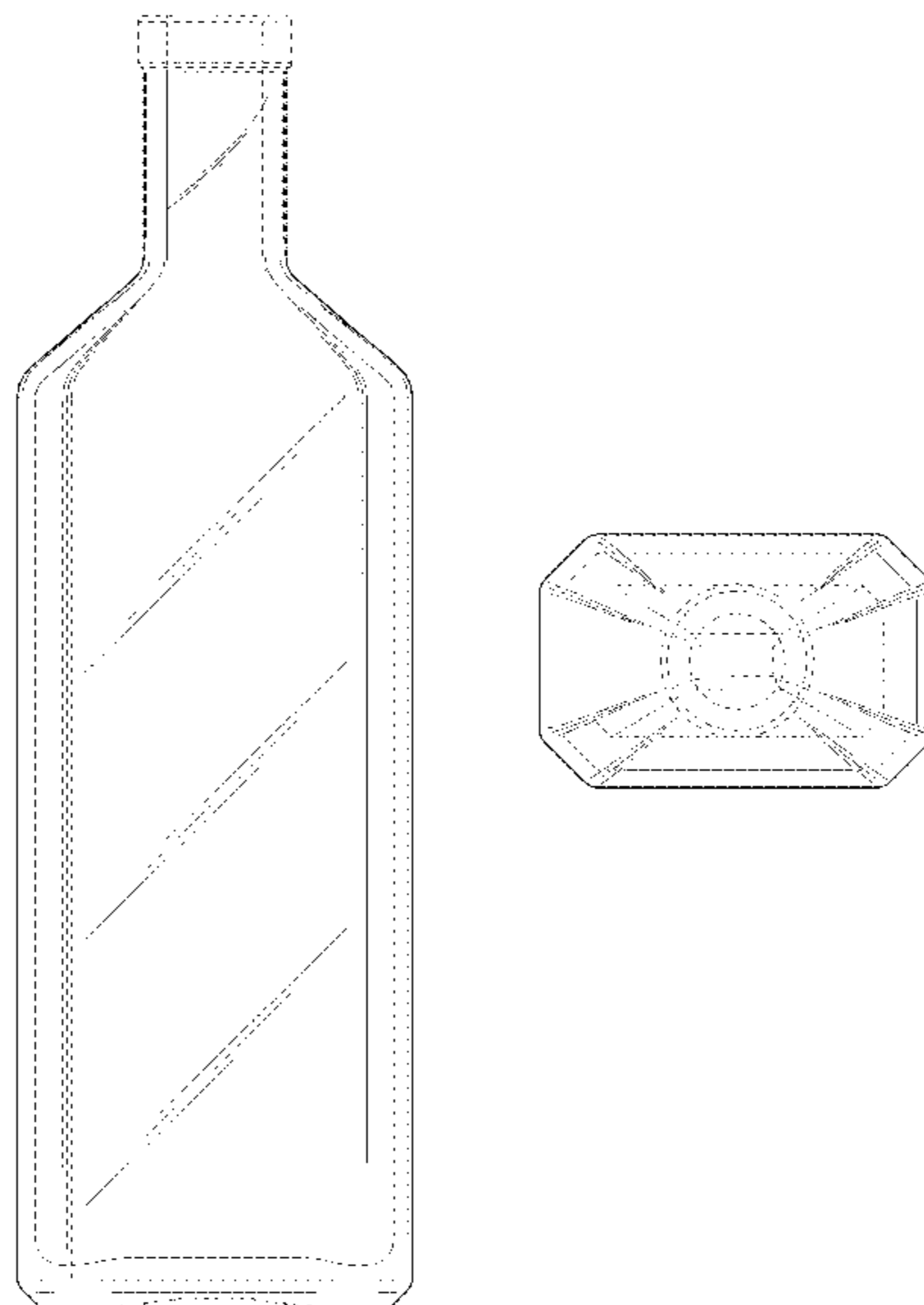
FIG. 6 is a side view thereof, opposite to the side view of FIG. 5.

FIG. 7 is a top view thereof; and,

FIG. 8 is a bottom view thereof.

The broken lines in the drawings illustrate portions of the bottle that form no part of the claimed design.

1 Claim, 5 Drawing Sheets



(56)

References Cited

U.S. PATENT DOCUMENTS

D653,113 S	1/2012	Yourist	
D658,995 S	5/2012	Potts	
D660,703 S	5/2012	Barsoumian et al.	
D661,587 S	6/2012	Rodriguez	
D695,070 S	12/2013	Strobel et al.	
D697,417 S *	1/2014	Maczassek	D9/544
D700,843 S	3/2014	Shaw	
D701,768 S	4/2014	Baker	
D717,171 S	11/2014	Delacourt et al.	
D718,139 S	11/2014	Ahlgren et al.	
D718,630 S	12/2014	Shaw	
D719,029 S	12/2014	Tiet	
D719,455 S *	12/2014	Perez-Cabrera	D9/559
D774,915 S	12/2016	Seys	

OTHER PUBLICATIONS

Design U.S. Appl. No. 29/594,084, filed Feb. 15, 2017.

Design U.S. Appl. No. 29/594,086, filed Feb. 15, 2017.

* cited by examiner

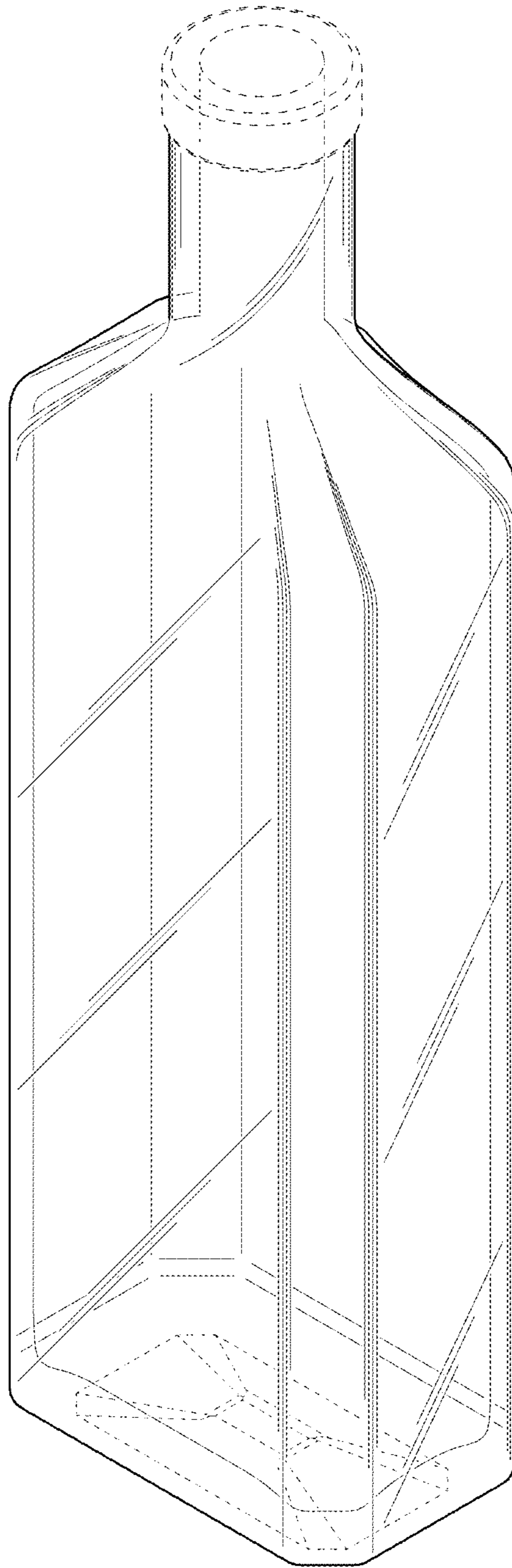


FIG. 1

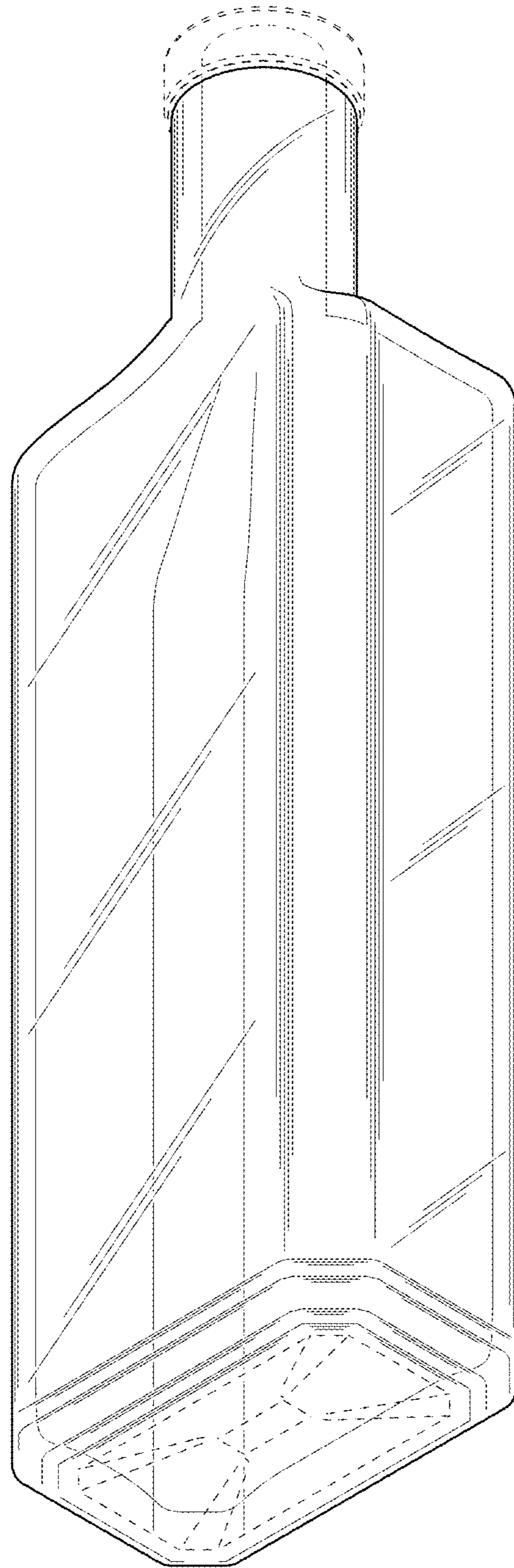


FIG. 2

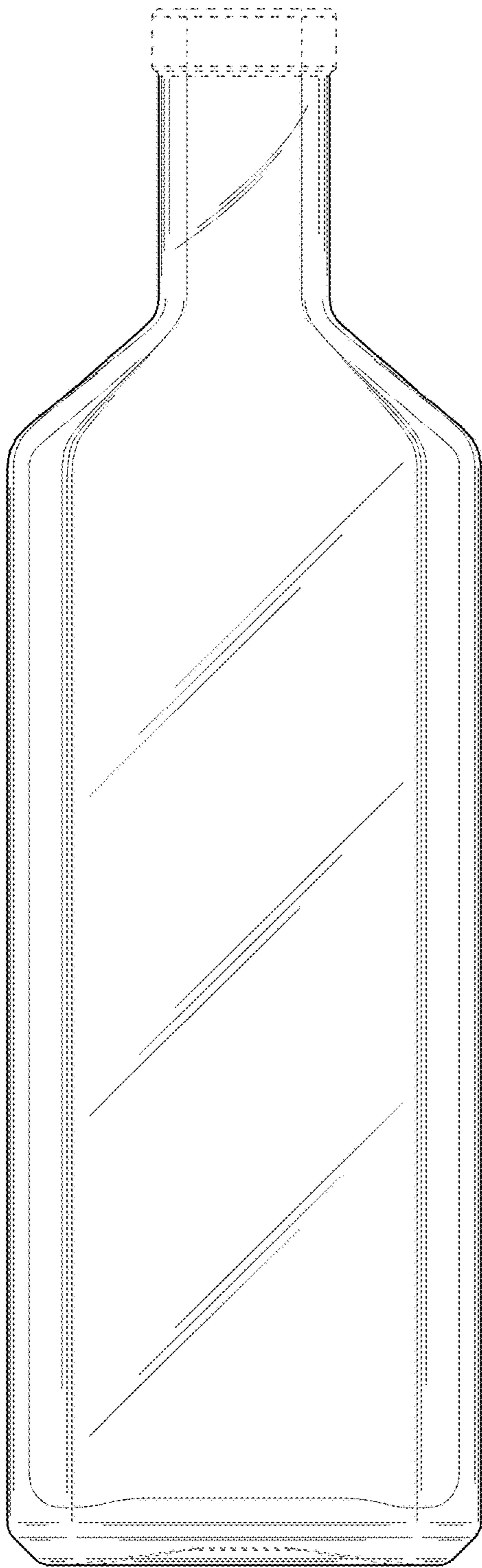


FIG. 3

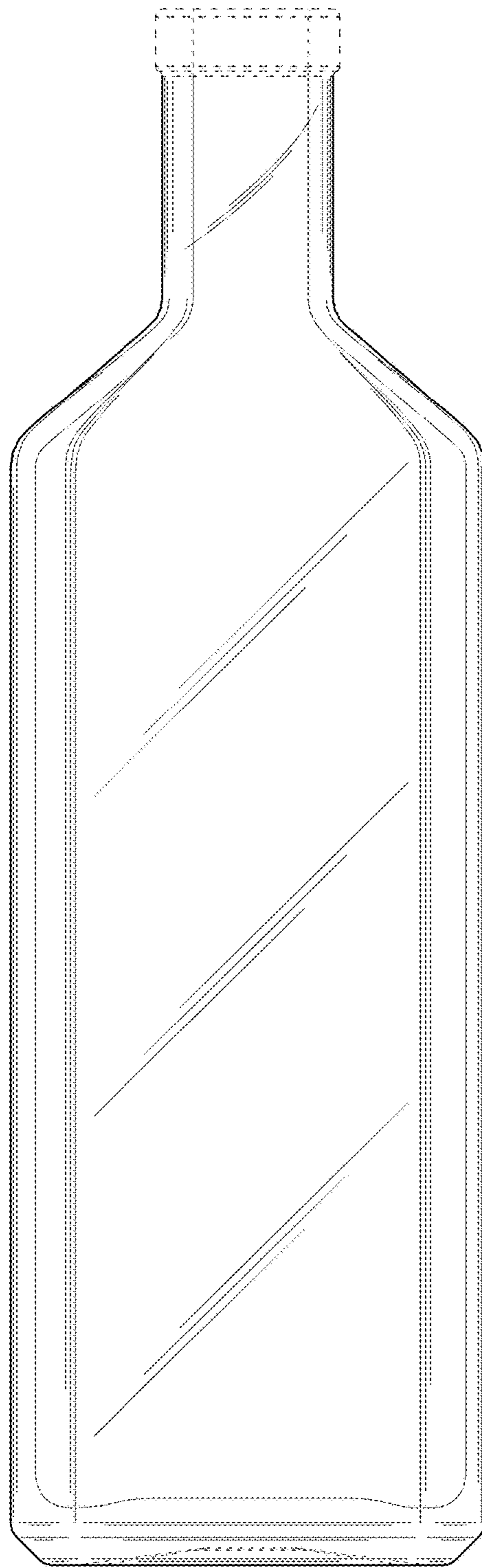


FIG. 4

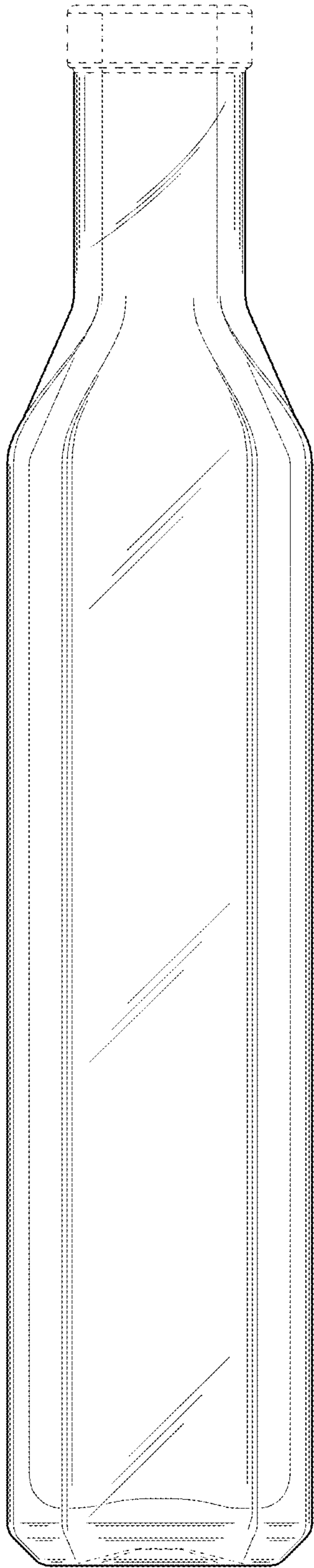


FIG. 5

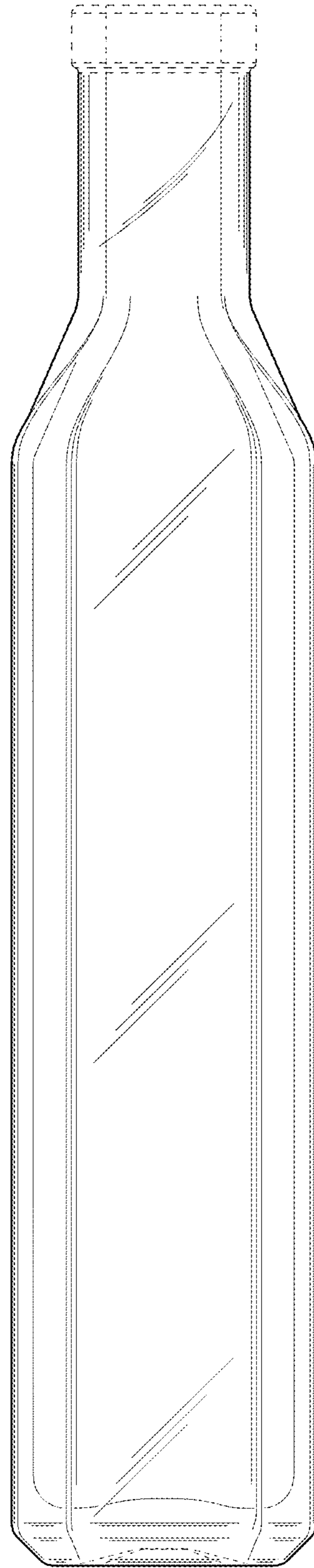


FIG. 6

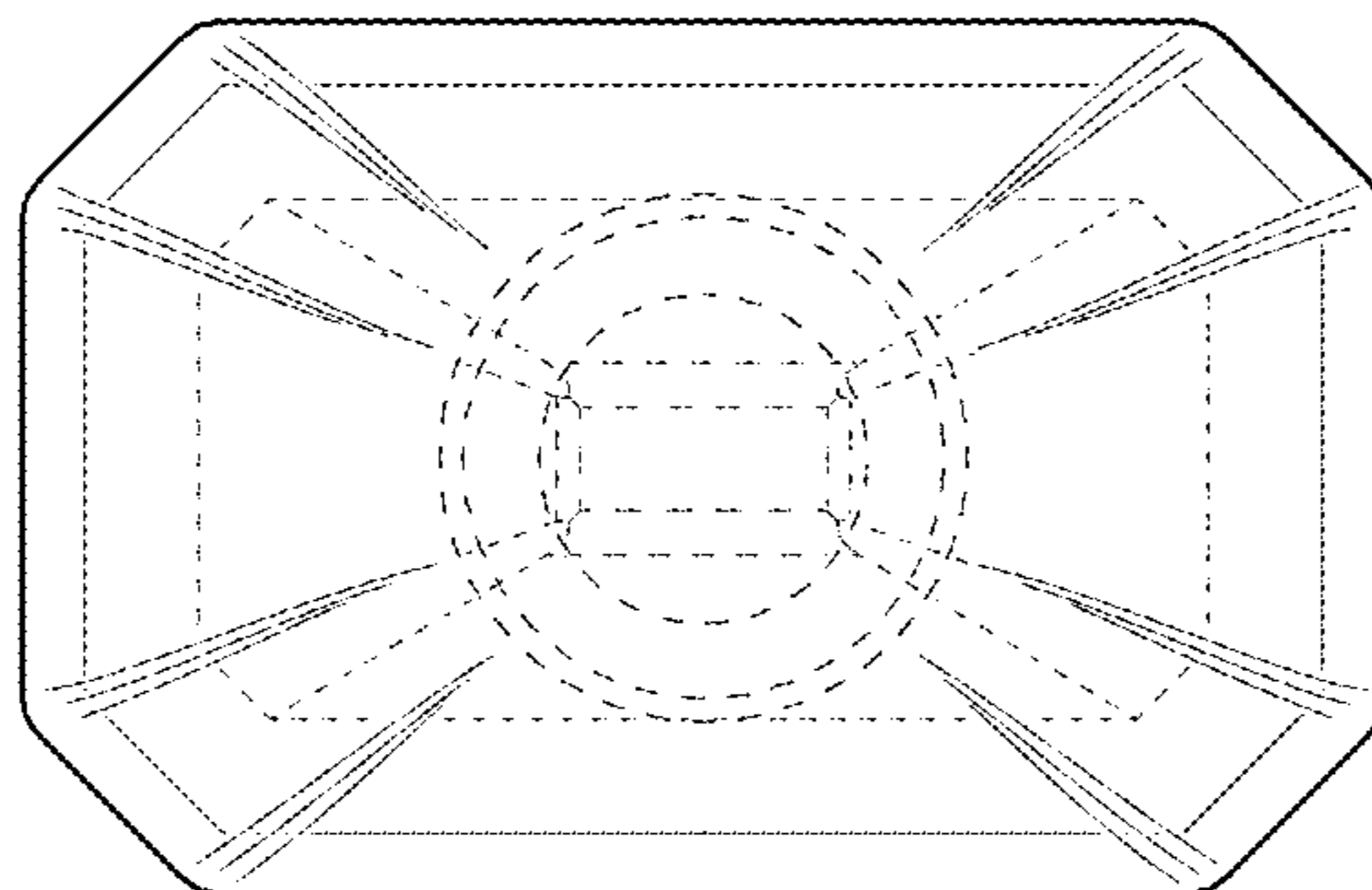


FIG. 7

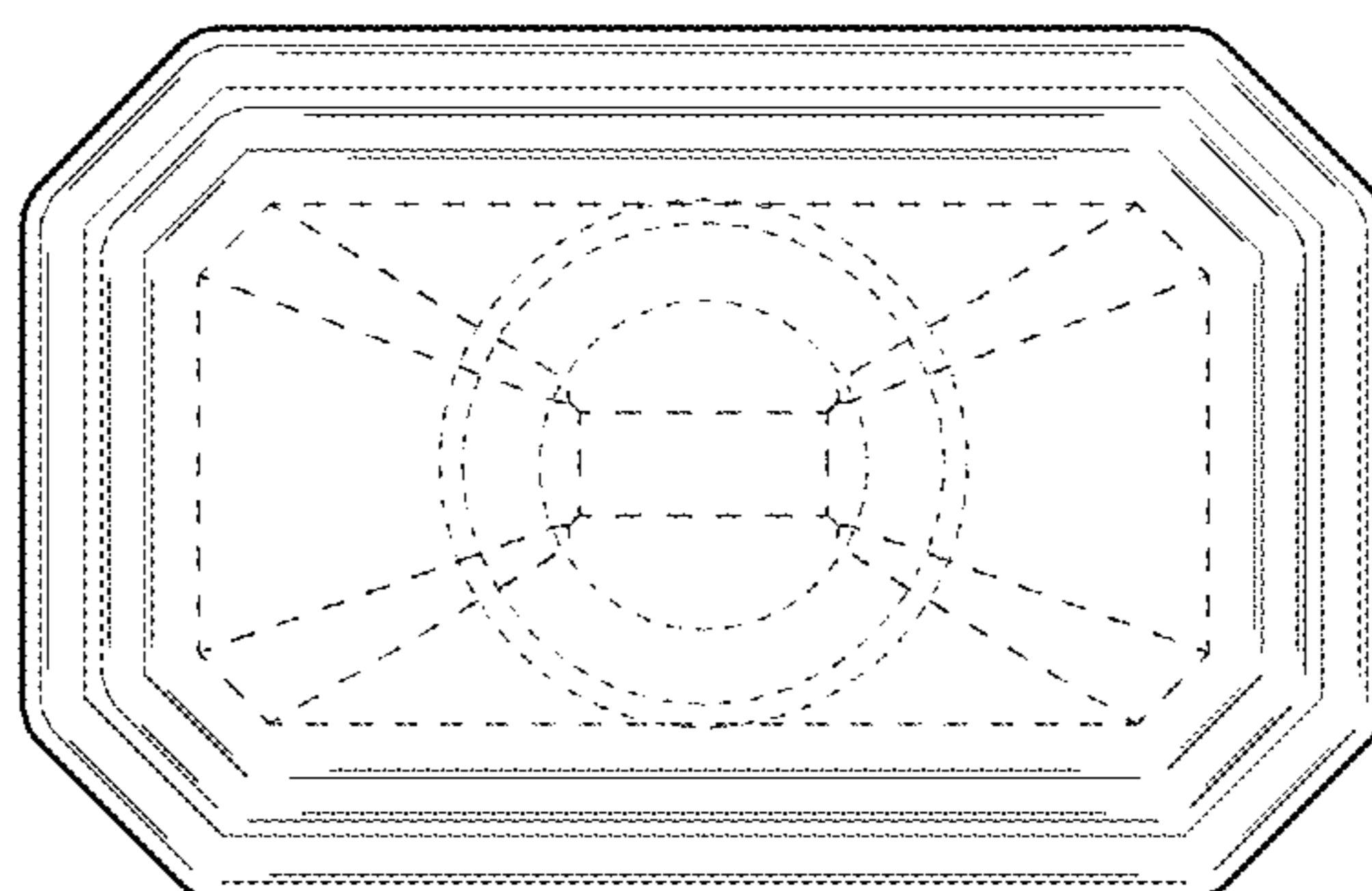


FIG. 8