



US00D832695S

(12) **United States Design Patent** (10) **Patent No.:** **US D832,695 S**  
**Barczak et al.** (45) **Date of Patent:** **\*\* Nov. 6, 2018**

(54) **FOOD PACKAGING**

(71) Applicant: **Smithfield Packaged Meats Corp.**,  
Smithfield, VA (US)

(72) Inventors: **Kathleen Ann Barczak**, Greendale, WI  
(US); **Michael Reitz**, Cudahy, WI (US);  
**Carol Damit**, Kenosha, WI (US)

(73) Assignee: **SMITHFIELD PACKAGED MEATS  
CORP.**, Smithfield, VA (US)

(\*\*) Term: **15 Years**

(21) Appl. No.: **29/589,282**

(22) Filed: **Dec. 29, 2016**

(51) **LOC (11) Cl.** ..... **09-03**

(52) **U.S. Cl.**  
USPC ..... **D9/416**

(58) **Field of Classification Search**  
USPC ..... D9/702-714, 430-434, 423, 499;  
D3/303, 202, 205, 221, 226, 246, 240,  
D3/304-315, 201, 276; 383/6, 105-120,  
383/127, 10; 220/915.1, 915.2, 592.01,  
220/773, 755; D7/601, 605-607,  
D7/709-710, 393, 394, 395, 602, 622,  
D7/624.2; 206/139, 428, 488, 427, 433,  
206/434, 432; 229/117.19, 116.5, 923,  
229/87.03, 87.18, 87.19, 117.09;  
150/100, 107; 493/226; 215/399, 396  
CPC ... B65D 1/00; B65D 1/22; B65D 1/44; B65D  
33/00; B65D 33/12; B65D 33/16; B65D  
31/00; B65D 31/10; B65D 5/00; B65D  
5/06; A45C 1/00; A45C 1/02; A45C 3/06;  
A45C 3/00; A45C 3/10

See application file for complete search history.

(56) **References Cited**

U.S. PATENT DOCUMENTS

D278,974 S *	5/1985	Ray .....	D9/434
D504,622 S *	5/2005	Takahashi .....	D9/707
D727,169 S *	4/2015	Pease .....	D9/708
9,254,940 B2	2/2016	Bray .....	
D794,474 S *	8/2017	Pape .....	D9/710
D796,342 S *	9/2017	Ross .....	D9/705
D799,983 S *	10/2017	Haughton .....	D9/707
2013/0202226 A1	8/2013	Hartzfield .....	

\* cited by examiner

*Primary Examiner* — Abraham Bahta

(74) *Attorney, Agent, or Firm* — Hunton Adrews Kurth  
LLP

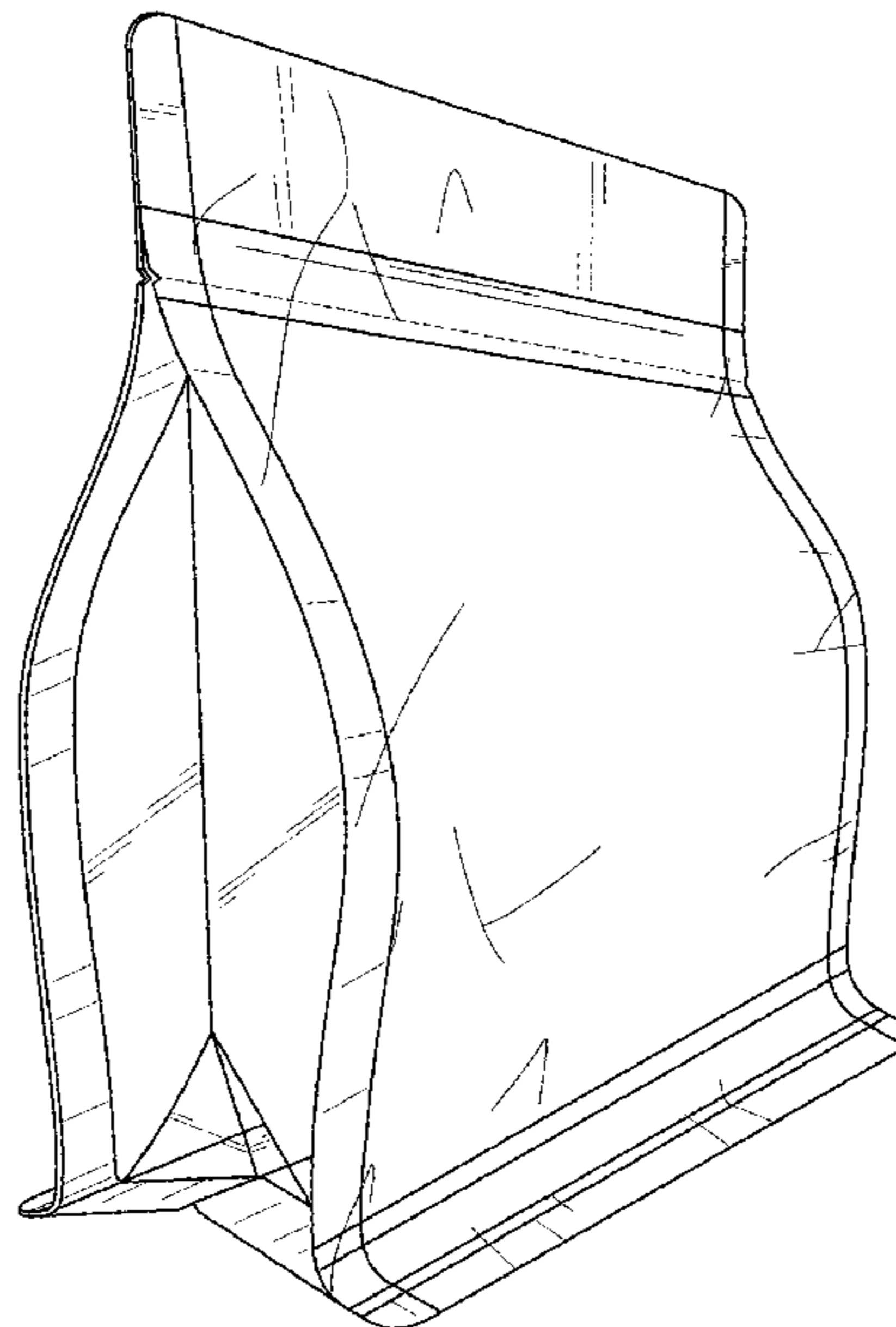
(57) **CLAIM**

We claim the ornamental design for food packaging, as shown and described.

**DESCRIPTION**

FIG. 1 is a left perspective view of the food packaging.  
FIG. 2 is a front elevational view thereof.  
FIG. 3 is a back elevational view thereof.  
FIG. 4 is a left side view thereof.  
FIG. 5 is a right side view thereof.  
FIG. 6 is a top end view thereof.  
FIG. 7 is a bottom end view thereof; and,  
FIG. 8 is a left perspective view of the food packaging with food items inside.  
The broken lines in the drawings illustrate the portions of the design that form no part of the claim.

**1 Claim, 7 Drawing Sheets**



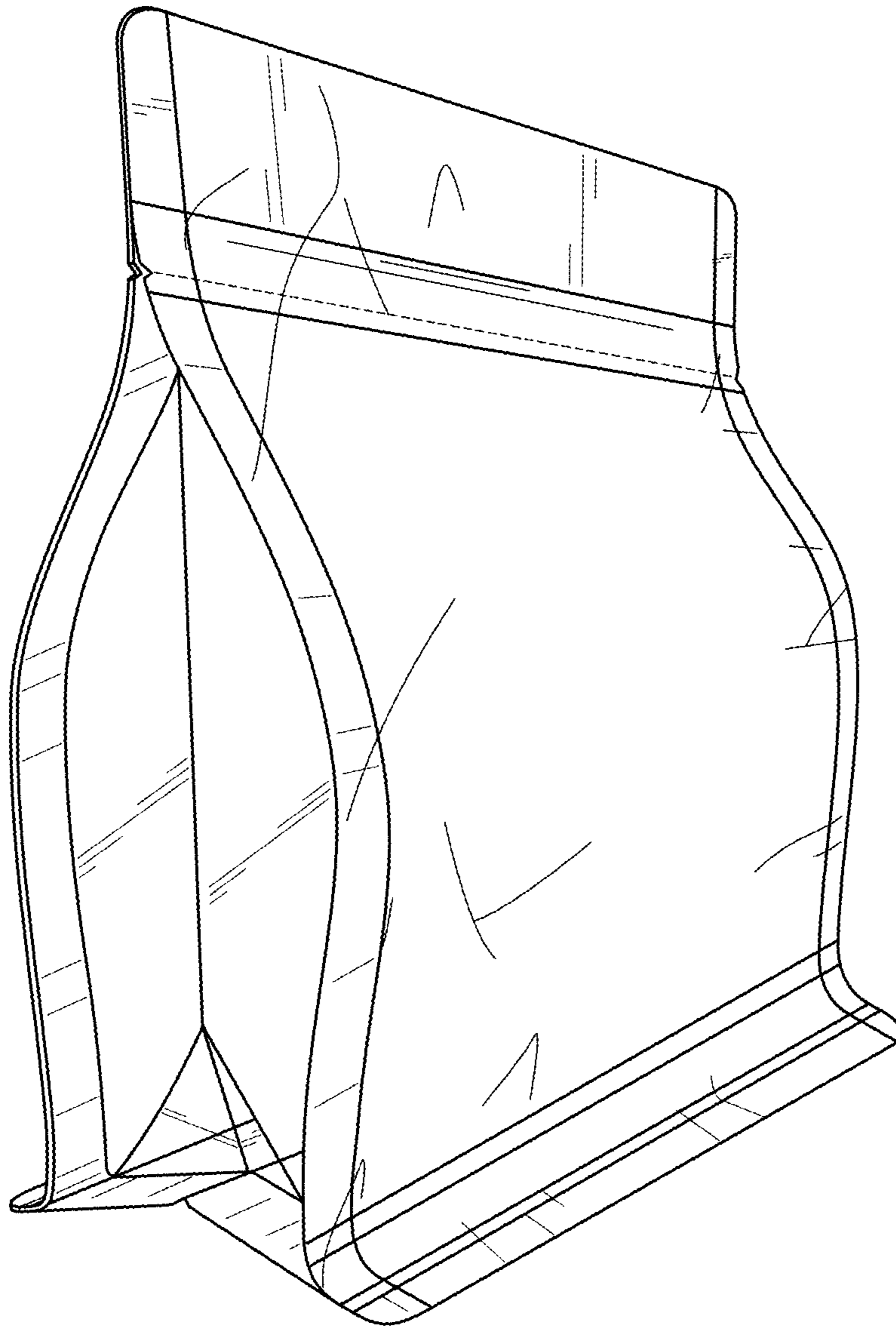


FIGURE 1




FIGURE 2




FIGURE 3

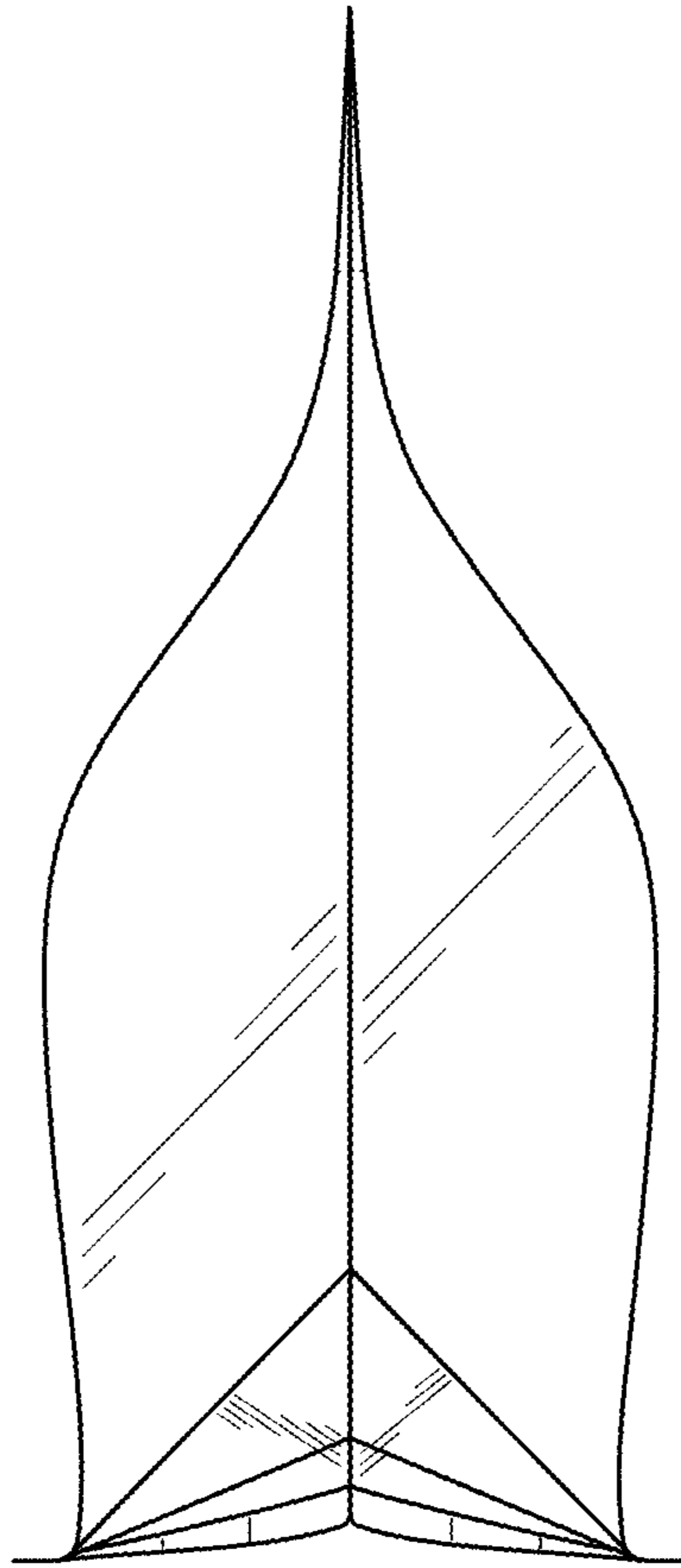


FIGURE 4

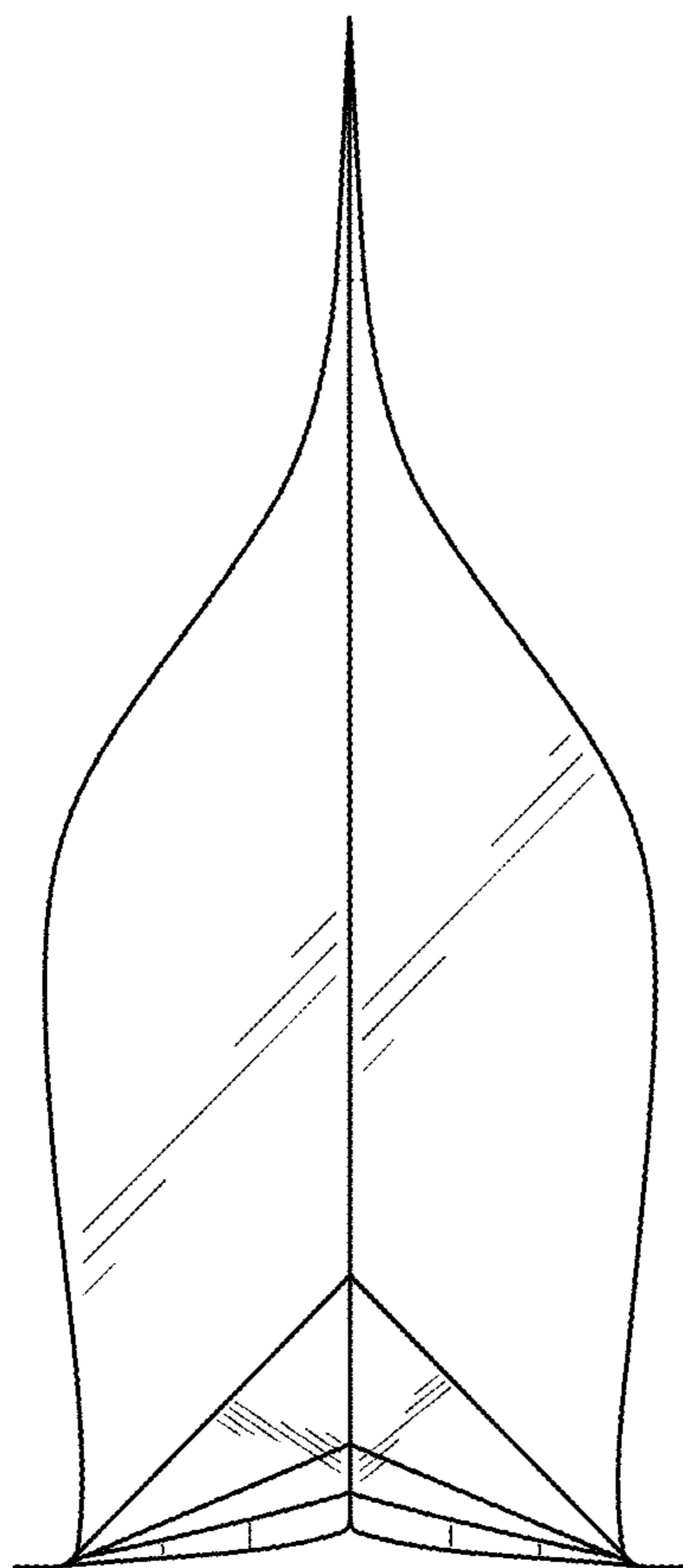


FIGURE 5

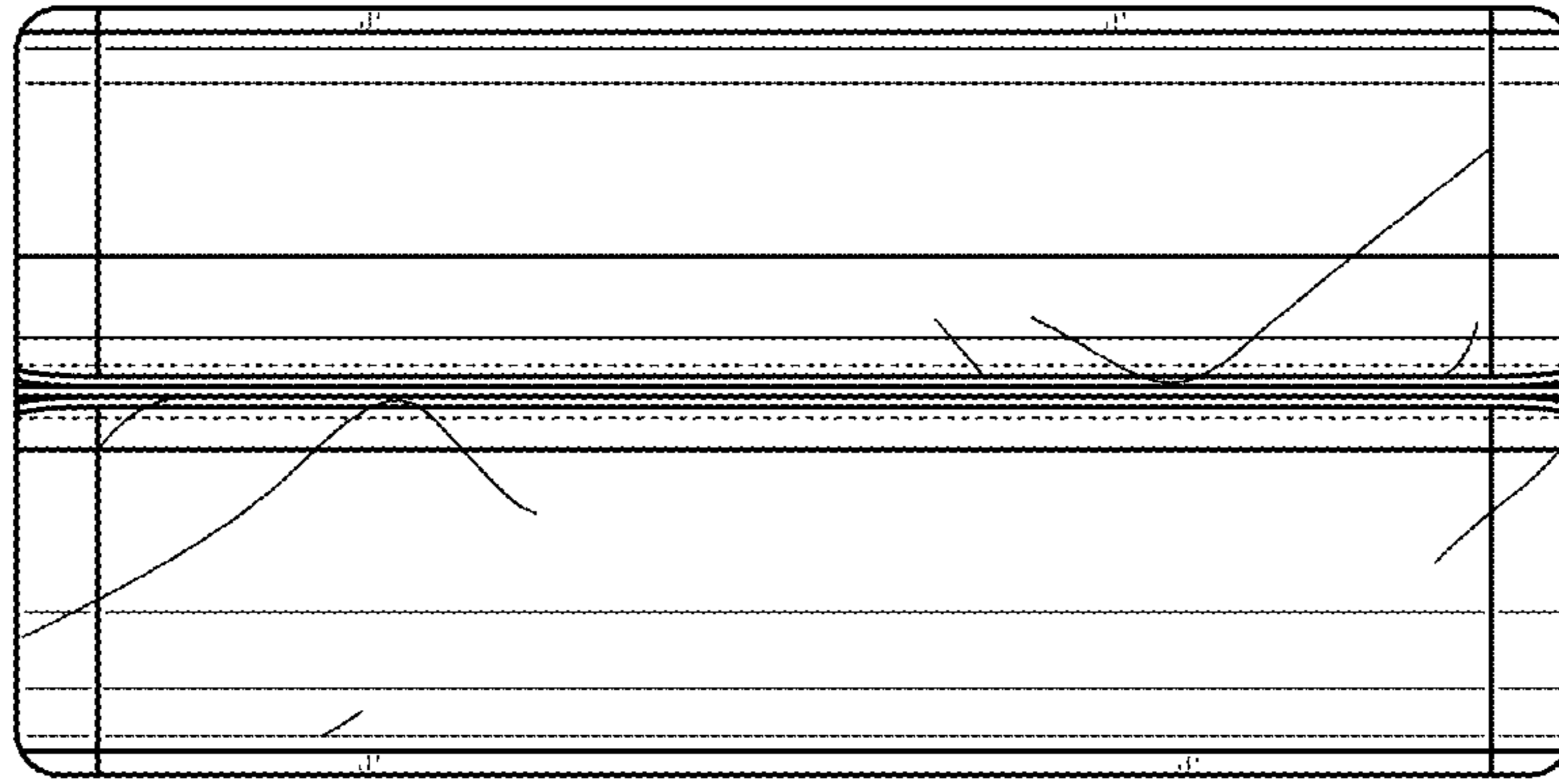


FIGURE 6

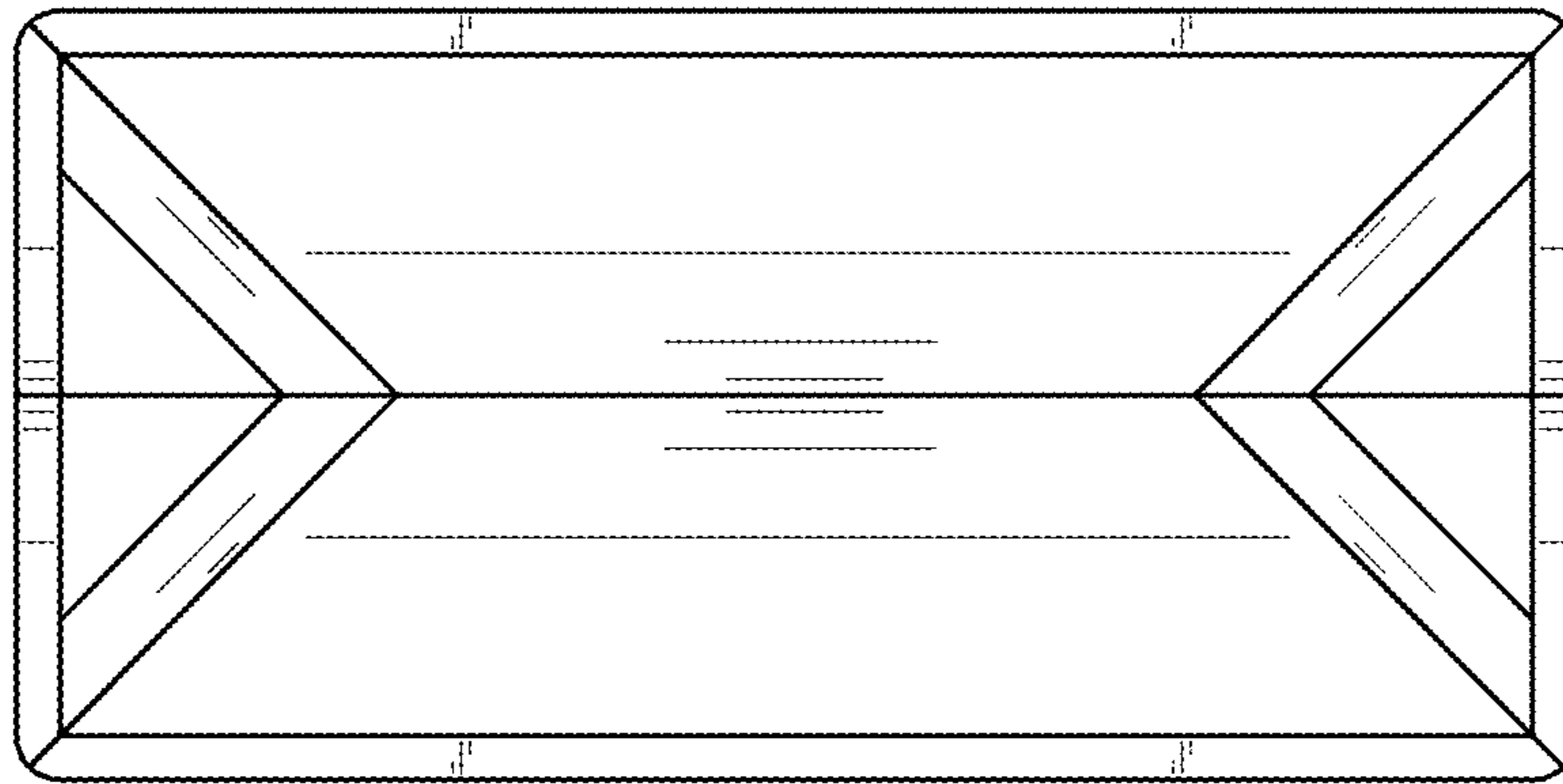


FIGURE 7

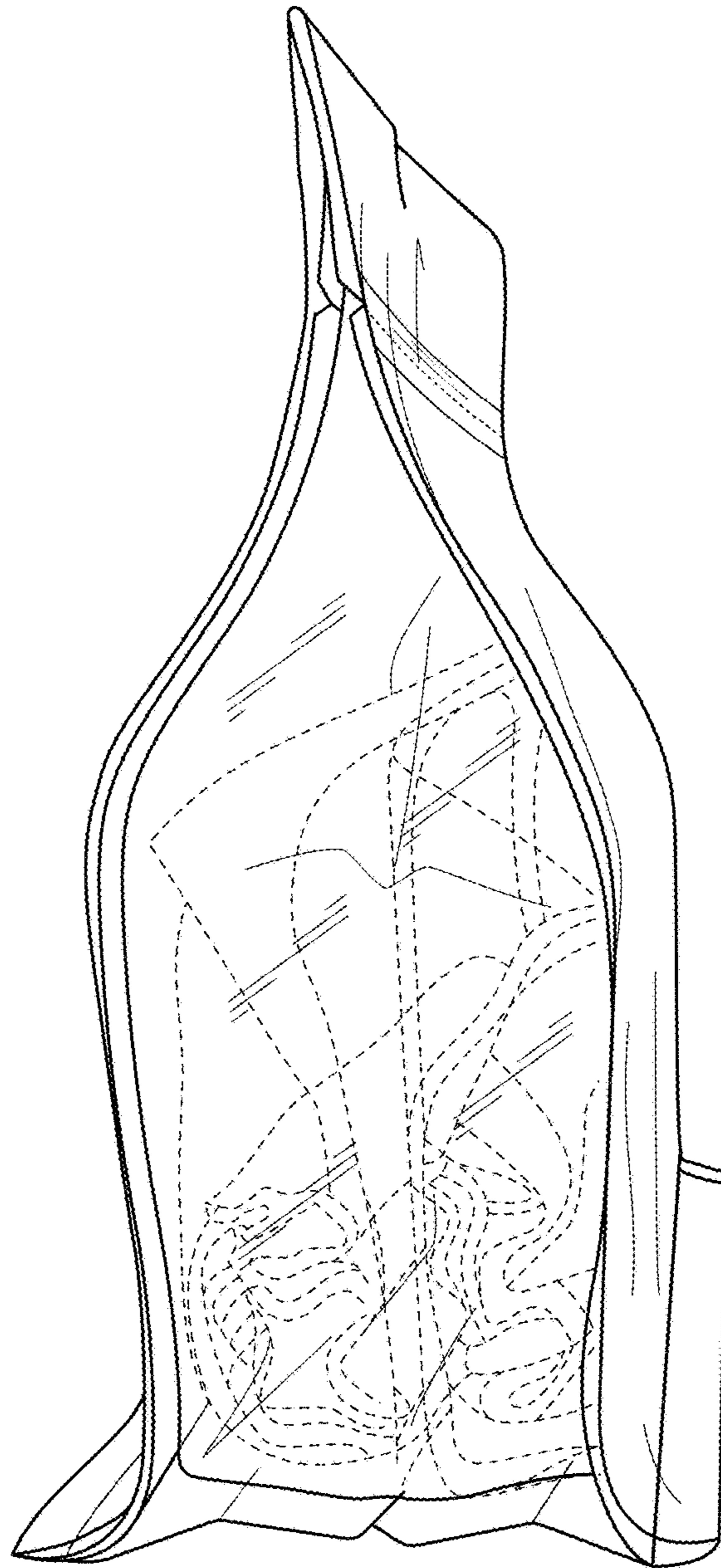


FIGURE 8