



US00D832682S

(12) **United States Design Patent** (10) **Patent No.:** **US D832,682 S**  
**Ebersole** (45) **Date of Patent:** **\*\* Nov. 6, 2018**

(54) **HOOK SUPPORT**  
(71) Applicant: **The Invention Club, LLC,**  
Mechanicsburg, PA (US)  
(72) Inventor: **Jonathan Scott Ebersole,**  
Mechanicsburg, PA (US)  
(73) Assignee: **The Invention Club, LLC,**  
Mechanicsburg, PA (US)  
(\*\*) Term: **15 Years**  
(21) Appl. No.: **29/606,627**  
(22) Filed: **Jun. 6, 2017**  
(51) **LOC (11) Cl.** ..... **09-06**  
(52) **U.S. Cl.**  
USPC ..... **D8/356**  
(58) **Field of Classification Search**  
USPC ..... D8/356, 354  
CPC ..... B65H 57/16; B63B 21/045  
See application file for complete search history.

(56) **References Cited**

U.S. PATENT DOCUMENTS

|               |         |                |       |             |
|---------------|---------|----------------|-------|-------------|
| 1,371,619 A * | 3/1921  | Greenstreet    | ..... | A63H 33/06  |
|               |         |                |       | 446/124     |
| 2,229,935 A * | 1/1941  | Powers         | ..... | E04H 15/322 |
|               |         |                |       | 24/129 B    |
| 4,244,544 A * | 1/1981  | Kornat         | ..... | F16L 3/13   |
|               |         |                |       | 248/68.1    |
| 5,316,246 A * | 5/1994  | Scott          | ..... | A61M 5/1418 |
|               |         |                |       | 248/68.1    |
| D352,195 S    | 11/1994 | Rogers et al.  |       |             |
| D354,864 S    | 1/1995  | Kokenge et al. |       |             |
| 5,405,026 A   | 4/1995  | Lee et al.     |       |             |
| D372,188 S *  | 7/1996  | Van Dyke       | ..... | D8/358      |
| 5,531,416 A   | 7/1996  | Remmers        |       |             |
| 5,758,851 A   | 6/1998  | Remmers        |       |             |
| 5,910,351 A   | 6/1999  | Davis et al.   |       |             |

|                |         |               |       |              |          |
|----------------|---------|---------------|-------|--------------|----------|
| 5,954,301 A *  | 9/1999  | Joseph        | ..... | H01R 9/2416  |          |
|                |         |               |       |              | 248/68.1 |
| D419,344 S     | 1/2000  | Greene        |       |              |          |
| 6,024,333 A    | 2/2000  | Raasch et al. |       |              |          |
| 6,206,330 B1 * | 3/2001  | Oi            | ..... | F16B 37/0842 |          |
|                |         |               |       |              | 248/635  |
| 6,364,266 B1   | 4/2002  | Garvin        |       |              |          |
| D488,054 S *   | 4/2004  | Myers         | ..... | D8/356       |          |
| 6,969,036 B2   | 11/2005 | Magnusson     |       |              |          |
| 7,004,335 B2   | 2/2006  | Remmers       |       |              |          |
| D527,559 S     | 9/2006  | Remmers       |       |              |          |
| 7,185,772 B2   | 3/2007  | Remmers       |       |              |          |
| D568,254 S *   | 5/2008  | Patchett      | ..... | D13/155      |          |
| D569,234 S *   | 5/2008  | Young, IV     | ..... | D13/154      |          |
| D569,236 S *   | 5/2008  | Young, IV     | ..... | D13/154      |          |
| D569,712 S *   | 5/2008  | Young, IV     | ..... | D13/154      |          |
| D589,899 S *   | 4/2009  | Huang         | ..... | D13/147      |          |
| 7,516,930 B2   | 4/2009  | Chen          |       |              |          |
| D596,128 S *   | 7/2009  | Hung          | ..... | D13/147      |          |
| D617,741 S *   | 6/2010  | Fennell       | ..... | D13/154      |          |
| 7,726,619 B2   | 6/2010  | Lien          |       |              |          |

(Continued)

Primary Examiner — Cynthia R Underwood  
(74) Attorney, Agent, or Firm — Hooker & Habib, P.C.

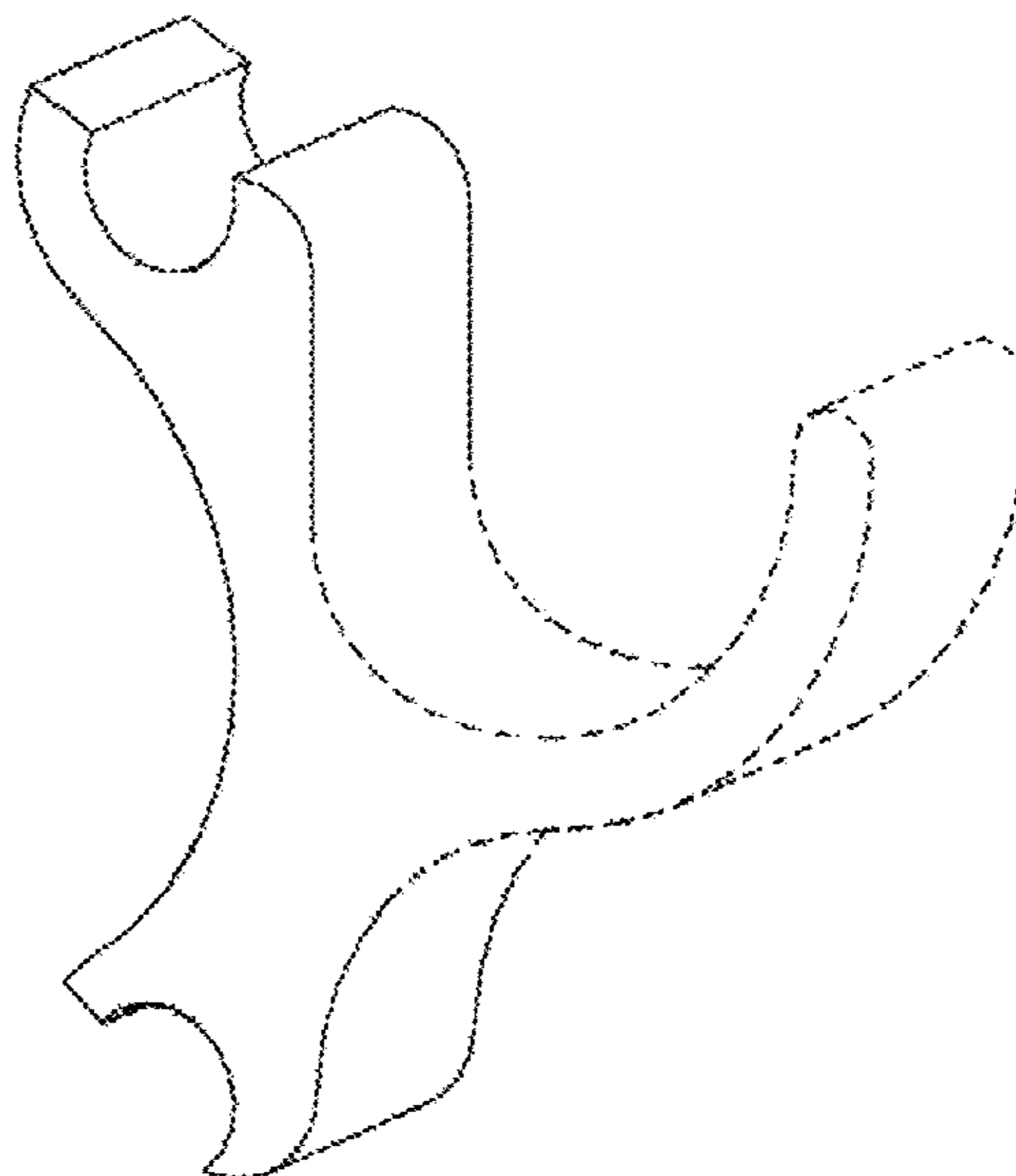
(57) **CLAIM**

The ornamental design for a hook support, as shown and described.

**DESCRIPTION**

FIG. 1 is a top right perspective view of the hook support; FIG. 2 is a top view thereof; FIG. 3 bottom view thereof; FIG. 4 is a front view thereof; FIG. 5 is a rear view thereof; and, FIG. 6 is a right side view of the hook support shown in FIG. 1, with the left side view being a mirror-image. The broken line portions of the figures are included to show unclaimed subject matter only and form no part of the claimed design.

**1 Claim, 2 Drawing Sheets**





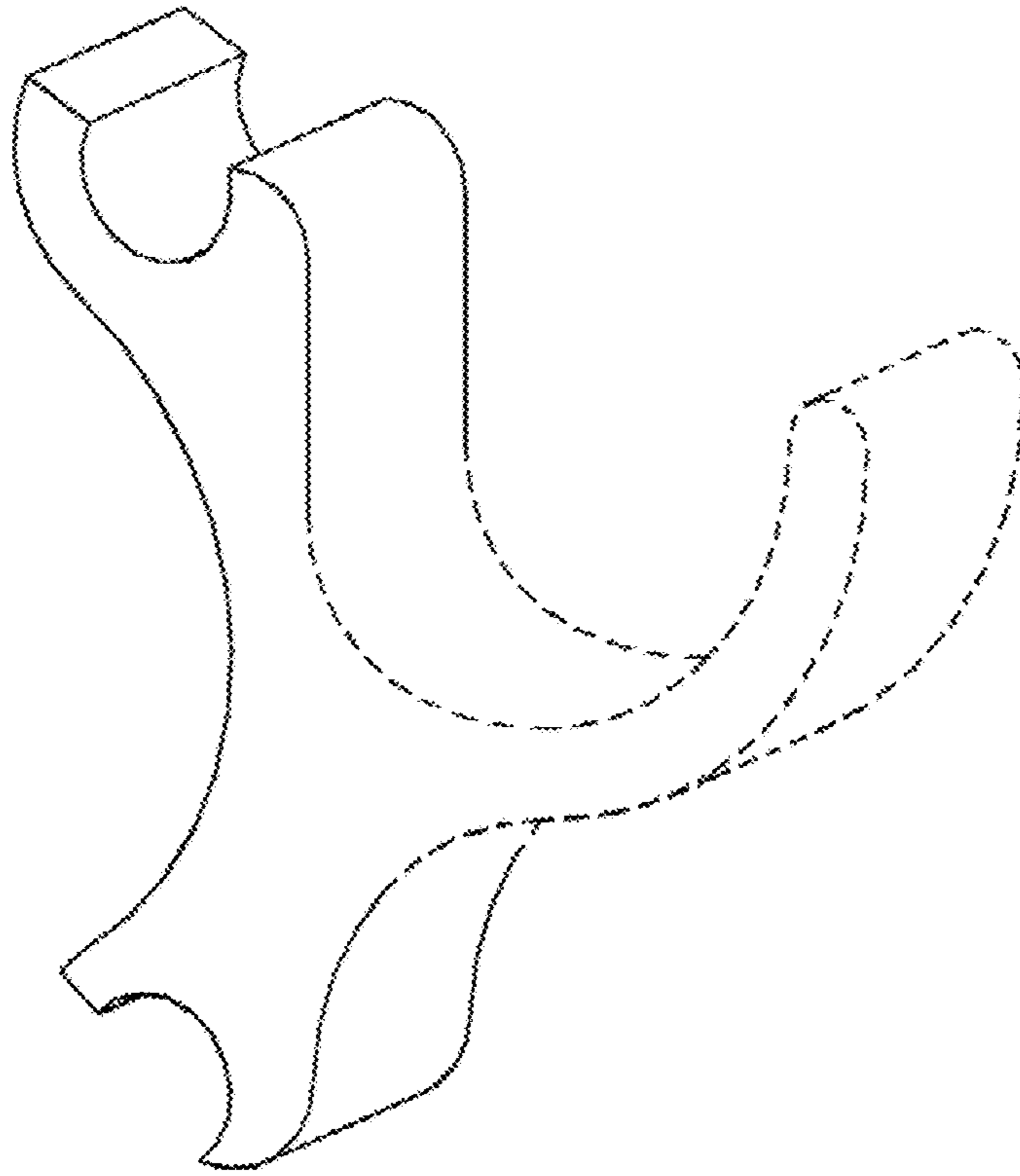


Fig. 1




Fig. 2






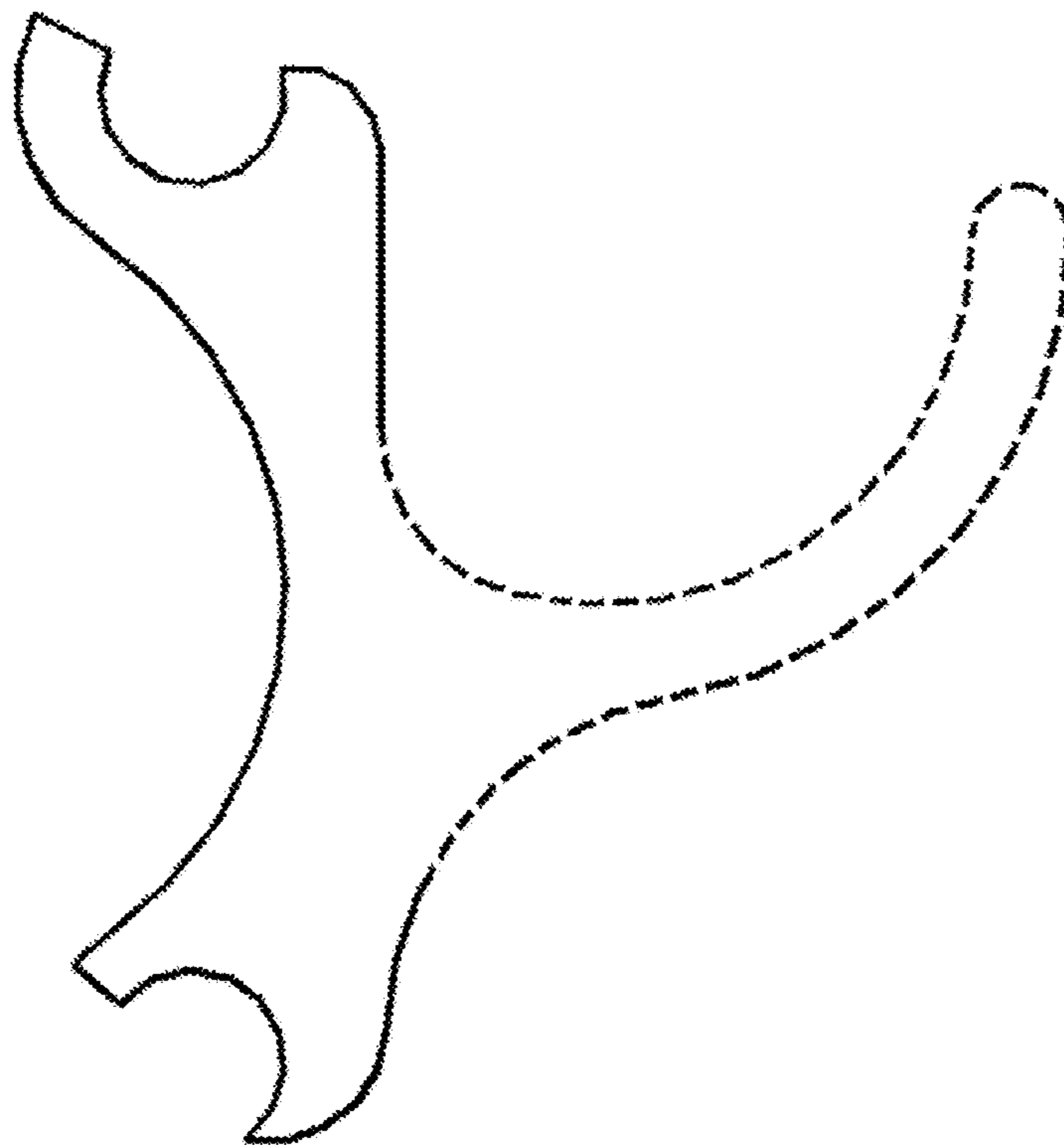
Fig. 3



**Fig. 4**



**Fig. 5**



**Fig. 6**