



US00D832646S

(12) **United States Design Patent**
Butler

(10) **Patent No.:** **US D832,646 S**

(45) **Date of Patent:** **** Nov. 6, 2018**

(54) **STEMWARE**

(71) Applicant: **Zsavon Butler**, Houston, TX (US)

(72) Inventor: **Zsavon Butler**, Houston, TX (US)

(**) Term: **15 Years**

(21) Appl. No.: **29/580,084**

(22) Filed: **Oct. 5, 2016**

Related U.S. Application Data

(63) Continuation-in-part of application No. 29/525,101, filed on Apr. 27, 2015, now abandoned.

(51) **LOC (11) Cl.** **07-99**

(52) **U.S. Cl.**
USPC **D7/396.6; D7/596.2; D7/528**

(58) **Field of Classification Search**
USPC D7/507, 509, 510, 511, 512, 514, 515, D7/505, 523, 524, 525, 526, 527, 528, D7/529, 530, 531, 532, 537, 300.2, 598, D7/213, 392.1, 396.1, 518, 519, 522; D21/310, 325, 300, 312, 322, 323; D28/24, 25, 65, 67; D11/143, 144, 153; 220/703, 705, 710; 239/24, 33; D9/436, D9/440, 447, 680, 649
CPC A47G 19/22; A47G 19/2205; A47G 19/2211; A47G 19/2216; A47G 19/2222; A47G 19/2227; B65D 1/265; B65D 47/066

See application file for complete search history.

(56) **References Cited**

U.S. PATENT DOCUMENTS

D72,162 S * 3/1927 Loomis D7/528
D98,909 S * 3/1936 Bell D7/528
D99,181 S * 4/1936 Bell D7/528

D100,579 S * 7/1936 Newton D7/523
D103,430 S * 3/1937 Leppke D11/154
D113,235 S * 2/1939 Morgan D7/507
D113,508 S * 2/1939 Gross D7/507
D163,806 S * 7/1951 Kammerer D7/526
D171,671 S * 3/1954 Uhrmann D7/524
3,393,819 A * 7/1968 Van De Walle ... A47G 19/2255 156/275.5
D214,331 S * 6/1969 Harry D7/507
D263,544 S * 3/1982 Vennola D7/507
D316,947 S * 5/1991 Wenzl D7/527
D384,859 S * 10/1997 Cundieff D7/509
D396,997 S * 8/1998 Nierenberg D7/509
D417,821 S * 12/1999 Cautereels D7/509
D427,230 S * 6/2000 Lillelund D7/396.2
D476,526 S * 7/2003 Kerman D7/396.6
D530,150 S * 10/2006 Eddy D7/396.2
D539,610 S * 4/2007 Lapsker D7/523
D543,785 S * 6/2007 Huff D7/523
D744,783 S * 12/2015 McClellan D7/507

* cited by examiner

Primary Examiner — Marianne Pandozzi
Assistant Examiner — Jae Liang
(74) *Attorney, Agent, or Firm* — LaTasha Snipes, Esq.; Jonathan Spivey, Esq.

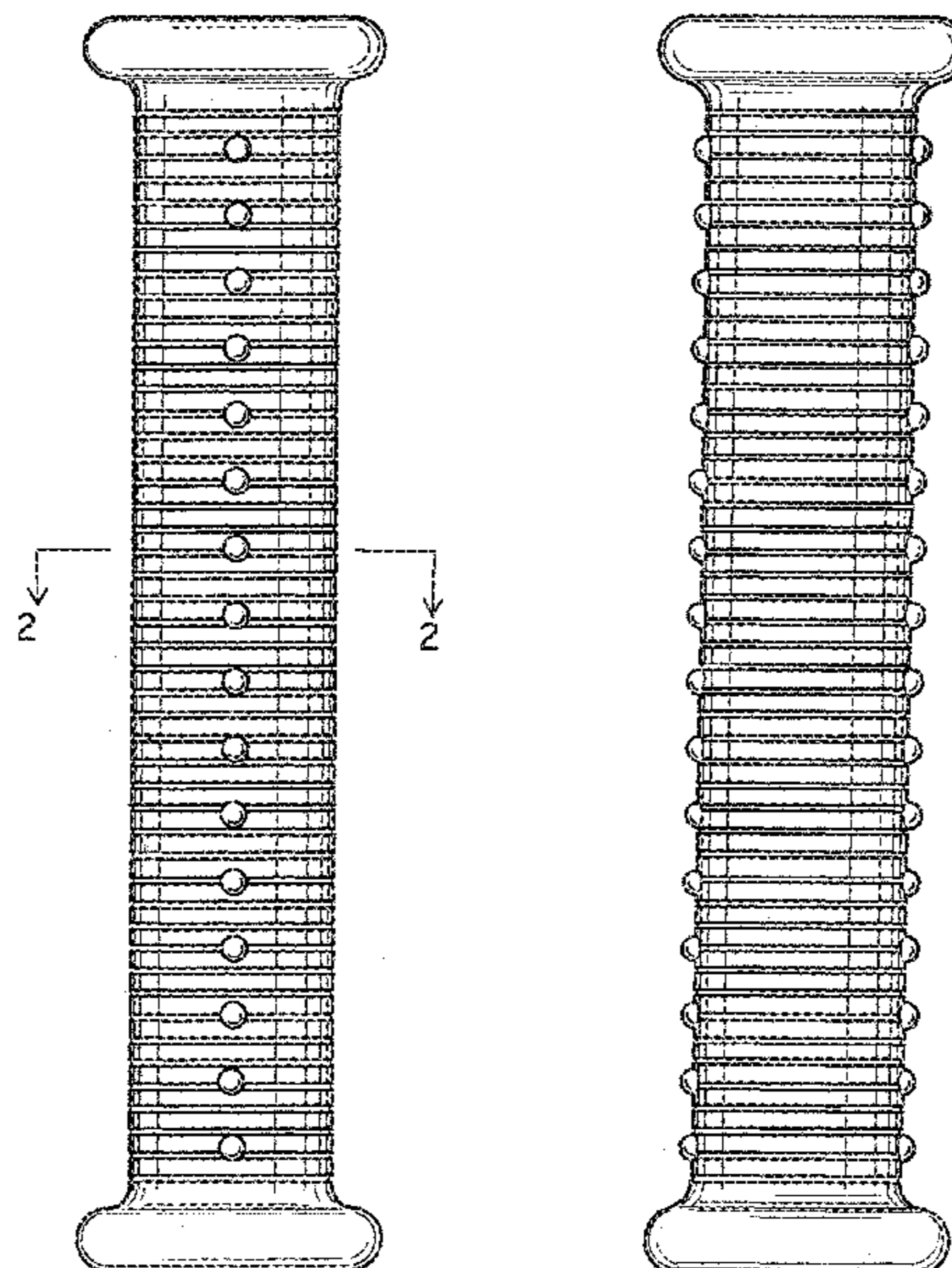
(57) **CLAIM**

The ornamental design for a stemware, as shown and described.

DESCRIPTION

FIG. 1 is a top view of a stemware showing my new design; FIG. 2 is a cross-sectional view showing a section taken along line 2-2 of FIG. 3; FIG. 3 is a first side view thereof; the opposite side being identical; and, FIG. 4 is a second side view thereof; the opposite side being identical.

1 Claim, 2 Drawing Sheets



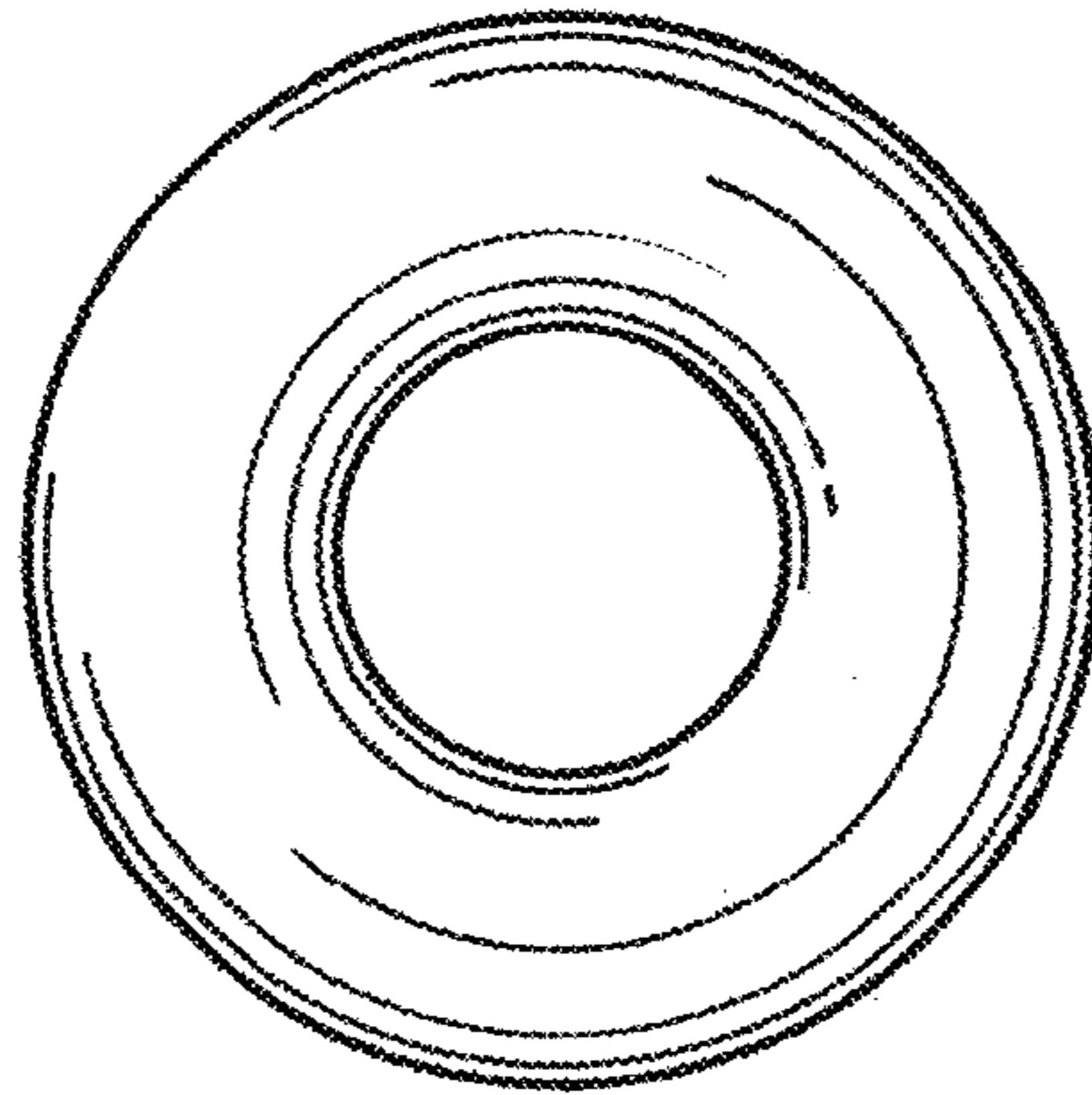


FIG. 1

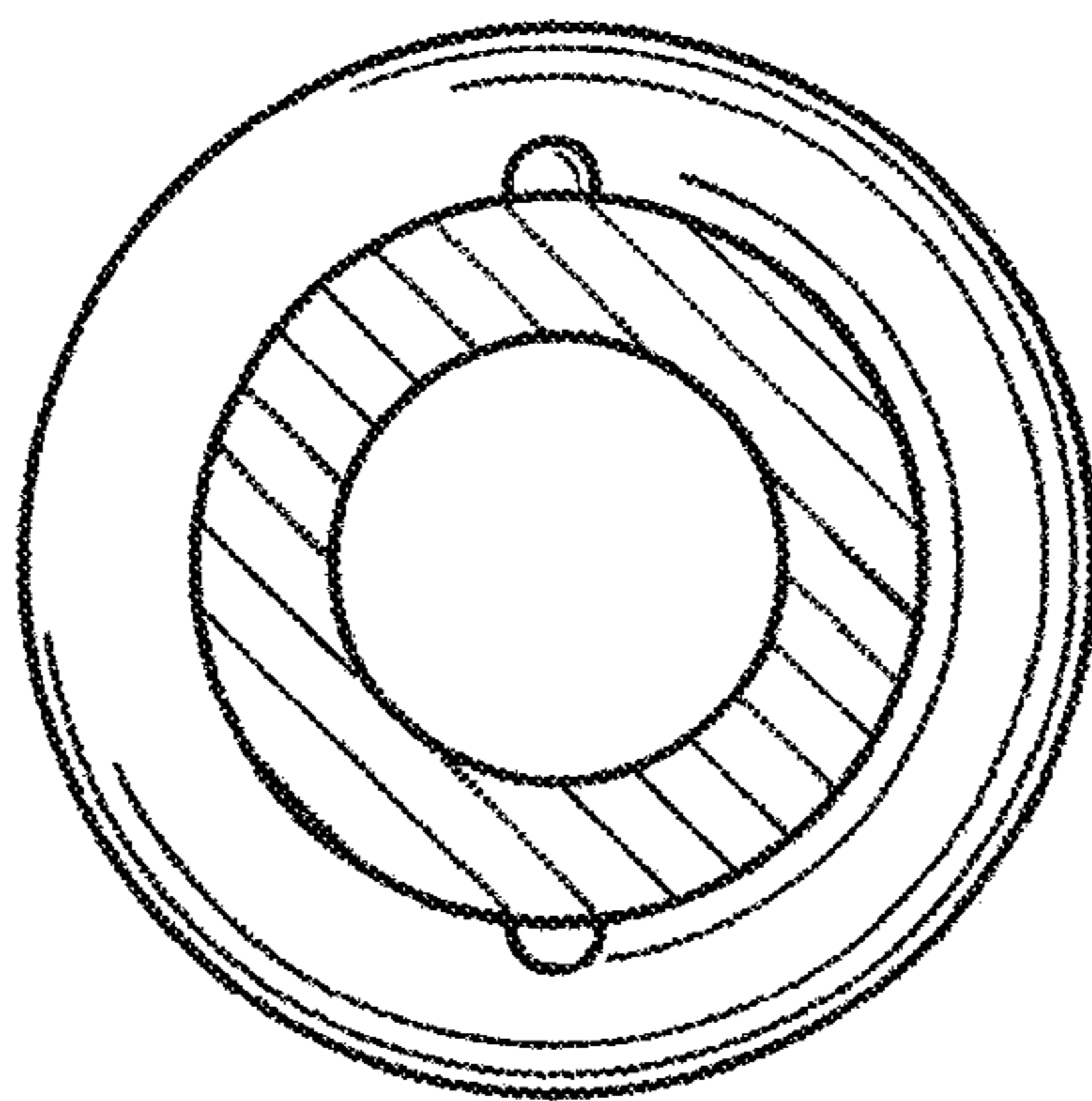


FIG. 2

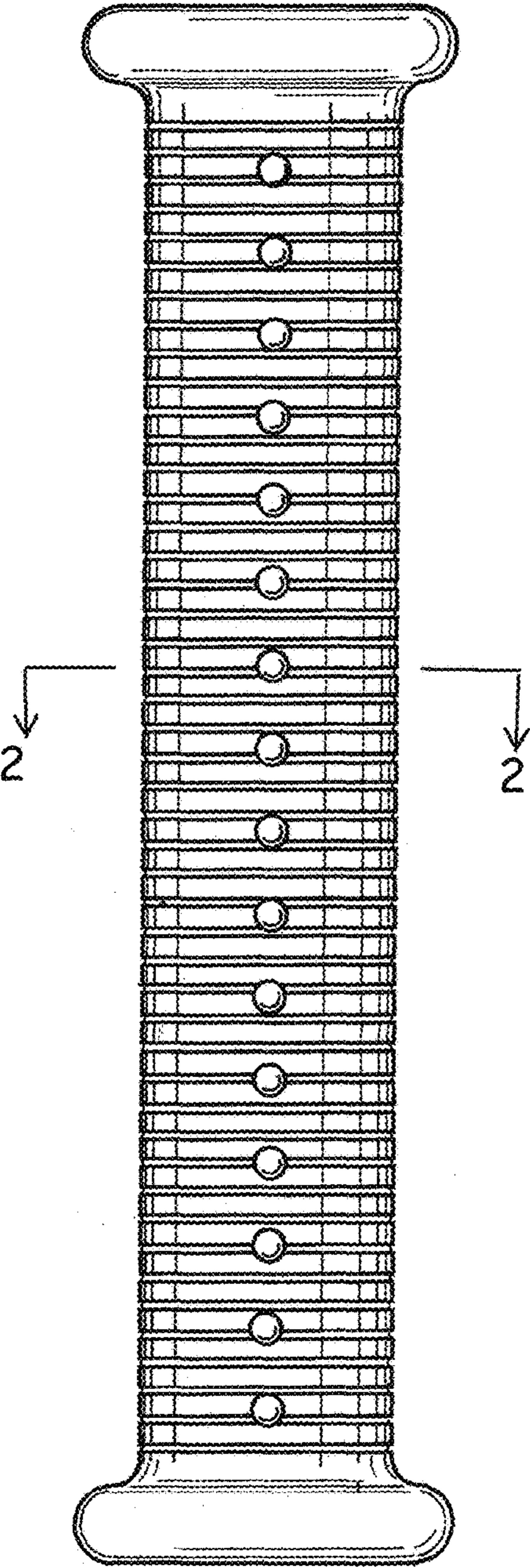


FIG. 3

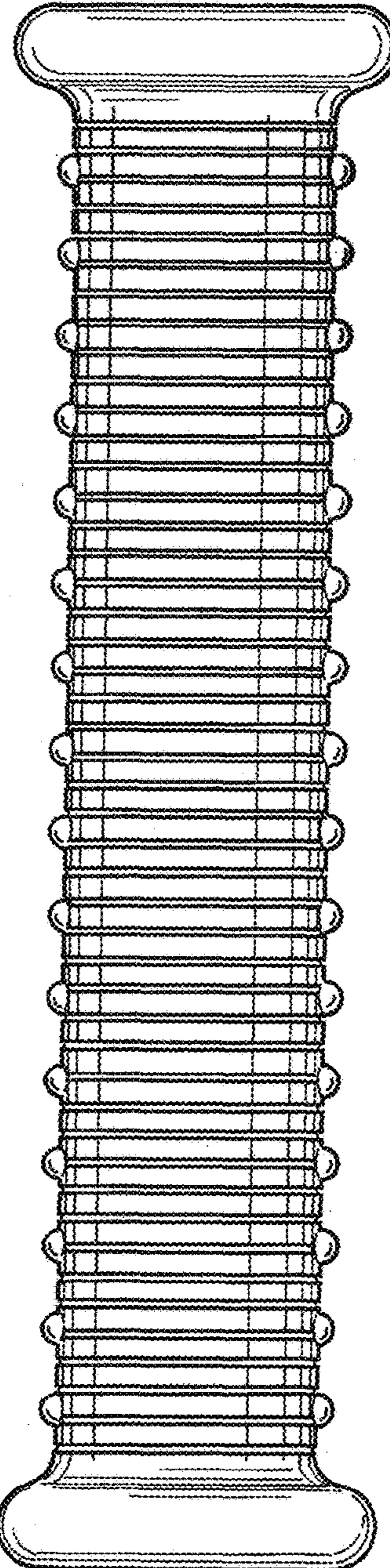


FIG. 4