



US00D832620S

(12) **United States Design Patent** (10) **Patent No.:** **US D832,620 S**
Daley et al. (45) **Date of Patent:** **** Nov. 6, 2018**

(54) **TOWEL**
(71) Applicant: **Jennifer Daley**, Alameda, CA (US)
(72) Inventors: **Jennifer Daley**, Alameda, CA (US);
Rabbit Goody, Cherry Valley, NY (US)
(73) Assignee: **Jennifer Daley**, Alameda, CA (US)
(**) Term: **15 Years**

D422,150 S * 4/2000 Enderby D5/53
D457,373 S * 5/2002 Prinzmetal D6/582
D479,084 S * 9/2003 Tweel D6/617
D597,779 S * 8/2009 Hoyle D6/608
D647,309 S * 10/2011 Kuehn D5/58
D657,958 S * 4/2012 Ehrman D5/56
D668,056 S * 10/2012 Penfield D5/57
D699,311 S * 2/2014 Blaszczec D21/789
D707,057 S * 6/2014 Hasta D6/582
2017/0167060 A1 * 6/2017 Daley D03D 15/0077

(21) Appl. No.: **29/548,159**
(22) Filed: **Dec. 10, 2015**
(51) **LOC (11) Cl.** **06-13**
(52) **U.S. Cl.**
USPC **D6/608**
(58) **Field of Classification Search**
USPC D6/582-583, 587-592, 595-609,
D6/617-622; D2/719
CPC A47G 9/00; A47G 2009/001; A47G
2009/002; A47G 2009/003; A47G
2009/005; A47G 2009/006; A47G 9/02;
A47G 9/0207; A47G 9/0215; A47G
9/0223; A47G 9/023; A47G 9/0238;
A47G 9/0246; A47G 9/0253; A47G
9/0261; A47G 9/06; A47G 9/062; A47G
9/066; A47G 9/068; A47G 9/08; A47G
2009/0276; A47G 9/0284; A47G 9/0292;
A47G 9/04; A47G 11/00; A47G 11/001;
A47G 11/003

See application file for complete search history.

(56) **References Cited**
U.S. PATENT DOCUMENTS

2,121,162 A * 6/1938 Riley A47K 10/02
139/391
D120,508 S * 5/1940 Josephson D5/47

OTHER PUBLICATIONS

The Weavers Assistant explaining in a familiar manner the first
Principals of the Art of Weaving—Philo Blakeman (1818).

* cited by examiner

Primary Examiner — Mary Ann Calabrese
Assistant Examiner — Jennifer L Rempfer
(74) *Attorney, Agent, or Firm* — Mark H. Jay

(57) **CLAIM**

The ornamental design for a towel, as shown and described.

DESCRIPTION

FIG. 1 is a top view of the towel of the present design, the
bottom view being a mirror image thereof;
FIG. 2 is an end view of the design of FIG. 1, the opposite
side view being identical thereto; and,
FIG. 3 is a side view of the design of FIG. 1, the opposite
side view being identical thereto.

1 Claim, 1 Drawing Sheet




Figure 2.




Figure 1.

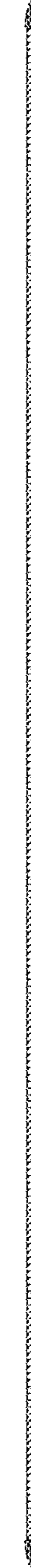


Figure 3.