



US00D832618S

(12) **United States Design Patent** (10) **Patent No.:** **US D832,618 S**
Inirio (45) **Date of Patent:** **** Nov. 6, 2018**

(54) **THERAPEUTIC PILLOW**
(71) Applicant: **Ivelisse Inirio**, San Juan, PR (US)
(72) Inventor: **Ivelisse Inirio**, San Juan, PR (US)
(**) Term: **15 Years**
(21) Appl. No.: **29/648,005**
(22) Filed: **May 17, 2018**
(51) **LOC (11) Cl.** **06-09**
(52) **U.S. Cl.**
USPC **D6/601**
(58) **Field of Classification Search**
USPC D6/333, 349, 355, 375, 388, 512, 563,
D6/564, 595, 596, 601, 604, 611, 707,
D6/715, 716, 716.1; D24/183-185, 234;
D21/803, 804, 805, 809; 5/401, 420,
5/600, 630, 631, 632, 633, 635, 636, 638,
5/639, 646, 652, 652.1, 655, 703, 730;
297/1, 2, 4, 93, 180.11, 195.1, 195.11,
297/195.13, 393, 397, 452.12, 452.14,
297/452.15, 452.21, 452.24, 452.26,
297/452.48, 452.62, 482
CPC A47G 9/10; A47G 9/1009; A47G 9/1027;
A47G 9/1045; A47G 9/1063; A47G
9/1072; A47G 9/1081
See application file for complete search history.

D489,114 S * 4/2004 Peterson D21/803
D490,134 S * 5/2004 Peterson D21/803
D500,827 S * 1/2005 Peterson D21/769
D533,667 S * 12/2006 Roleder D24/183
7,360,831 B2 * 4/2008 Schwarz B62J 1/18
297/195.1
D642,846 S * 8/2011 Parish D6/601
D682,564 S * 5/2013 Urquiola Hidalgo D6/334
D682,578 S * 5/2013 Urquiola Hidalgo D6/381
D693,351 S * 11/2013 Reeves D14/447
D693,827 S * 11/2013 Reeves D14/447
(Continued)

OTHER PUBLICATIONS

Contour Products 4-Flip Pillow, announced: unknown, [online],
[site visited Aug. 21, 2018]. Available from Internet, <URL: https://home.woot.com/offers/4-flip-pillow-with-cover-2?ref=w_cnt_wp_0_1> (Year: 2018).*

Primary Examiner — Michelle E. Wilson
Assistant Examiner — Sanjeev Paul
(74) *Attorney, Agent, or Firm* — Hoglund & Pamas,
PSC; Roberto J. Rios

(57) **CLAIM**

The ornamental design for a therapeutic pillow, as shown and described.

DESCRIPTION

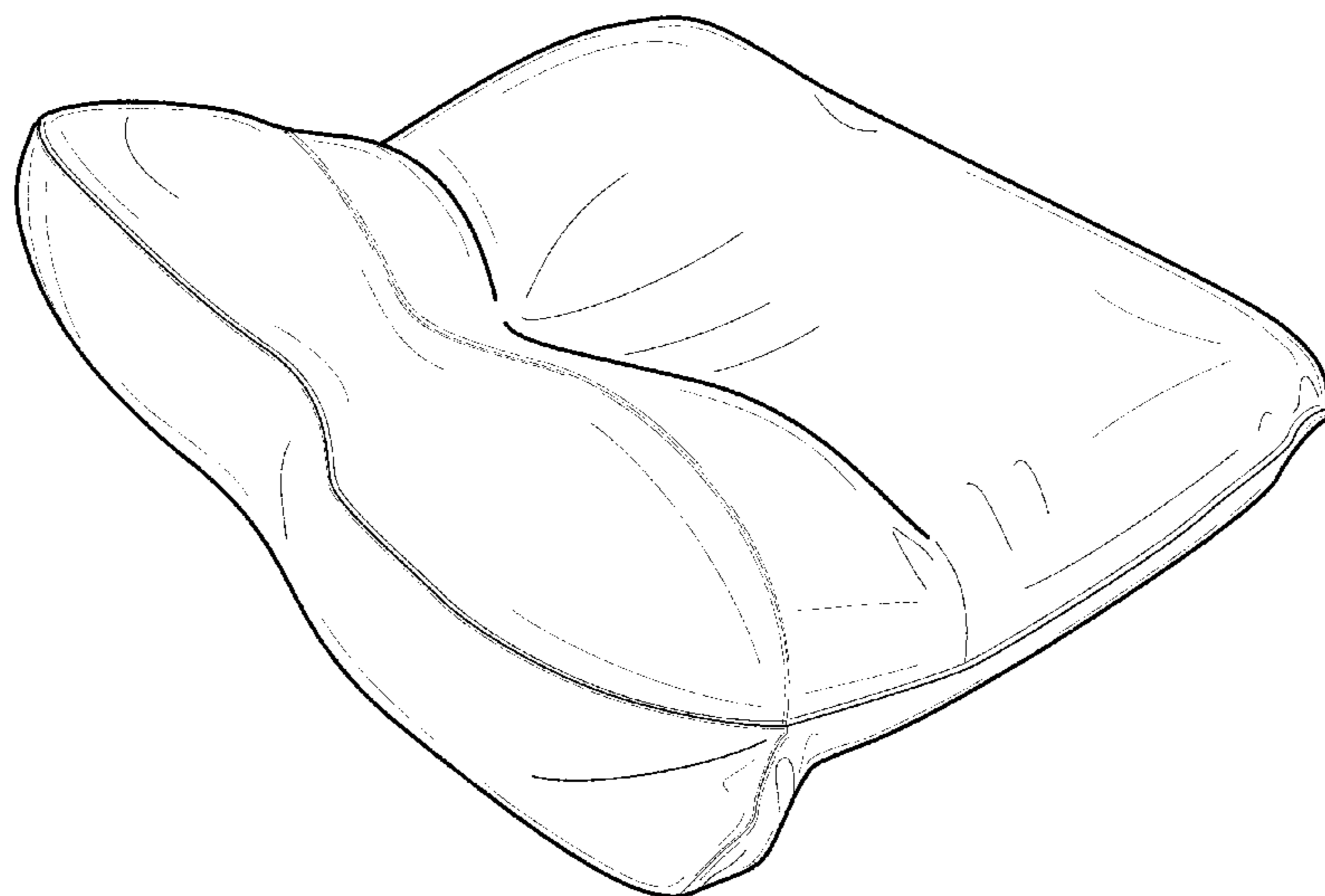
FIG. 1 is a perspective view of a therapeutic pillow, showing my new design;
FIG. 2 a top view of the therapeutic pillow of FIG. 1.
FIG. 3 is a bottom view of the therapeutic pillow of FIG. 1.
FIG. 4 is a front view of the therapeutic pillow of FIG. 1.
FIG. 5 is a rear view of the therapeutic pillow of FIG. 1.
FIG. 6 is a left-side view of the therapeutic pillow of FIG. 1; and,
FIG. 7 is a right-side view of the therapeutic pillow of FIG. 1.

1 Claim, 4 Drawing Sheets

(56) **References Cited**

U.S. PATENT DOCUMENTS

3,899,210 A * 8/1975 Samhammer A47C 1/02
297/448.2
D358,039 S * 5/1995 Fornaro D6/334
D358,270 S * 5/1995 Diamond D6/406.3
D416,428 S * 11/1999 Jackson 5/644
D457,589 S * 5/2002 Friar D21/803
D466,175 S * 11/2002 Katz D21/769
D467,744 S * 12/2002 McIntire D6/356
D482,096 S * 11/2003 Peterson D21/803



(56)

References Cited

U.S. PATENT DOCUMENTS

8,671,480 B1 * 3/2014 Leach A47C 20/025
5/630
8,671,484 B1 * 3/2014 Logiodice A47D 15/005
5/655
2005/0000023 A1 * 1/2005 Brown A47D 5/00
5/655
2006/0042012 A1 * 3/2006 Littlehorn A47C 20/021
5/632
2010/0262050 A1 * 10/2010 Gasparovich A47C 21/006
601/57

* cited by examiner

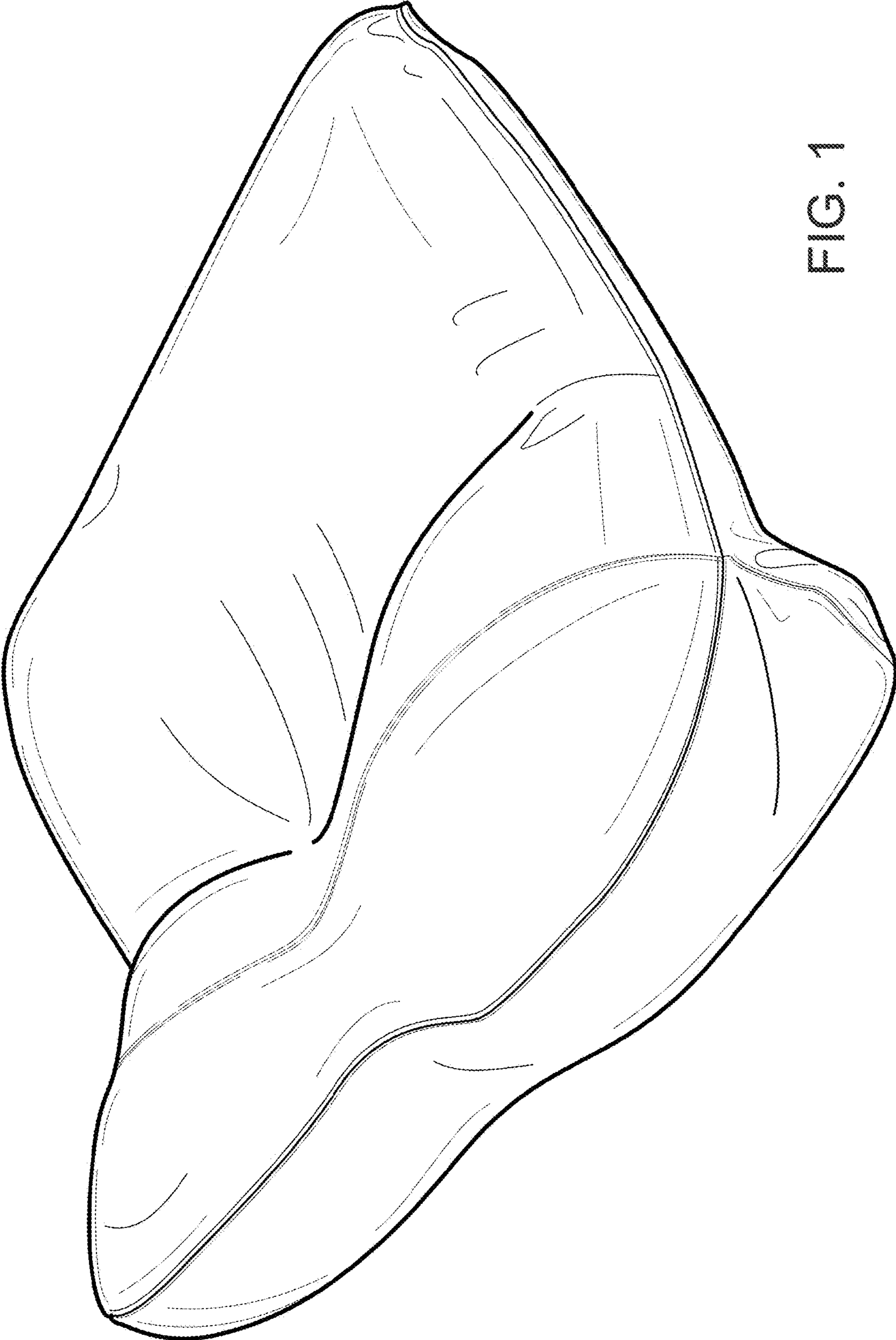


FIG. 1

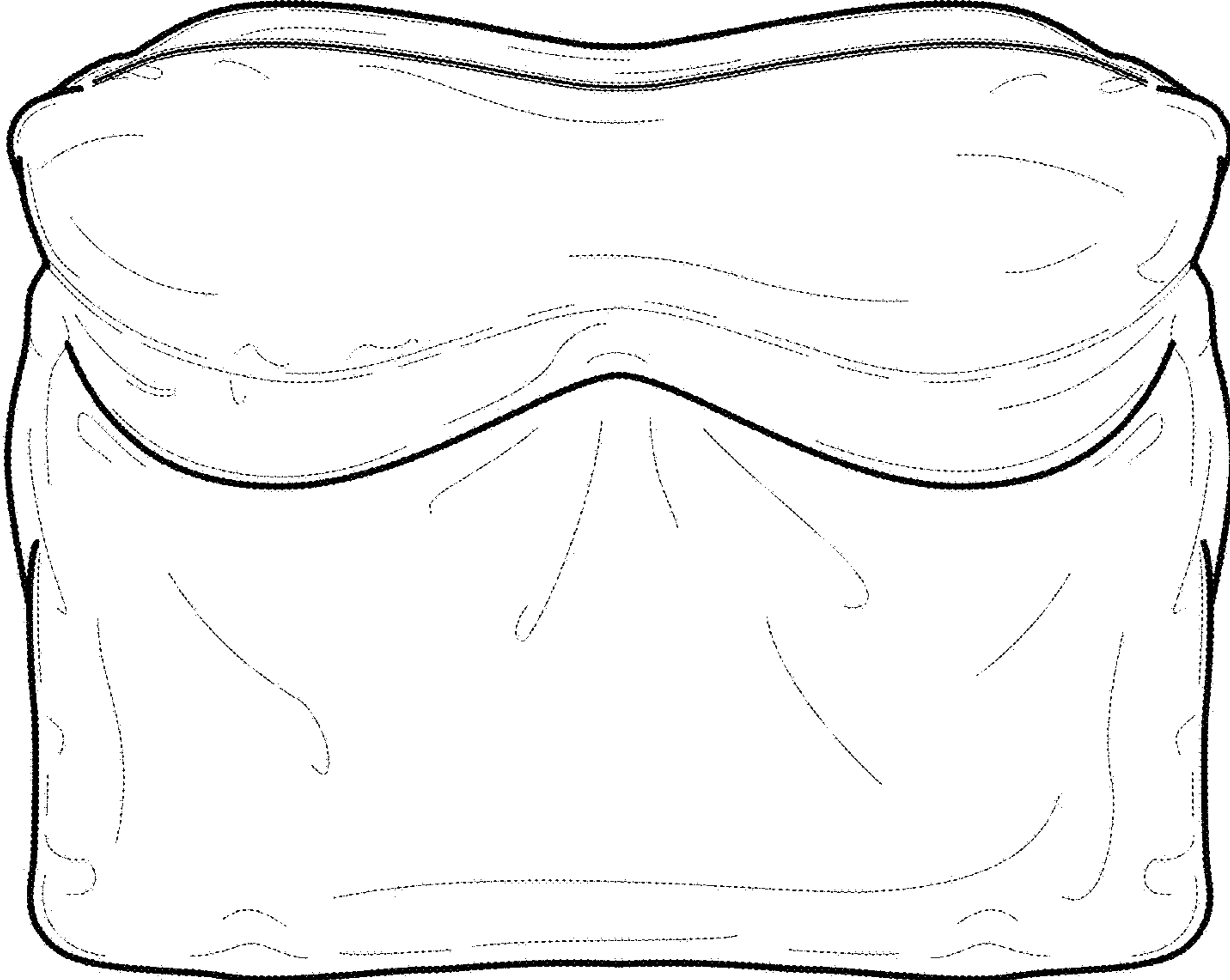


FIG. 2

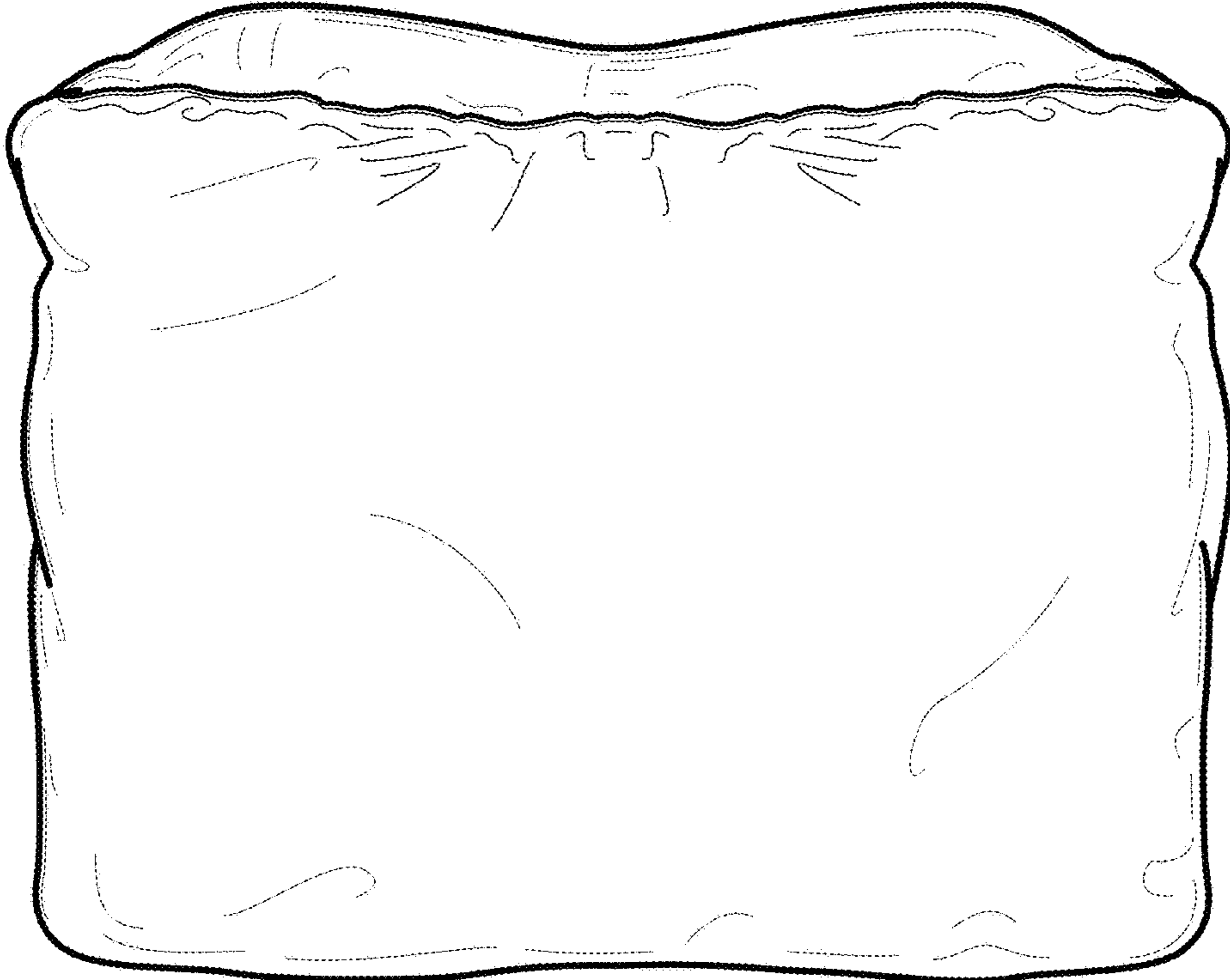


FIG. 3

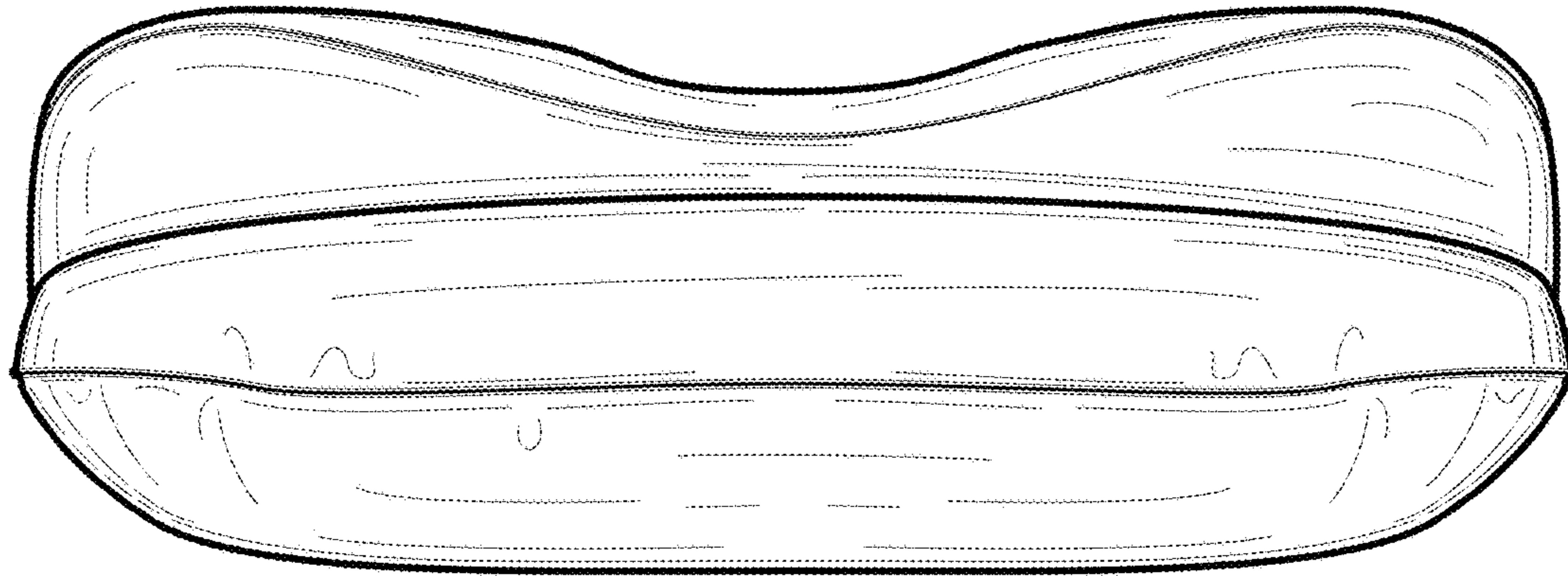


FIG. 4

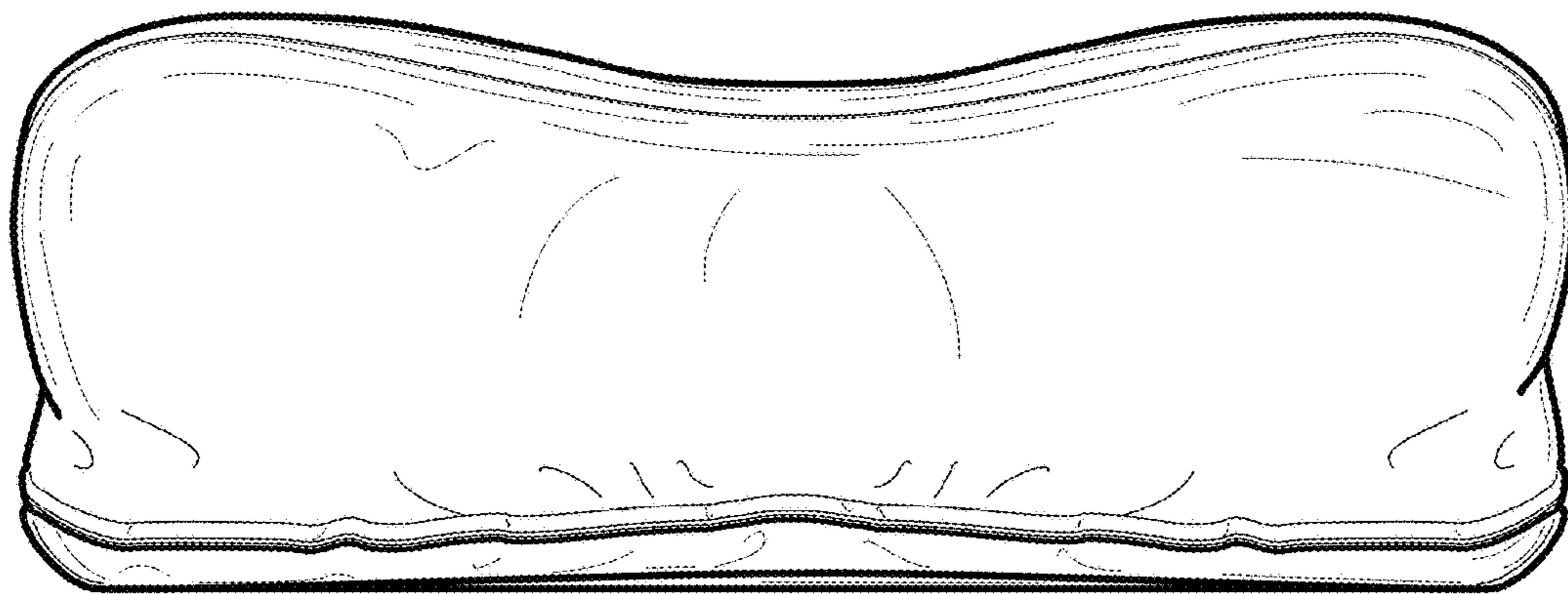


FIG. 5

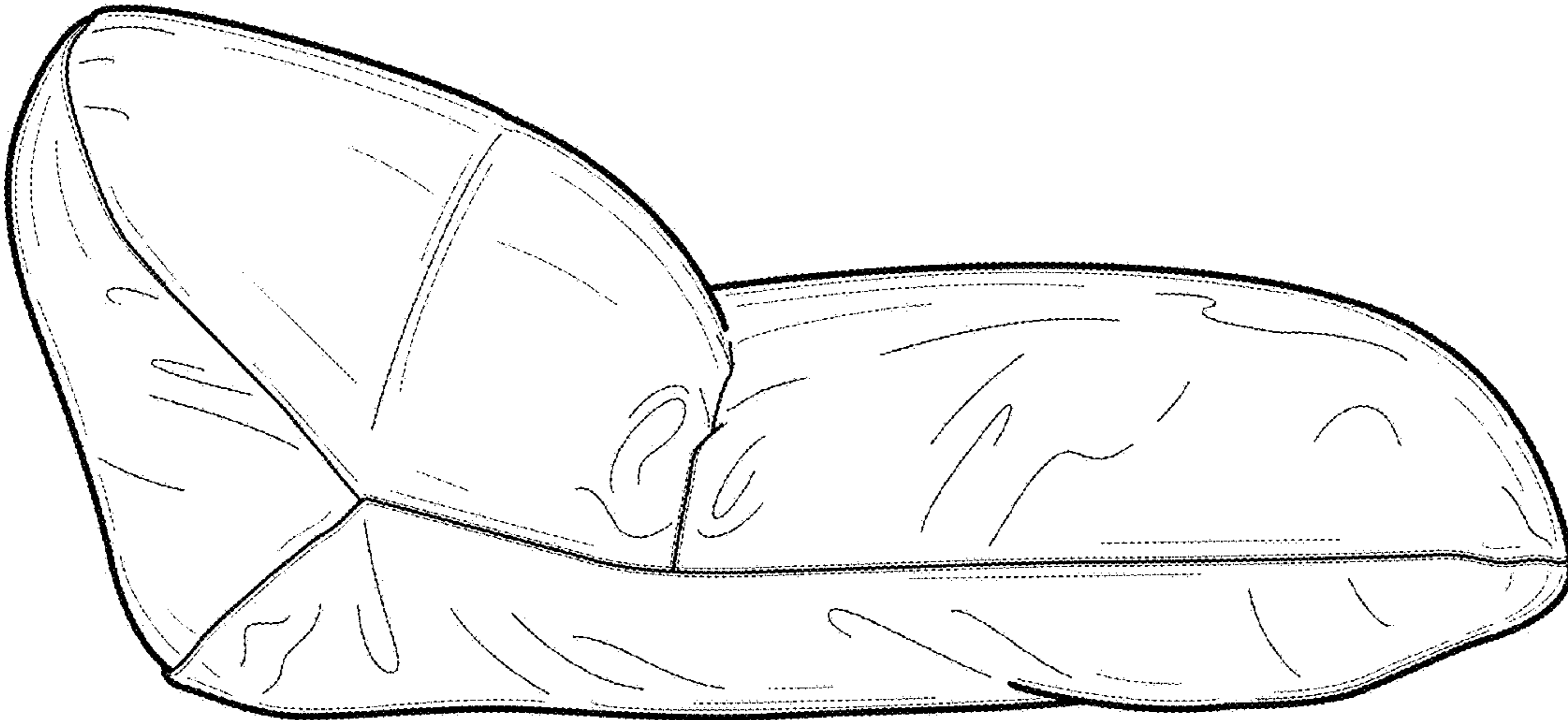


FIG. 6

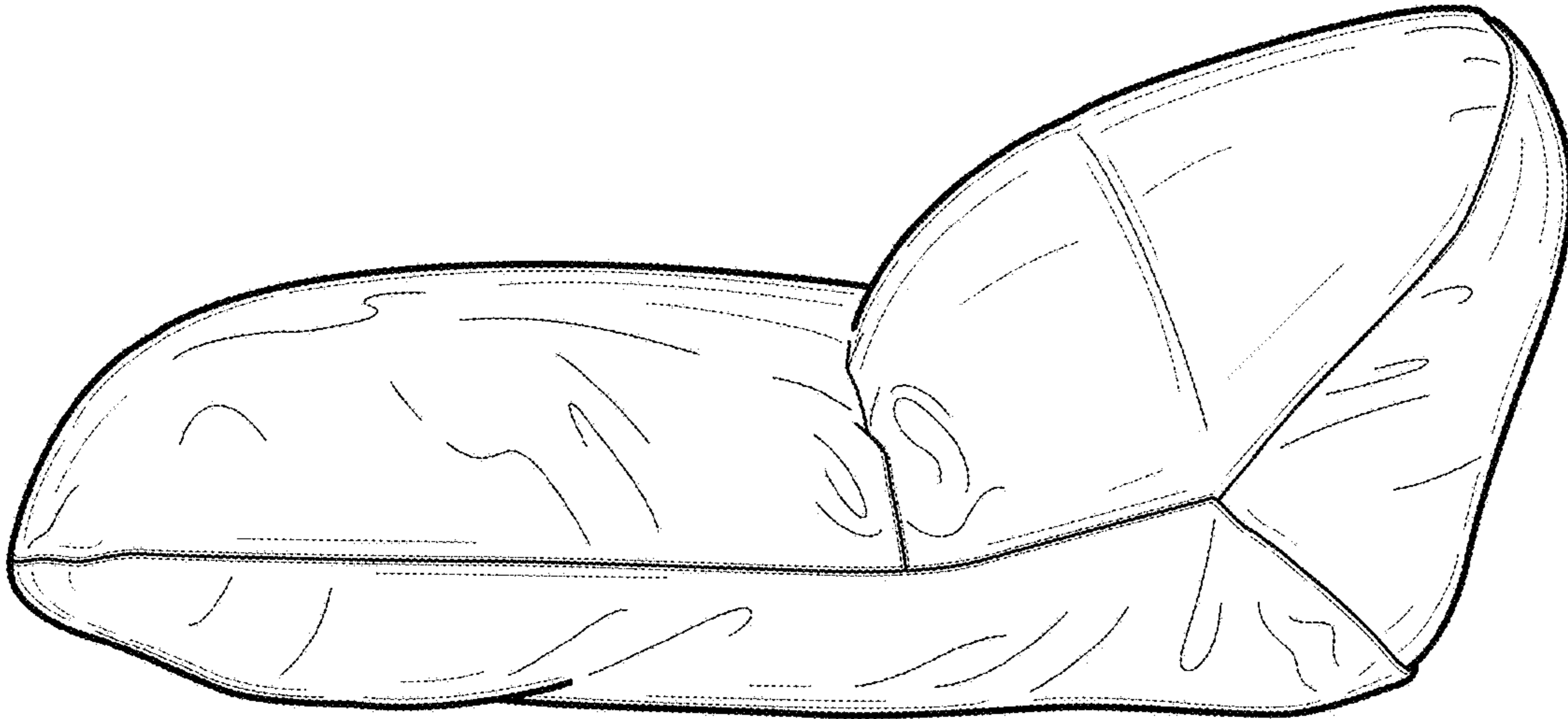


FIG. 7