



US00D832606S

(12) **United States Design Patent** (10) **Patent No.:** **US D832,606 S**
Shemer (45) **Date of Patent:** **** Nov. 6, 2018**

(54) **BENCH**

(71) Applicant: **KETER PLASTIC LTD.**, Herzelyia (IL)

(72) Inventor: **Eran Shemer**, Tel Aviv (IL)

(73) Assignee: **KETER PLASTIC LTD.**, Herzelyia (IL)

(**) Term: **15 Years**

(21) Appl. No.: **29/624,792**

(22) Filed: **Nov. 3, 2017**

(51) **LOC (11) Cl.** **06-01**

(52) **U.S. Cl.**
USPC **D6/349**; D6/355; D6/370

(58) **Field of Classification Search**
USPC D6/334-336, 349, 355, 370, 374, 376,
D6/379, 380, 716, 716.1, 716.2, 716.3,
D6/716.4, 691.1
CPC A47C 4/02; A47C 4/03; A47C 4/08; A47C
4/022; A47C 4/024; A47C 7/16; A47C
11/00

See application file for complete search history.

(56) **References Cited**

U.S. PATENT DOCUMENTS

D249,312 S *	9/1978	Taber	D6/691.1
D303,877 S *	10/1989	Norton	D6/349
D365,937 S *	1/1996	Skalka	D6/349
D465,936 S *	11/2002	Arnold	D6/349
D714,561 S *	10/2014	Lange	D6/370
D798,073 S *	9/2017	Asner	D6/349

* cited by examiner

Primary Examiner — Mimosa De

(74) *Attorney, Agent, or Firm* — Vorys, Sater, Seymour and Pease LLP

(57) **CLAIM**

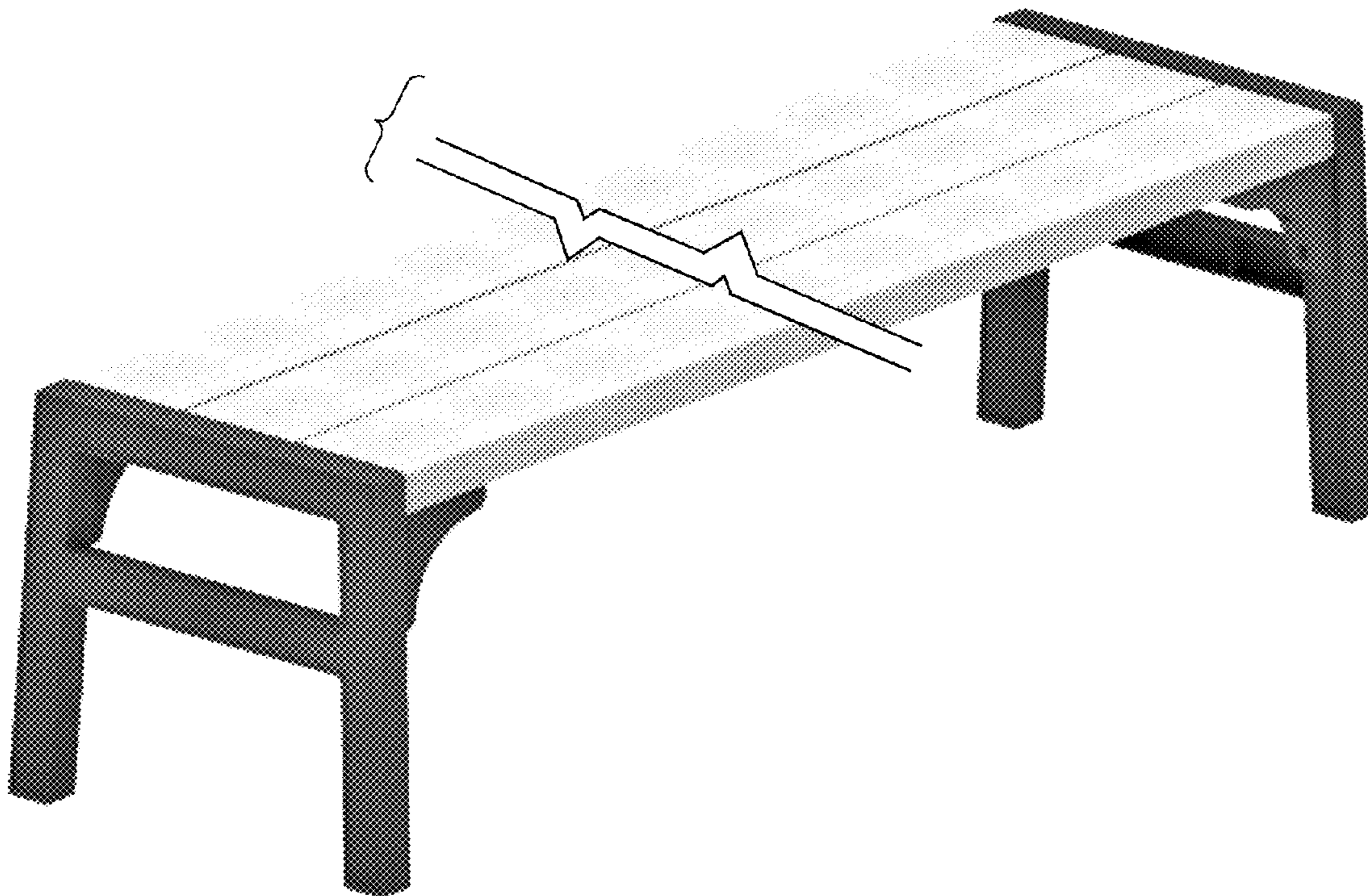
The ornamental design for a bench, as shown and described.

DESCRIPTION

FIG. 1 is a front perspective view of a design for a bench; FIG. 2 is a front view thereof; the rear view being identical; FIG. 3 is a side view thereof; the other side being identical; FIG. 4 is a top view thereof; and, FIG. 5 is a bottom view thereof.

The separation and brackets indicate that the particular length of the benches is not claimed.

1 Claim, 5 Drawing Sheets



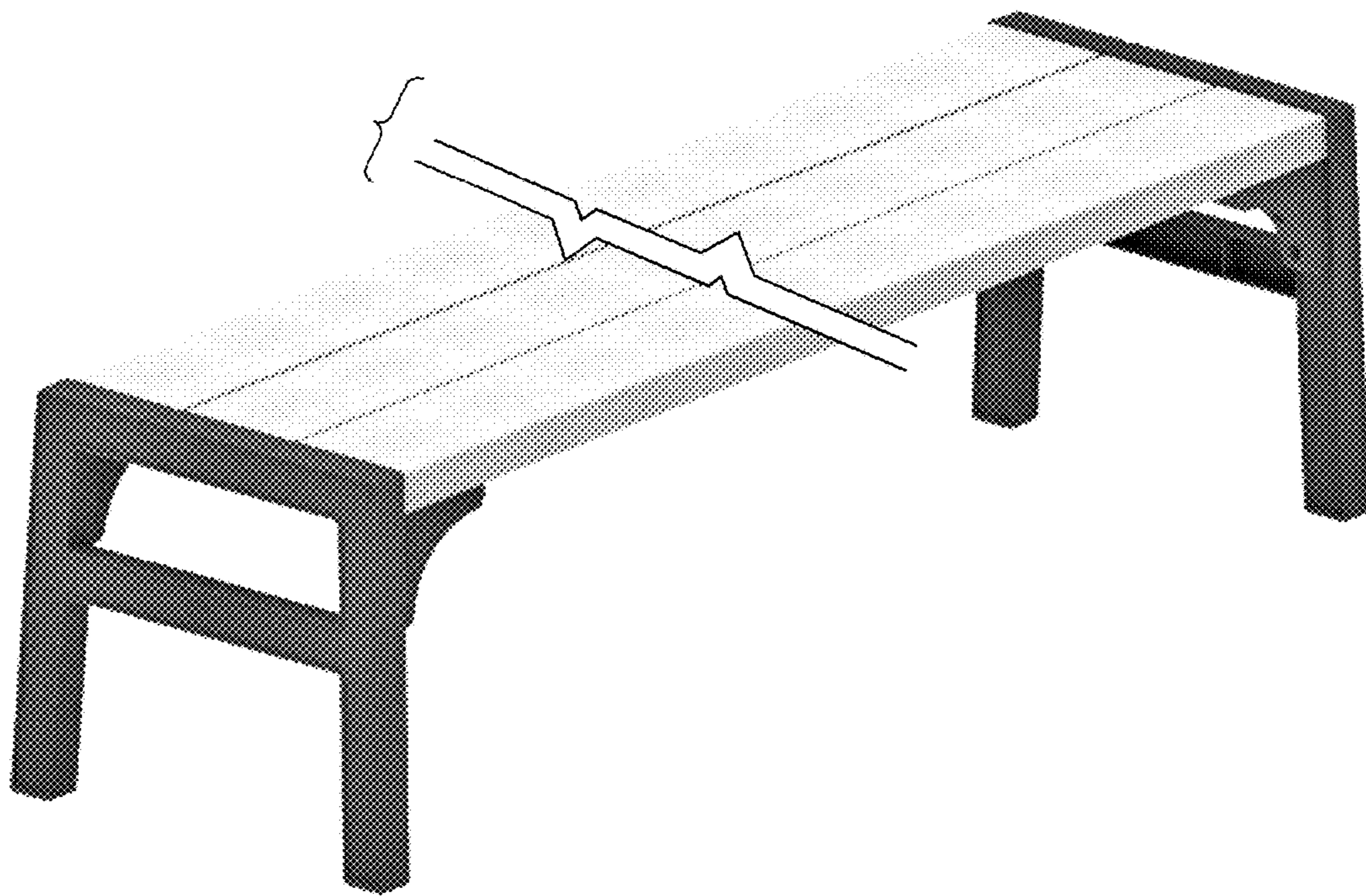


FIG. 1

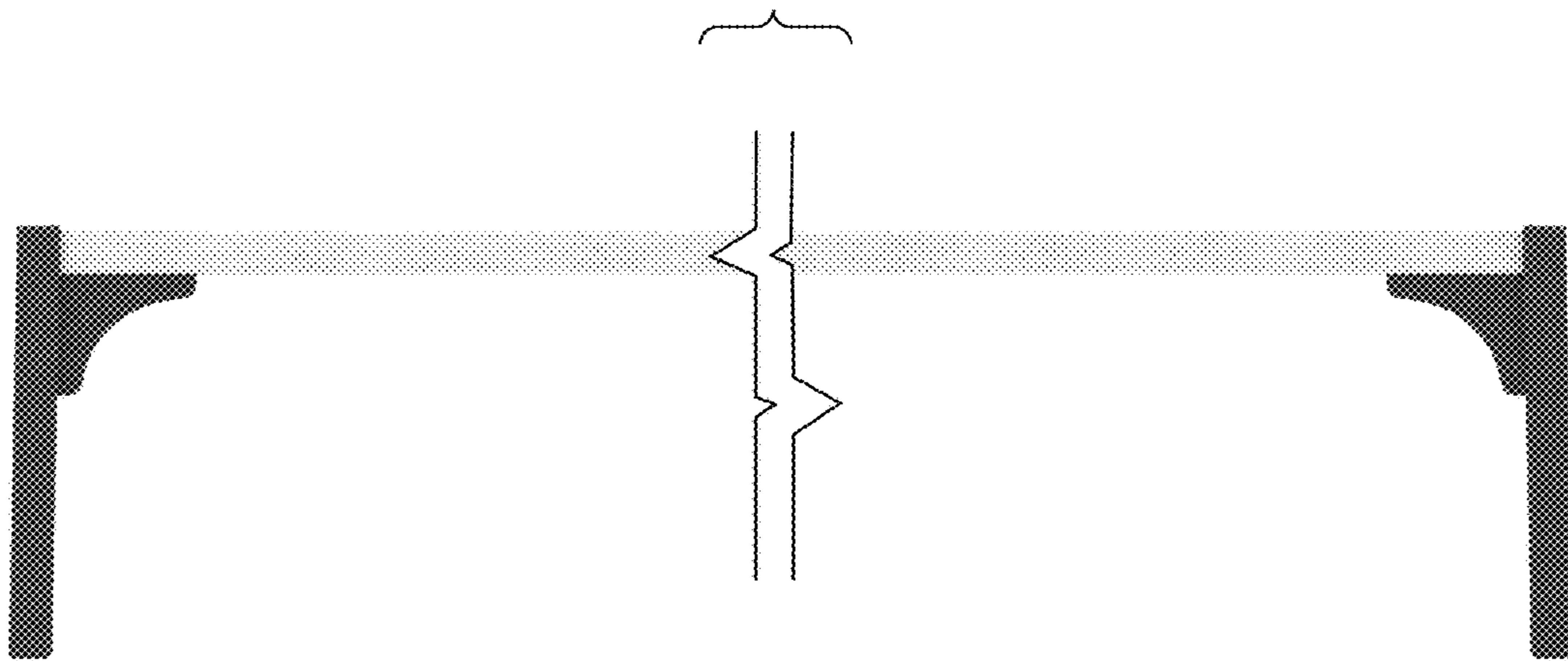


FIG. 2




FIG. 3

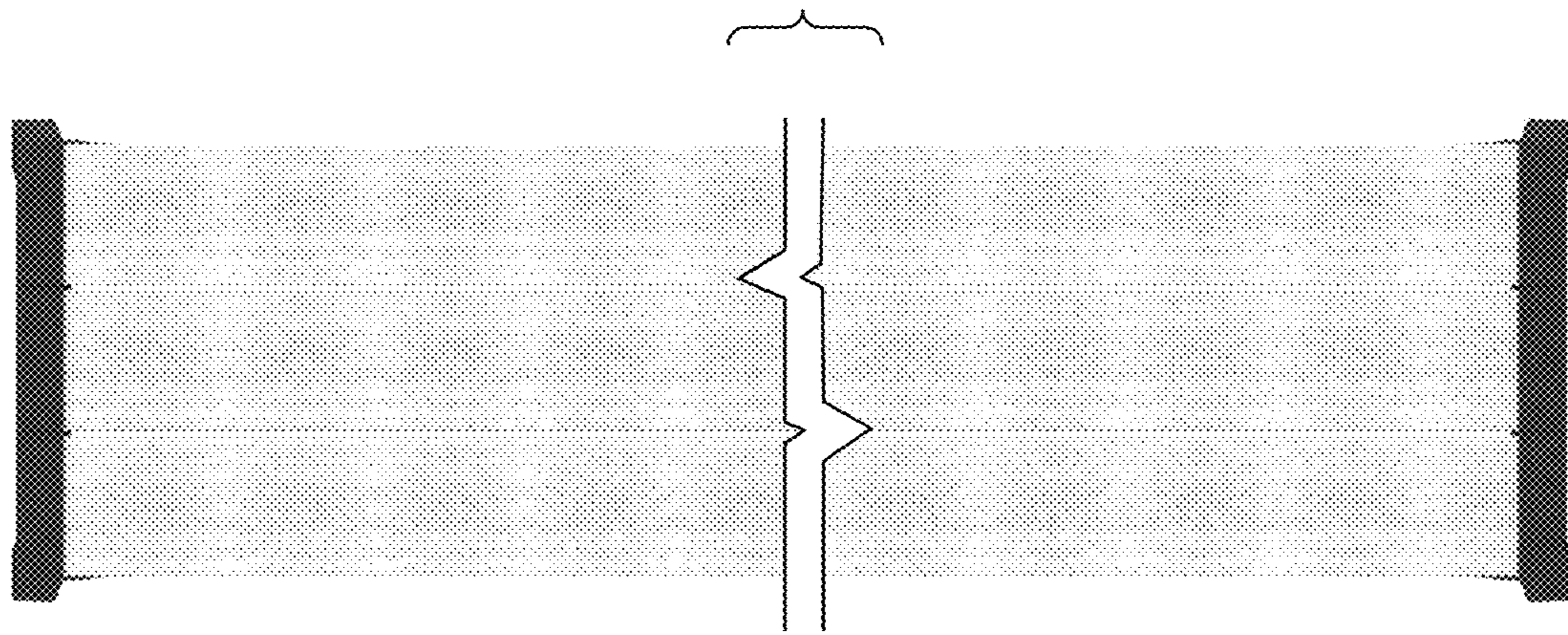


FIG. 4

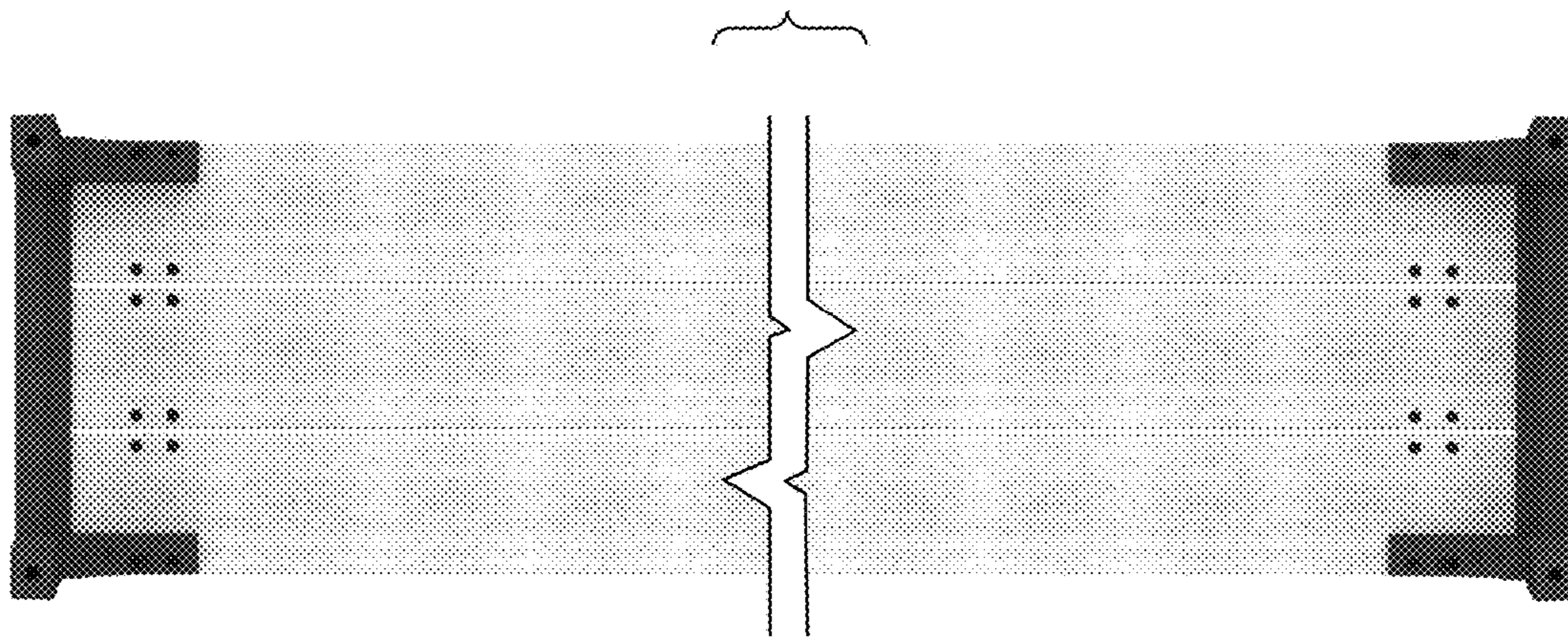


FIG. 5