

US00D832559S

(12) **United States Design Patent**
Burmester

(10) **Patent No.:** **US D832,559 S**

(45) **Date of Patent:** **** Nov. 6, 2018**

(54) **VISOR FOR A CAP OR HEADBAND**

(71) Applicant: **Michael Burmester**, Trittau (DE)

(72) Inventor: **Michael Burmester**, Trittau (DE)

(**) Term: **15 Years**

(21) Appl. No.: **29/593,725**

(22) Filed: **Feb. 12, 2017**

(30) **Foreign Application Priority Data**

Aug. 25, 2016 (EM) 003353135-0001

(51) **LOC (11) Cl.** **02-03**

(52) **U.S. Cl.**
USPC **D2/893**

(58) **Field of Classification Search**

USPC D2/865, 866, 867, 868, 869, 870, 871,
D2/872, 873, 874, 875, 876, 877, 878,
D2/879, 880, 881, 882, 883, 884, 885,
D2/886, 887, 888, 889, 890, 891, 892,
D2/893, 894, 895, 102, 103, 122

CPC A42B 1/00; A42B 1/002; A42B 1/004;
A42B 1/006; A42B 1/02; A42B 1/06;
A42B 1/062; A42B 1/201; A42B 3/00;
A42B 3/124; A42C 5/00

See application file for complete search history.

(56) **References Cited**

U.S. PATENT DOCUMENTS

D64,441 S * 4/1924 Cavell 2/12
4,491,256 A * 1/1985 Payne D06F 59/02
223/24
D349,596 S * 8/1994 Booth D2/893
D365,916 S * 1/1996 Hutchinson D2/866
D377,108 S * 1/1997 Schulz D2/893
D396,136 S * 7/1998 Stein D2/865
D396,945 S * 8/1998 Glass D2/865
D411,908 S * 7/1999 Richlin D2/866

D419,752 S * 2/2000 Hathaway D2/872
6,081,933 A * 7/2000 Partsch, IV A42B 3/227
2/195.1
D446,631 S * 8/2001 Davis D2/882
D488,293 S * 4/2004 Norway, Jr. D2/882
D489,165 S * 5/2004 Waters D2/866
D492,094 S * 6/2004 Park D2/893
D507,093 S * 7/2005 Burmester
D517,287 S * 3/2006 Burmester D2/893
D716,528 S * 11/2014 Badish D2/882
D763,552 S * 8/2016 Lin D2/891
D779,172 S * 2/2017 Hester D2/876

(Continued)

Primary Examiner — Karen S Acker

Assistant Examiner — Jasmine Mlinarcik

(74) *Attorney, Agent, or Firm* — Smartpat PLC

(57) **CLAIM**

I claim the ornamental design for a visor for a cap or headband, as shown and described.

DESCRIPTION

FIG. 1 is a top view of a visor for a cap or headband showing my new design;

FIG. 2 is a bottom view thereof;

FIG. 3 is a front view thereof;

FIG. 4 is a rear view thereof;

FIG. 5 is a right side view thereof;

FIG. 6 is a top, front, right side perspective view thereof;

FIG. 7 is a top, rear, right side perspective view thereof;

FIG. 8 is a top, rear, left side perspective view thereof;

FIG. 9 is a bottom, front, right side perspective view thereof;

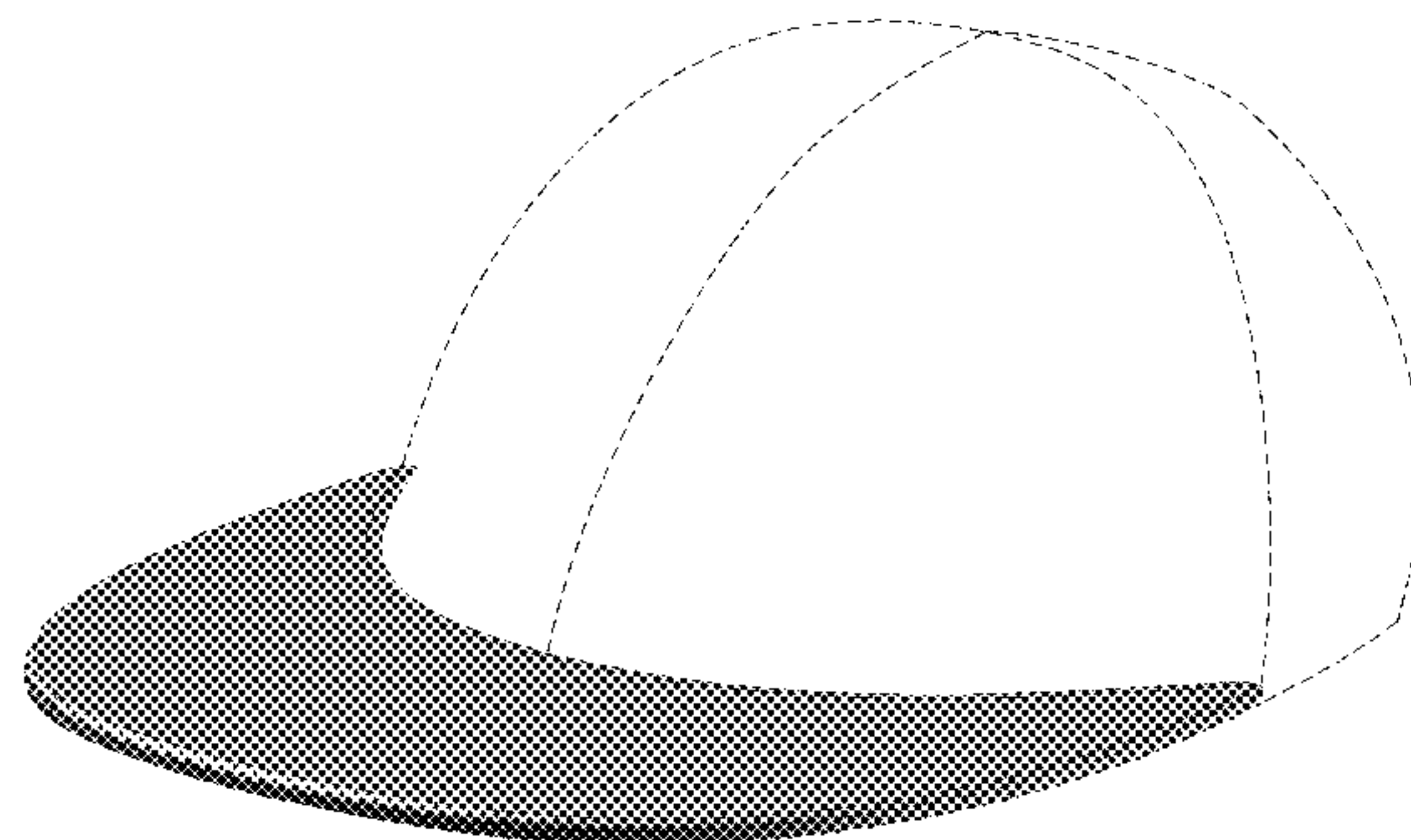

FIG. 10 is a bottom, rear, right side perspective view thereof;

and,

FIG. 11 is a top, front, left side perspective view showing the visor as part of a cap.

The broken line showing of a cap in FIG. 11 is for the purpose of illustrating environmental structure and forms no part of the claimed design.

1 Claim, 10 Drawing Sheets



(56)

References Cited

U.S. PATENT DOCUMENTS

2006/0179543	A1 *	8/2006	Burmester	A42B 1/002 2/171
2015/0113708	A1 *	4/2015	Hill	A42B 1/063 2/244

* cited by examiner




FIG. 1

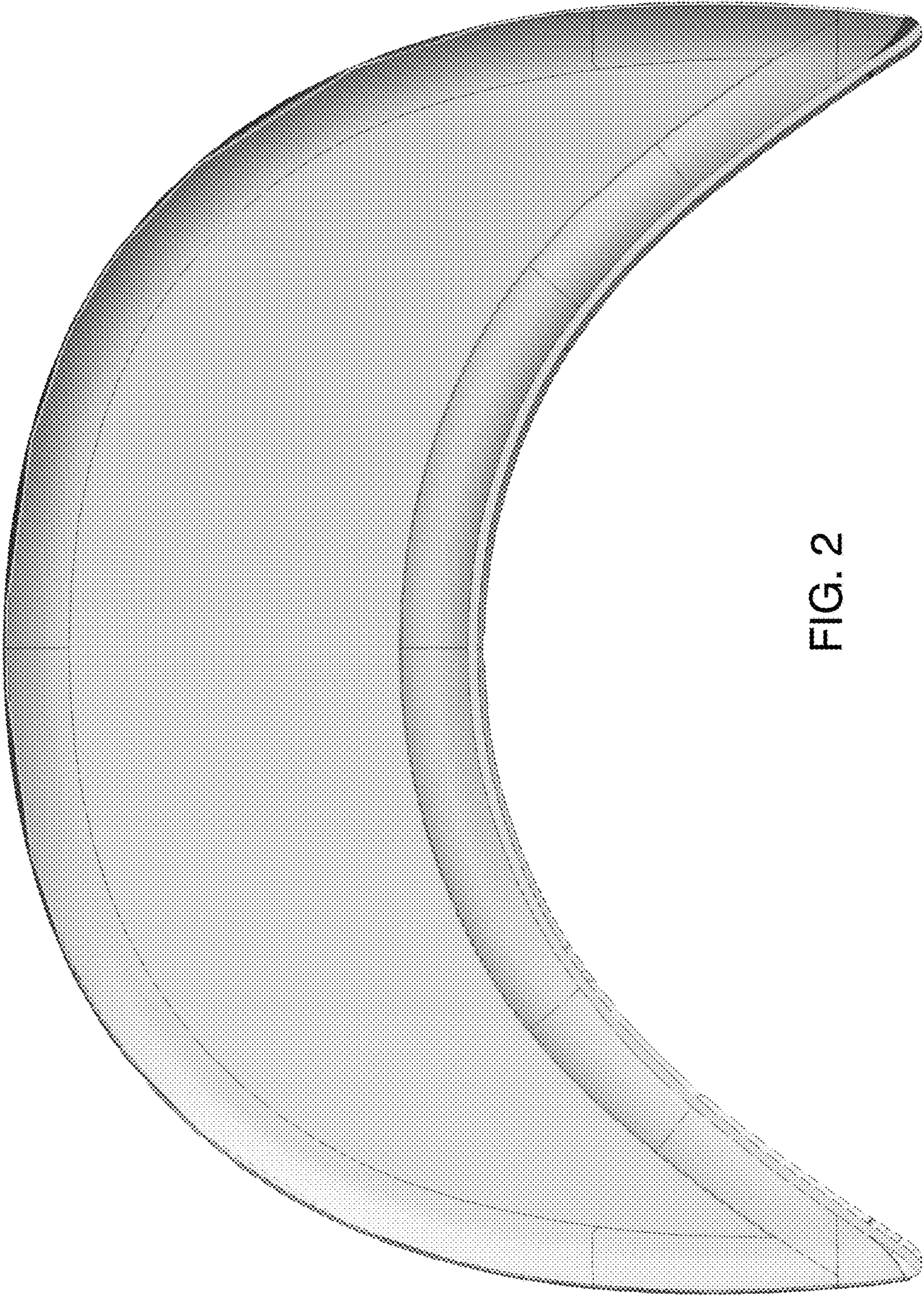


FIG. 2




FIG. 3




FIG. 4




FIG. 5

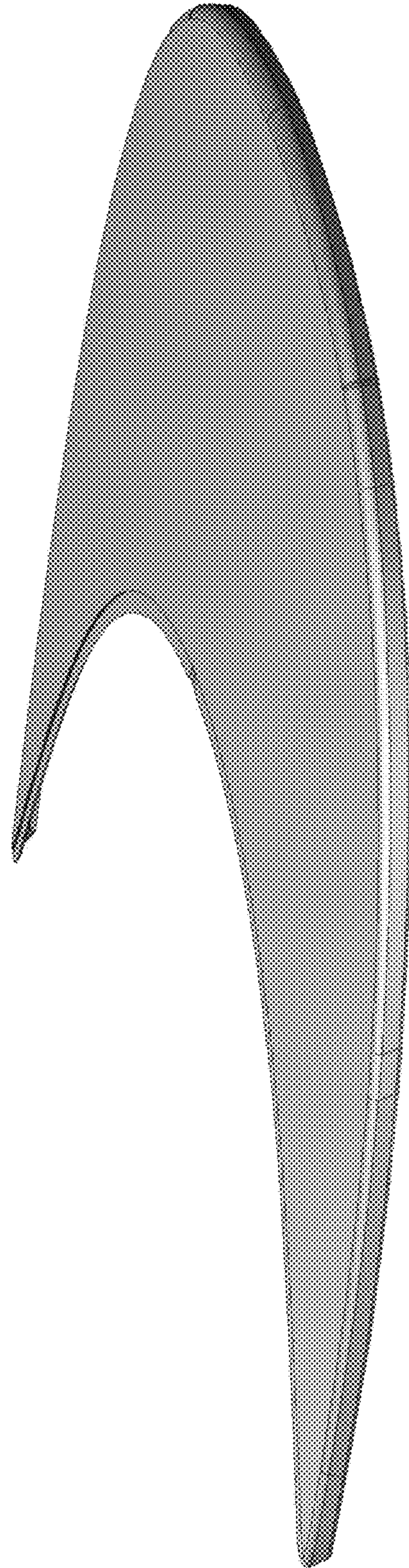


FIG. 6

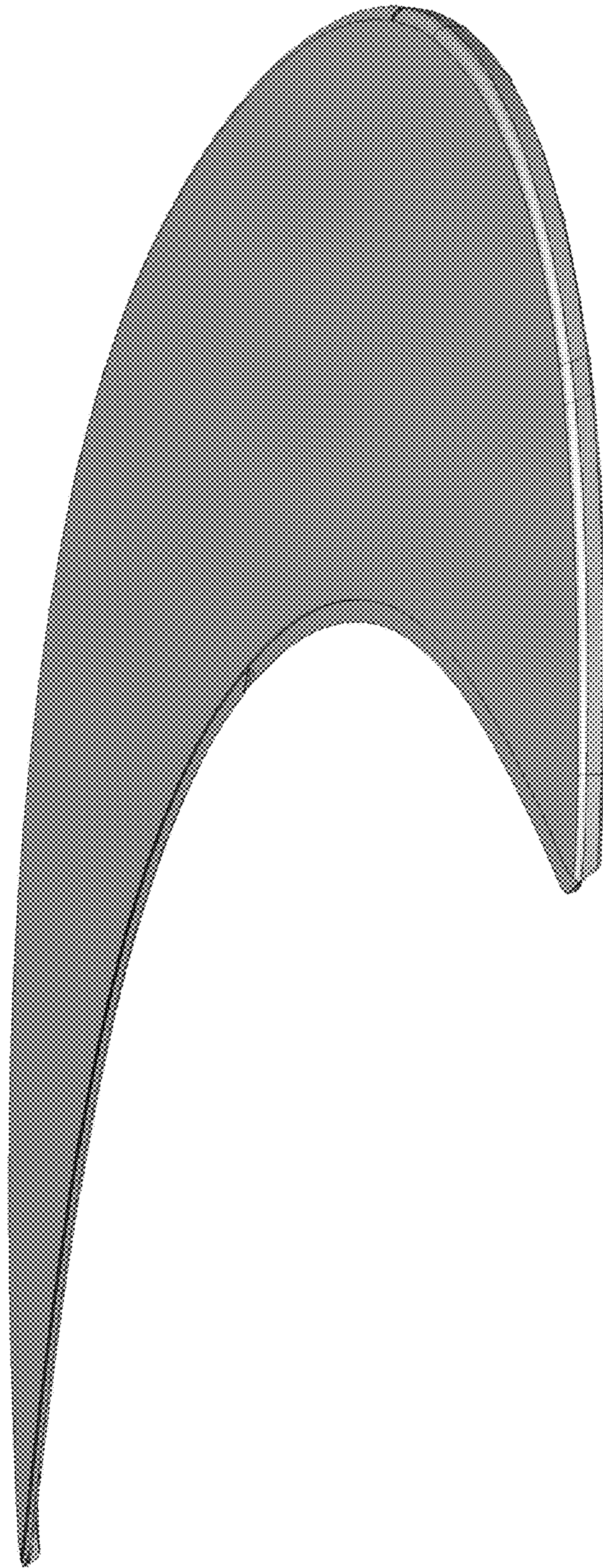


FIG. 7

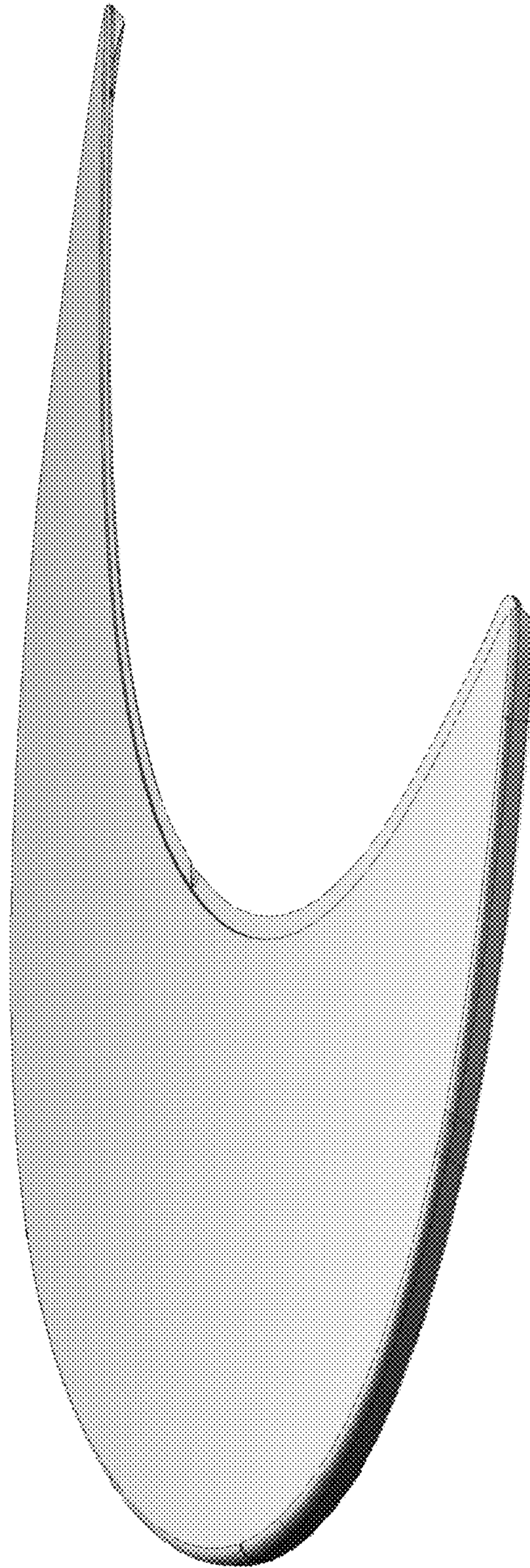


FIG. 8

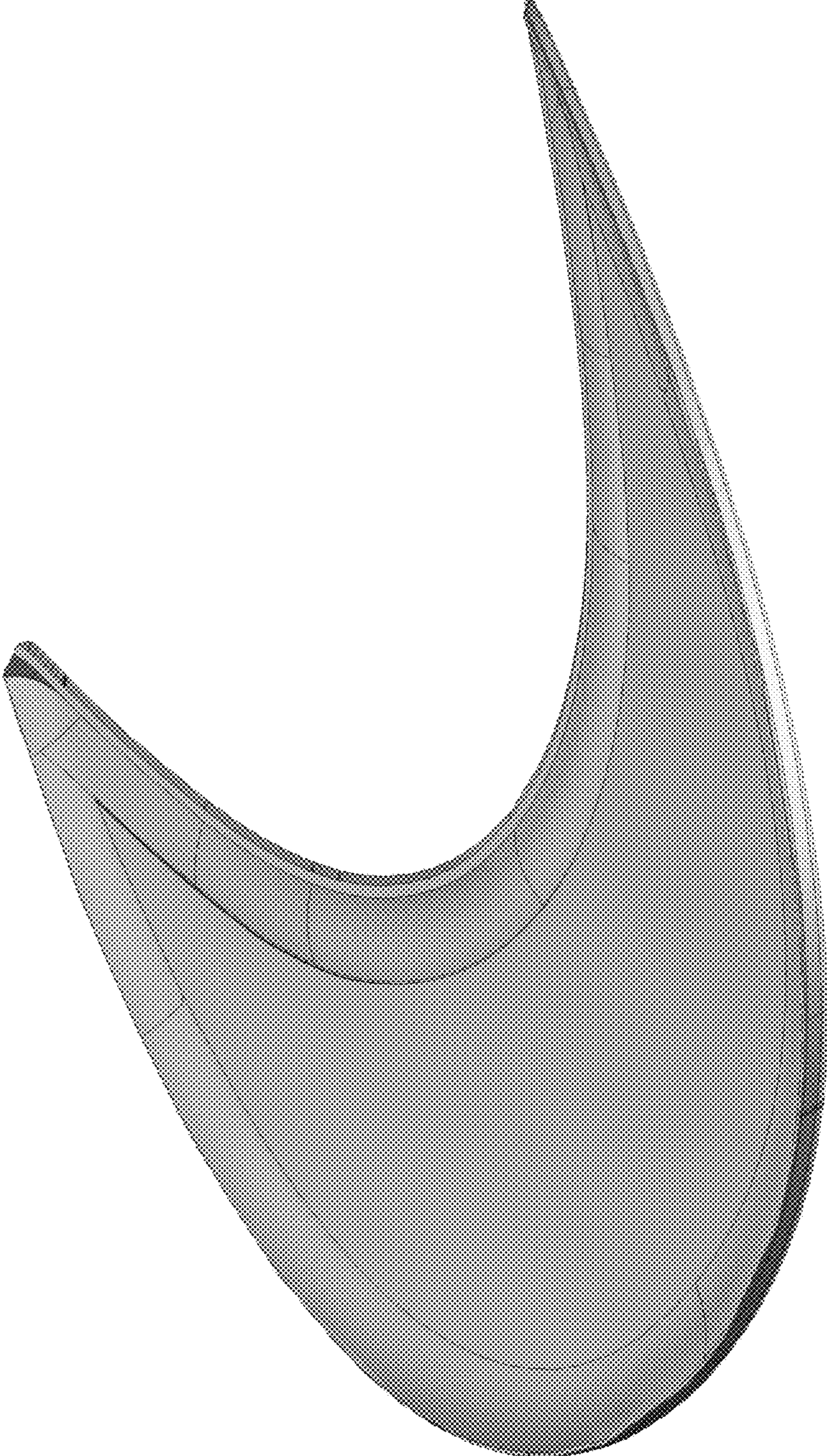


FIG. 9

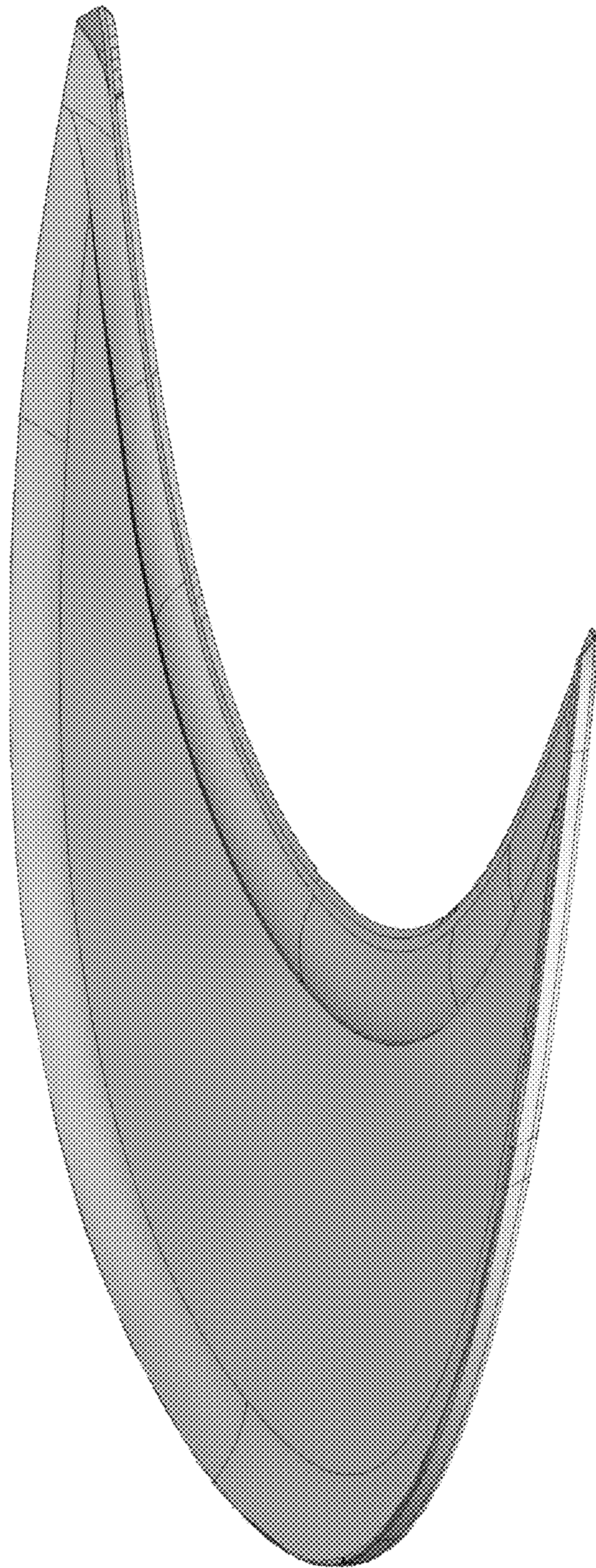


FIG. 10

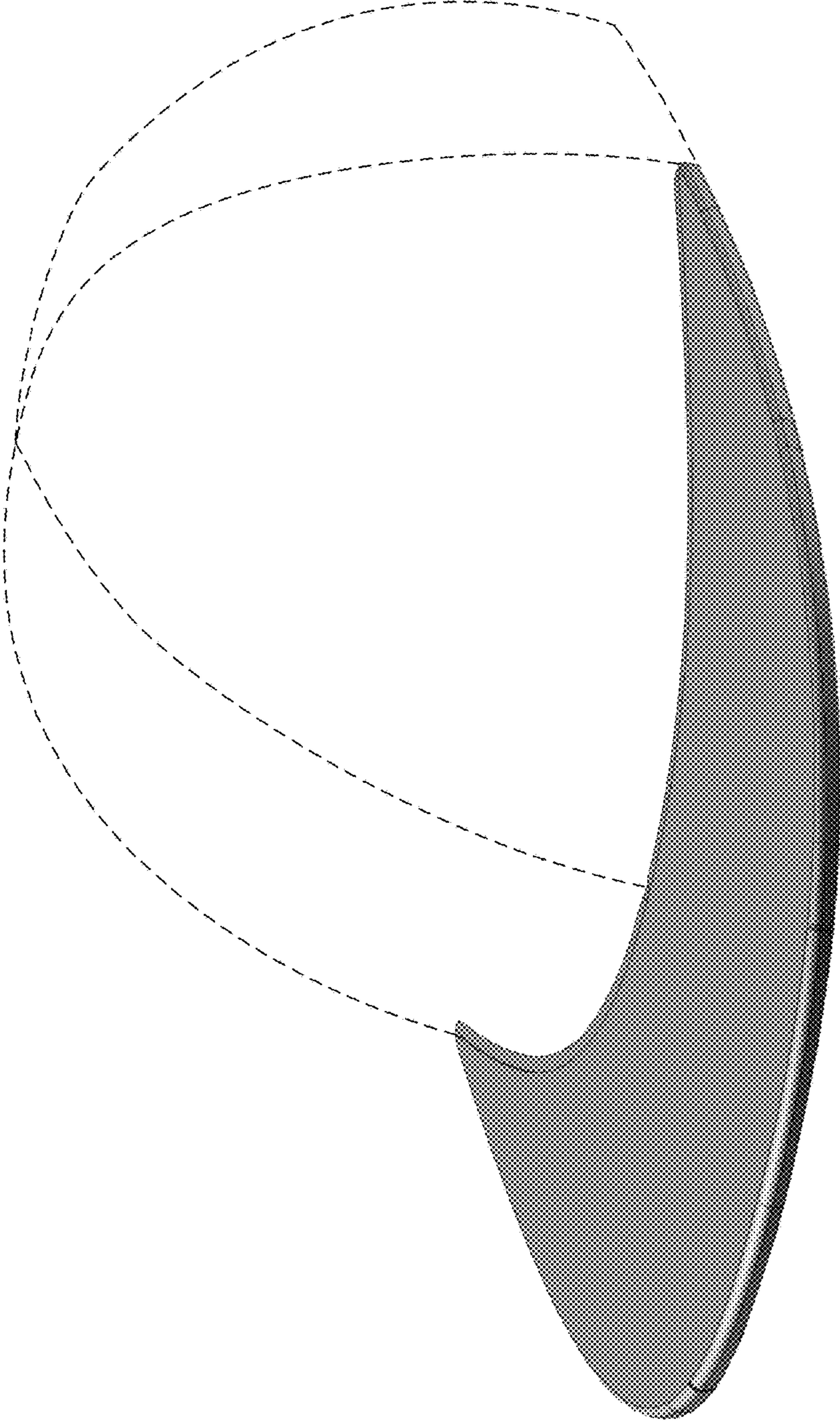


FIG. 11