



US00D832554S

(12) **United States Design Patent**
Rudenko

(10) **Patent No.:** **US D832,554 S**

(45) **Date of Patent:** **** Oct. 30, 2018**

- (54) **COIN DISPLAY CASE**
- (71) Applicant: **Coin Garden**, Key West, FL (US)
- (72) Inventor: **Denys Rudenko**, Key West, FL (US)
- (73) Assignee: **COIN GARDEN CORP**, Key West, FL (US)
- (**) Term: **15 Years**
- (21) Appl. No.: **29/617,289**
- (22) Filed: **Sep. 13, 2017**
- (51) **LOC (11) Cl.** **03-01**
- (52) **U.S. Cl.**
USPC **D99/34**
- (58) **Field of Classification Search**
USPC D99/28, 34, 36, 43, 99; D18/3.1, 3.2, D18/3.3, 46, 47; D11/131, 132
CPC A45C 1/12; A45C 2001/003; A45C 2001/006; A45C 2001/102; A45C 2001/104; A45C 2001/105; A45C 2001/107; A45C 2001/108; A45B 2001/125; G07D 9/00; G07D 9/002; G07D 9/004; G07D 9/006; G07D 9/008; G07D 9/02; G07D 9/04; G07D 9/06; G07D 9/065; G07D 11/00; G07D 13/00; G07D 2201/00; G07F 9/04; G07F 9/06; G07F 9/08; B42F 5/00; B44C 5/04
See application file for complete search history.

(56) **References Cited**

U.S. PATENT DOCUMENTS

- D13,973 S * 6/1883 Brownell D11/132
- D15,881 S * 3/1885 Brownell D11/132
- D22,216 S * 2/1893 Lines D99/34
- D42,535 S * 5/1912 Davis D99/34
- 2,410,845 A * 11/1946 Snell G07F 1/06
194/212

- 2,457,998 A * 1/1949 Winter A45C 1/02
206/0.82
- D185,908 S * 8/1959 Kramer D11/157
- D186,845 S * 12/1959 Netivirth et al. D11/157
- 3,100,567 A * 8/1963 Levy A47G 1/12
206/0.82
- D197,045 S * 12/1963 Spadaro D99/34
- 3,139,977 A * 7/1964 Burdick A45C 11/24
206/0.81
- 3,199,666 A * 8/1965 Burdick A47G 1/12
206/0.82
- D203,737 S * 2/1966 Friedman D11/79
- D244,105 S * 4/1977 Piekarski D99/34
- D330,517 S * 10/1992 Takashima D10/126
- D332,668 S * 1/1993 Boss D26/11
- D360,366 S * 7/1995 McGill D10/126
- D386,856 S * 11/1997 Cefalu D11/99
- D423,757 S * 4/2000 Briggs D99/34
- D431,341 S * 9/2000 DiPaolo D3/208
- D432,571 S * 10/2000 Cercone D19/26
- D479,010 S * 8/2003 Patel D26/6
- D595,924 S * 7/2009 Haynes D99/34

(Continued)

Primary Examiner — Elizabeth J Oswecki

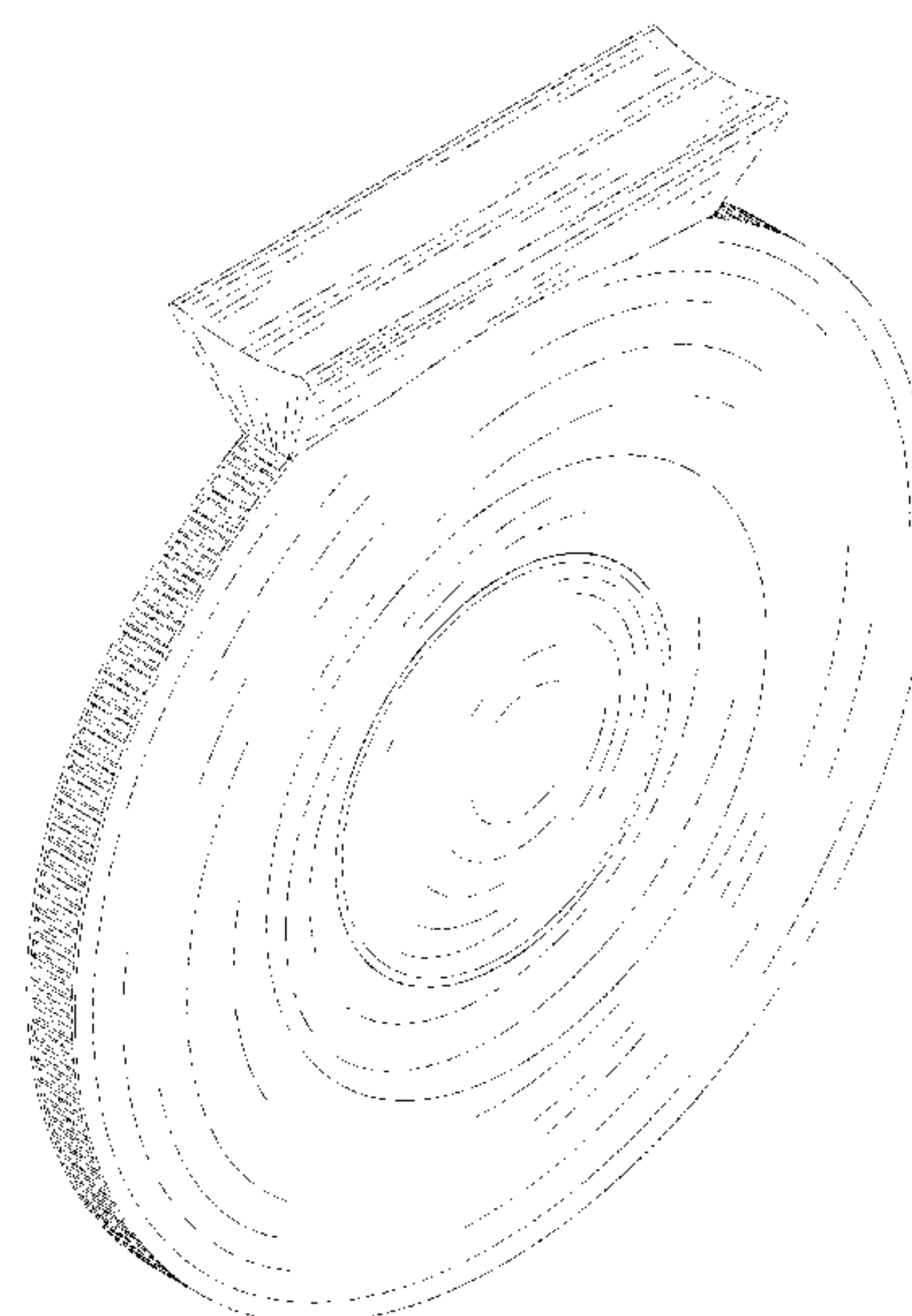
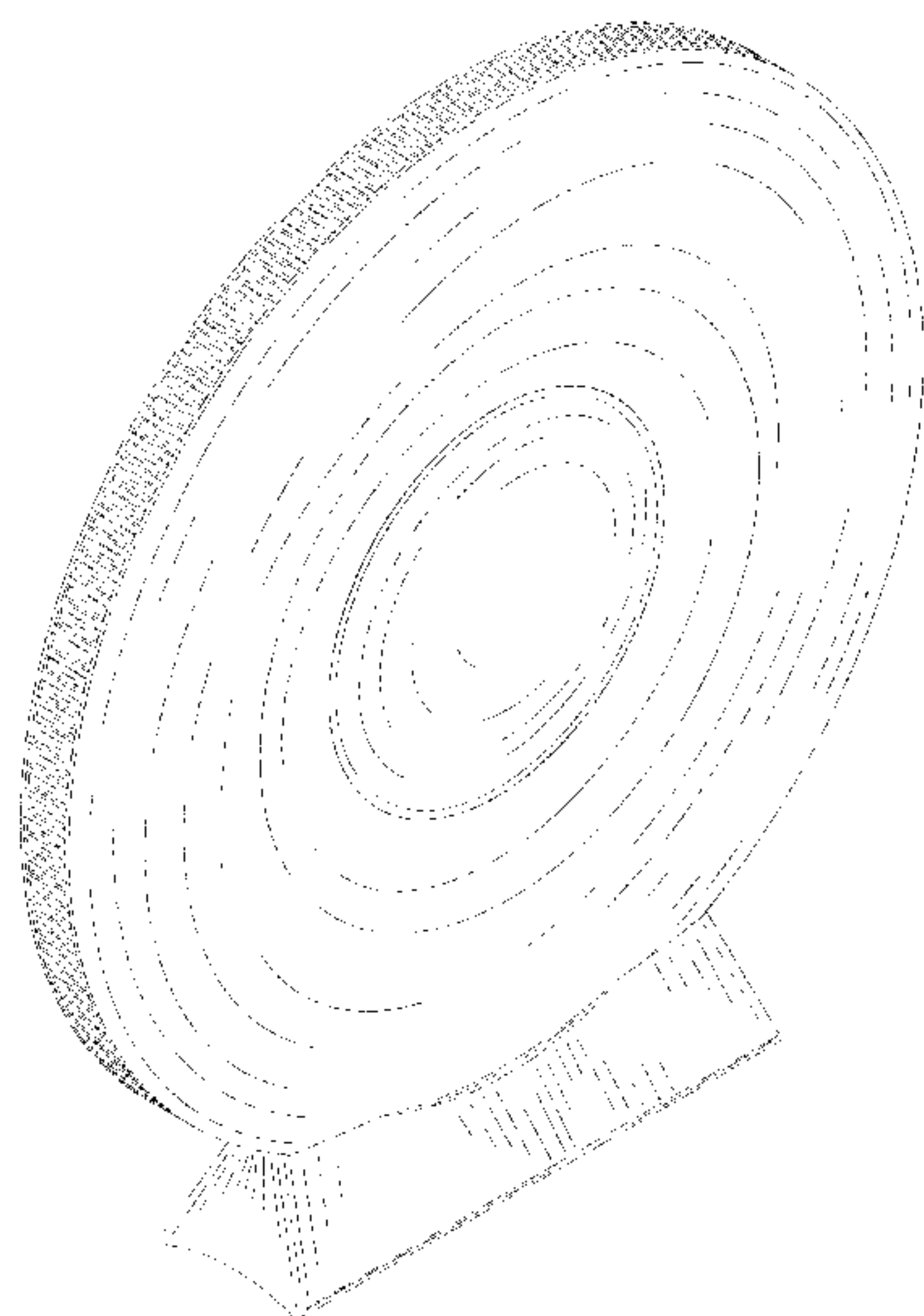
(57) **CLAIM**

The ornamental design for a coin display case, as shown and described.

DESCRIPTION

FIG. 1 is a perspective view of a coin display case showing my new design;
 FIG. 2 is a right-side elevation view thereof;
 FIG. 3 is a left-side elevation view thereof;
 FIG. 4 is a front elevation view thereof, a rear elevation view being a mirror image thereof;
 FIG. 5 is a top plan view thereof;
 FIG. 6 is a bottom plan view thereof;
 FIG. 7 is a bottom perspective view thereof; and,
 FIG. 8 is a cross sectional view thereof taken along line 8-8 in FIG. 3.

1 Claim, 8 Drawing Sheets



(56)

References Cited

U.S. PATENT DOCUMENTS

D603,290 S * 11/2009 Daniels D11/95
D609,603 S * 2/2010 Green D11/132
D647,810 S * 11/2011 Bohrer D10/106.9
8,408,387 B2 * 4/2013 Sottile G07D 9/002
206/0.82
D761,515 S * 7/2016 Johnson D99/34
D770,405 S * 11/2016 Esagoff D13/183
D797,399 S * 9/2017 Seemel D99/34

* cited by examiner

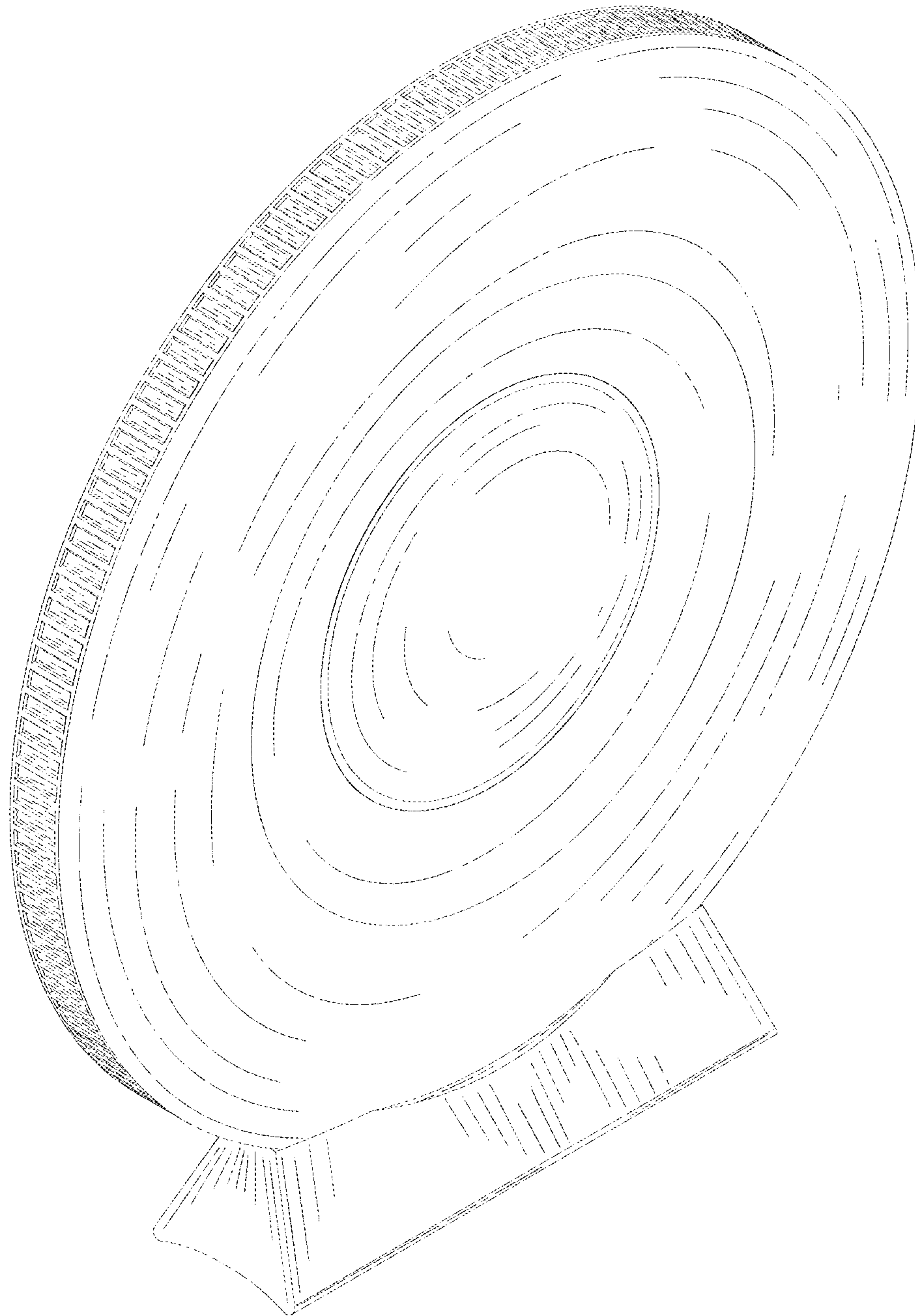


FIG. 1




FIG. 2




FIG. 3

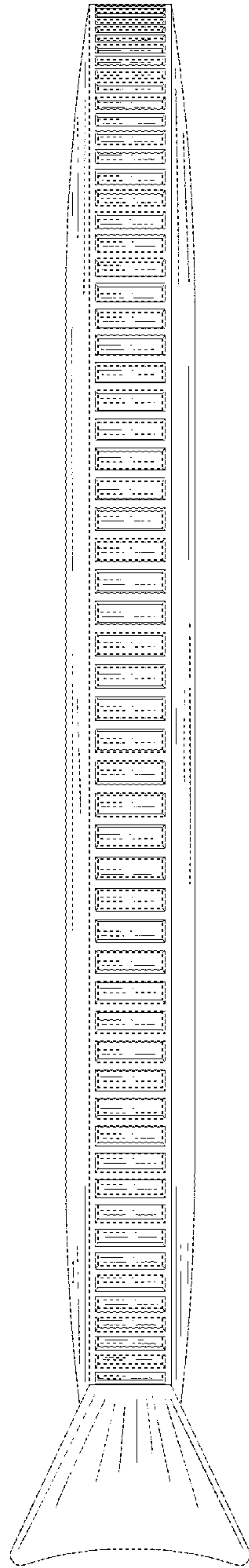


FIG. 4

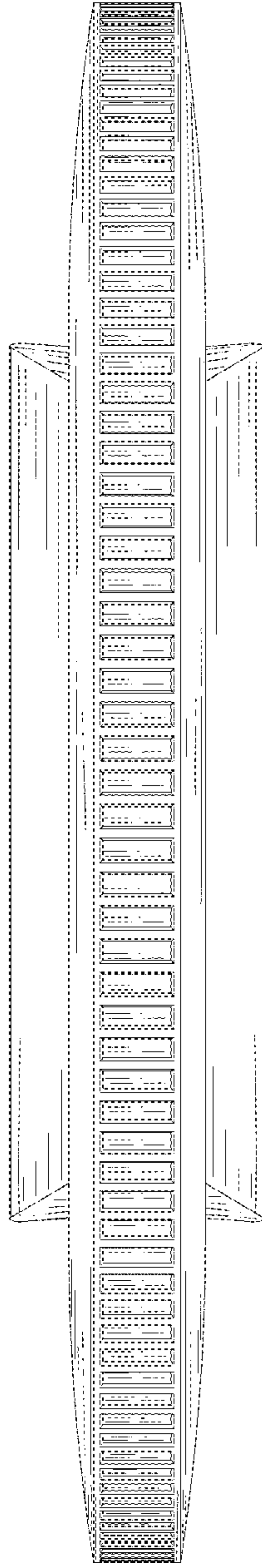


FIG. 5

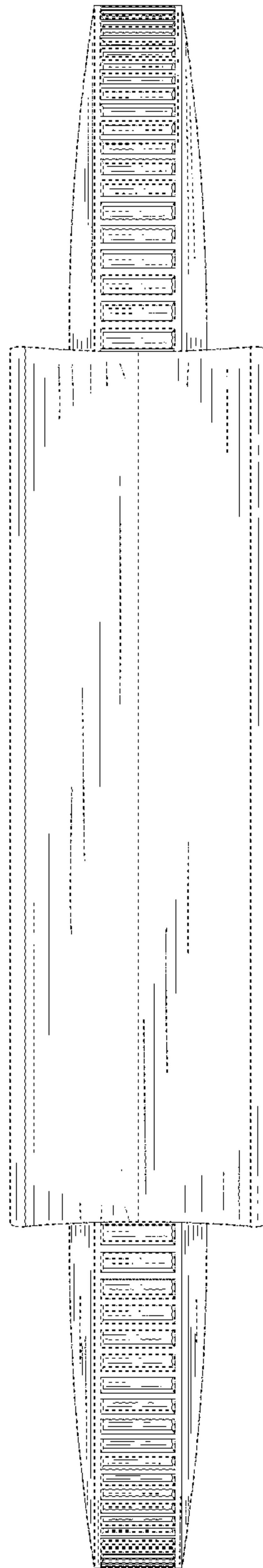


FIG. 6

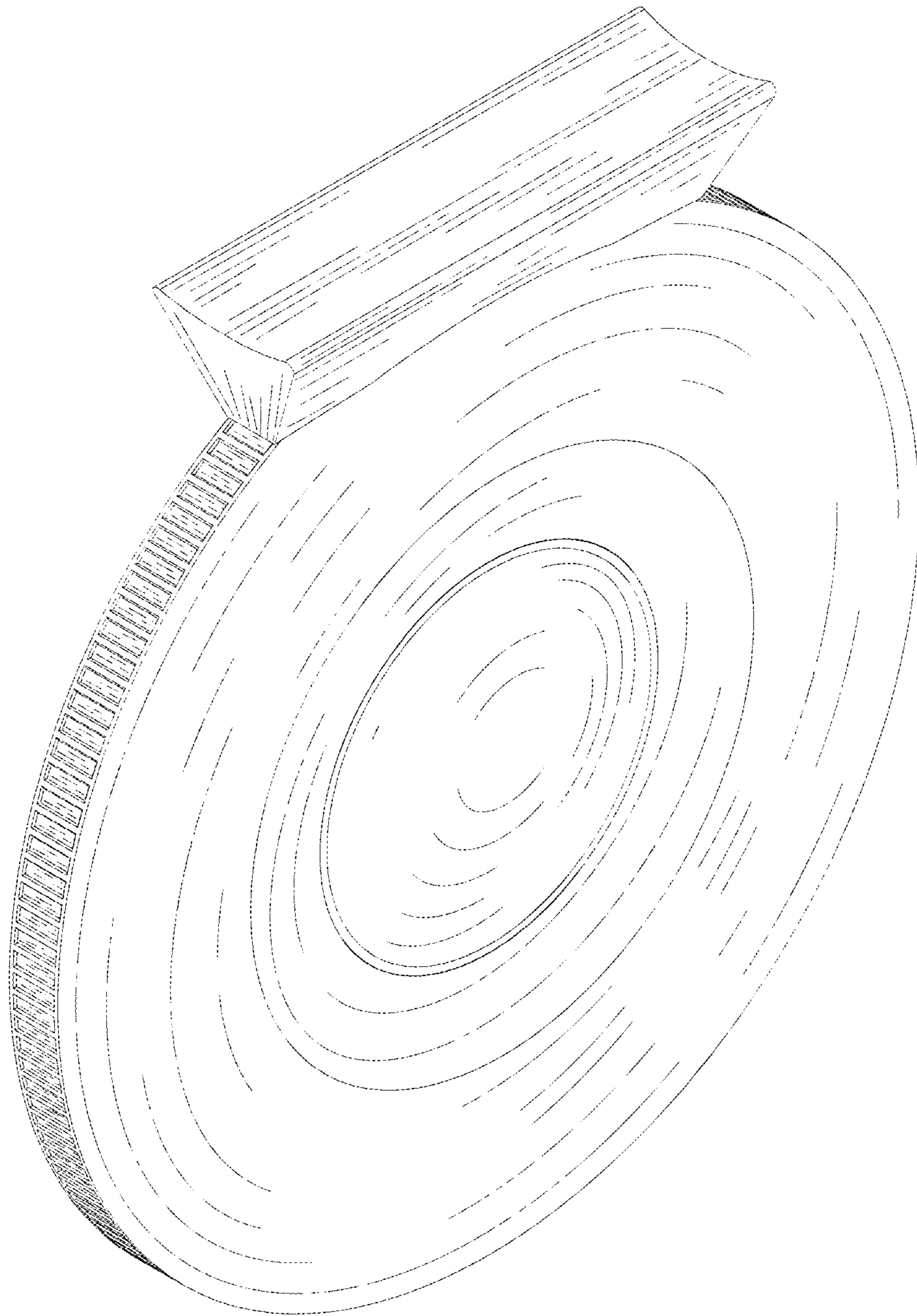


FIG. 7

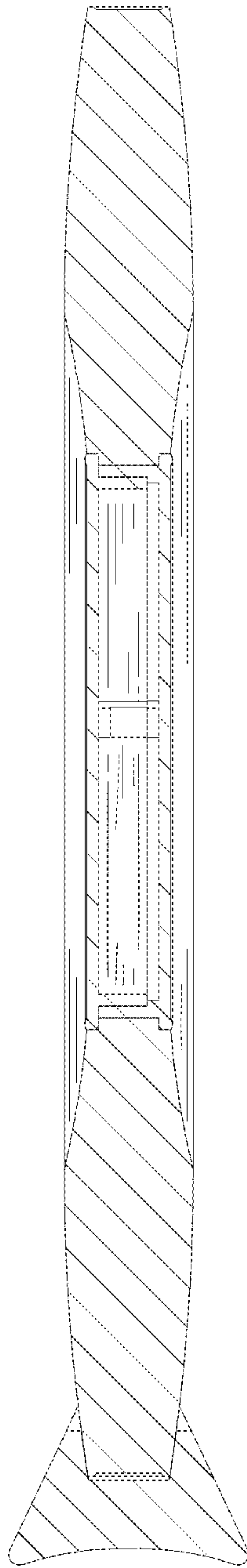


FIG. 8