

US00D832534S

(12) **United States Design Patent**
Ha et al.

(10) **Patent No.:** **US D832,534 S**
(45) **Date of Patent:** **** Oct. 30, 2018**

(54) **WASHING MACHINE**

(71) Applicant: **LG ELECTRONICS INC.**, Seoul (KR)

(72) Inventors: **Youngsoo Ha**, Seoul (KR); **Taewoo Yoo**, Seoul (KR); **Eunyoung Chee**, Seoul (KR); **Jeaseok Seong**, Seoul (KR)

(73) Assignee: **LG Electronics Inc.**, Seoul (KR)

(**) Term: **15 Years**

(21) Appl. No.: **35/502,299**

(22) Filed: **Jul. 14, 2016**

(80) **Hague Agreement Data**

Int. Filing Date: **Jul. 14, 2016**
Int. Reg. No.: **DM/091767**
Int. Reg. Date: **Jul. 14, 2016**
Int. Reg. Pub. Date: **Jan. 20, 2017**

(30) **Foreign Application Priority Data**

Jan. 26, 2016 (KR) 30-2016-0003905

(51) **LOC (11) Cl.** **15-05**

(52) **U.S. Cl.**
USPC **D32/6**

(58) **Field of Classification Search**
USPC D32/1, 5, 6, 8, 10, 11, 25, 29
CPC . B08B 3/12; D06F 17/04; D06F 31/00; D06F 37/02; D06F 37/0812; D06F 37/145; D06F 39/125

See application file for complete search history.

(56) **References Cited**

U.S. PATENT DOCUMENTS

D177,010 S * 3/1956 Boldt D32/6
D236,152 S * 7/1975 Yamamoto D32/8

D536,145 S *	1/2007	Lee	D32/6
D556,956 S *	12/2007	Kim	D32/6
D575,913 S *	8/2008	Jeon	D32/6
D589,216 S *	3/2009	Park	D32/6
D759,909 S *	6/2016	Kim	D32/6
D770,706 S *	11/2016	Ha	D32/6
D771,330 S *	11/2016	Ha	D32/6
D773,755 S *	12/2016	Hwang	D32/6
D773,757 S *	12/2016	Hwang	D32/6
D774,714 S *	12/2016	Kang	D32/6
D774,716 S *	12/2016	Kim	D32/6
D781,007 S *	3/2017	Jang	D32/6
D792,663 S *	7/2017	Kim	D32/6
D793,013 S *	7/2017	Kang	D32/6
D794,266 S *	8/2017	Yoon	D32/6
D794,267 S *	8/2017	Kang	D32/6
2003/0230017 A1 *	12/2003	Geyer	G09F 13/04 40/544

(Continued)

Primary Examiner — Darlington Ly

(74) *Attorney, Agent, or Firm* — Birch, Stewart, Kolasch & Birch, LLP

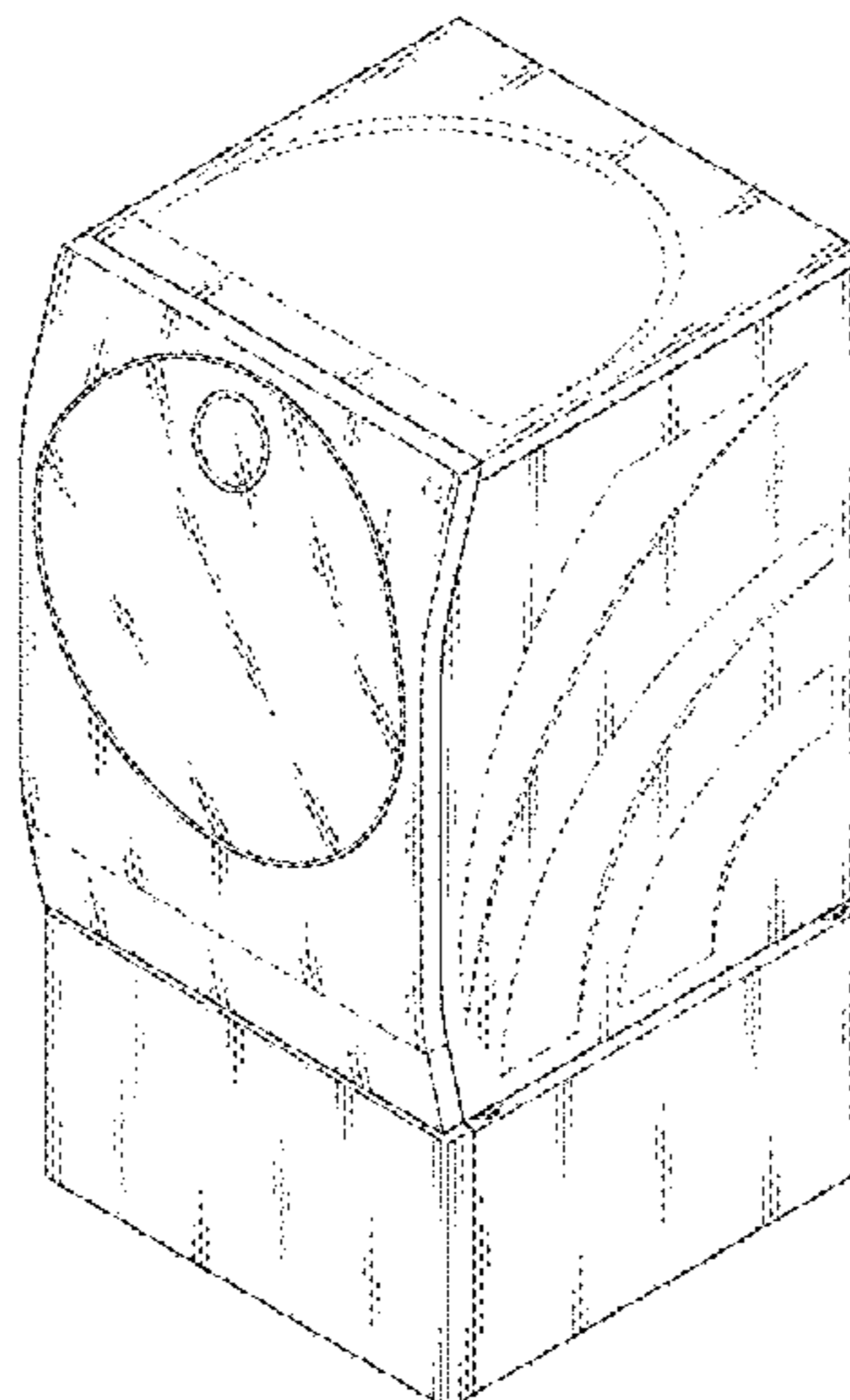
(57) **CLAIM**

The ornamental design for a washing machine, as shown and described.

DESCRIPTION

1. Washing machine
1.1 is a top, front, and right side perspective view of a washing machine showing our new design;
1.2 is a front elevational view thereof;
1.3 is a rear elevational view thereof;
1.4 is a left side elevational view thereof;
1.5 is a right side elevational view thereof;
1.6 is a top plan view thereof;
1.7 is a bottom plan view thereof; and
1.8 is a top, front, and right side perspective view thereof with the door of the pedestal unit pulled out.
The broken lines in the reproductions illustrate portions of the washing machine that form no part of the claimed design.

1 Claim, 8 Drawing Sheets



(56)

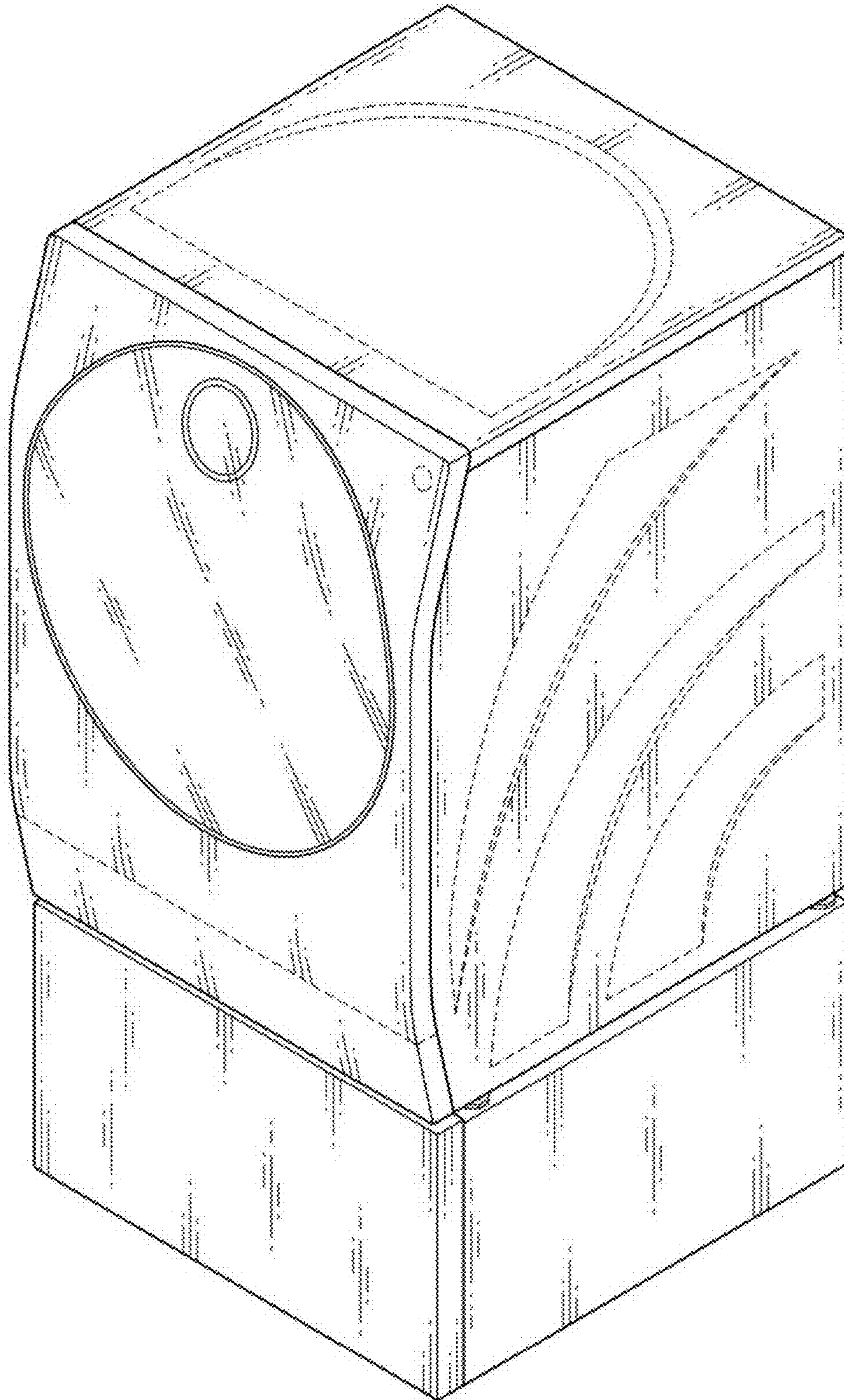
References Cited

U.S. PATENT DOCUMENTS

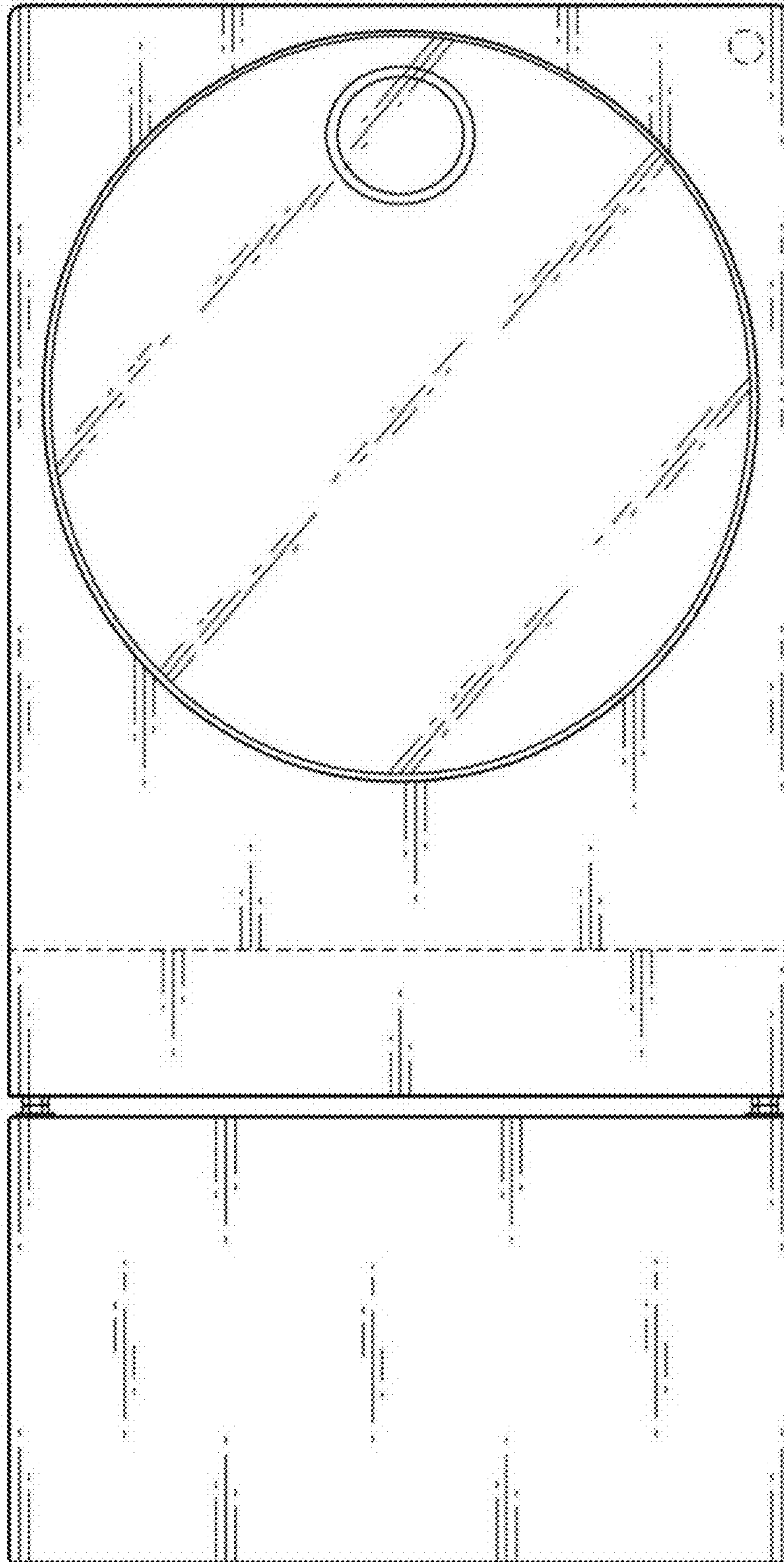
2011/0023559 A1* 2/2011 Schone D06F 7/10
68/212

* cited by examiner


1.1



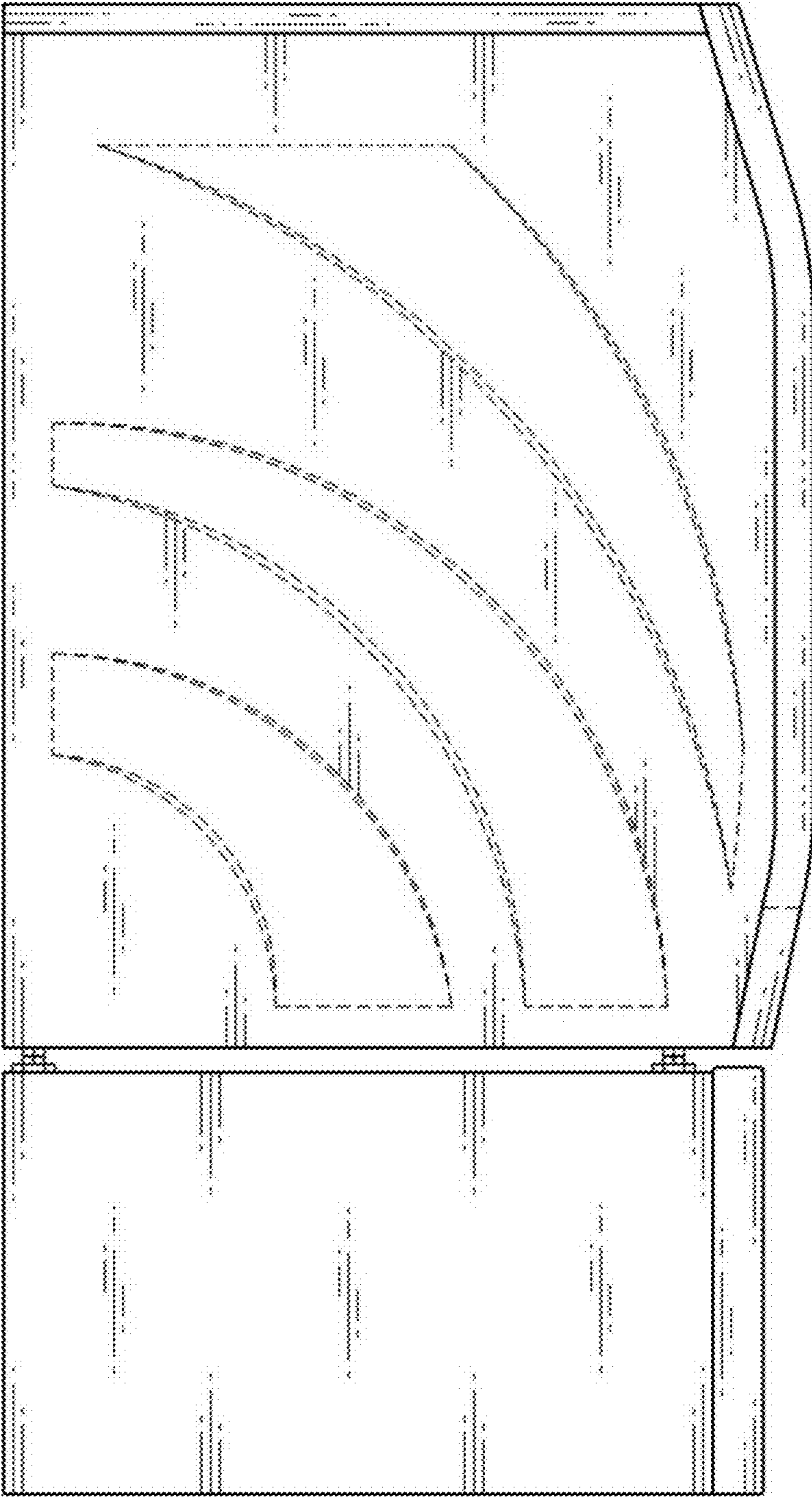
1.2



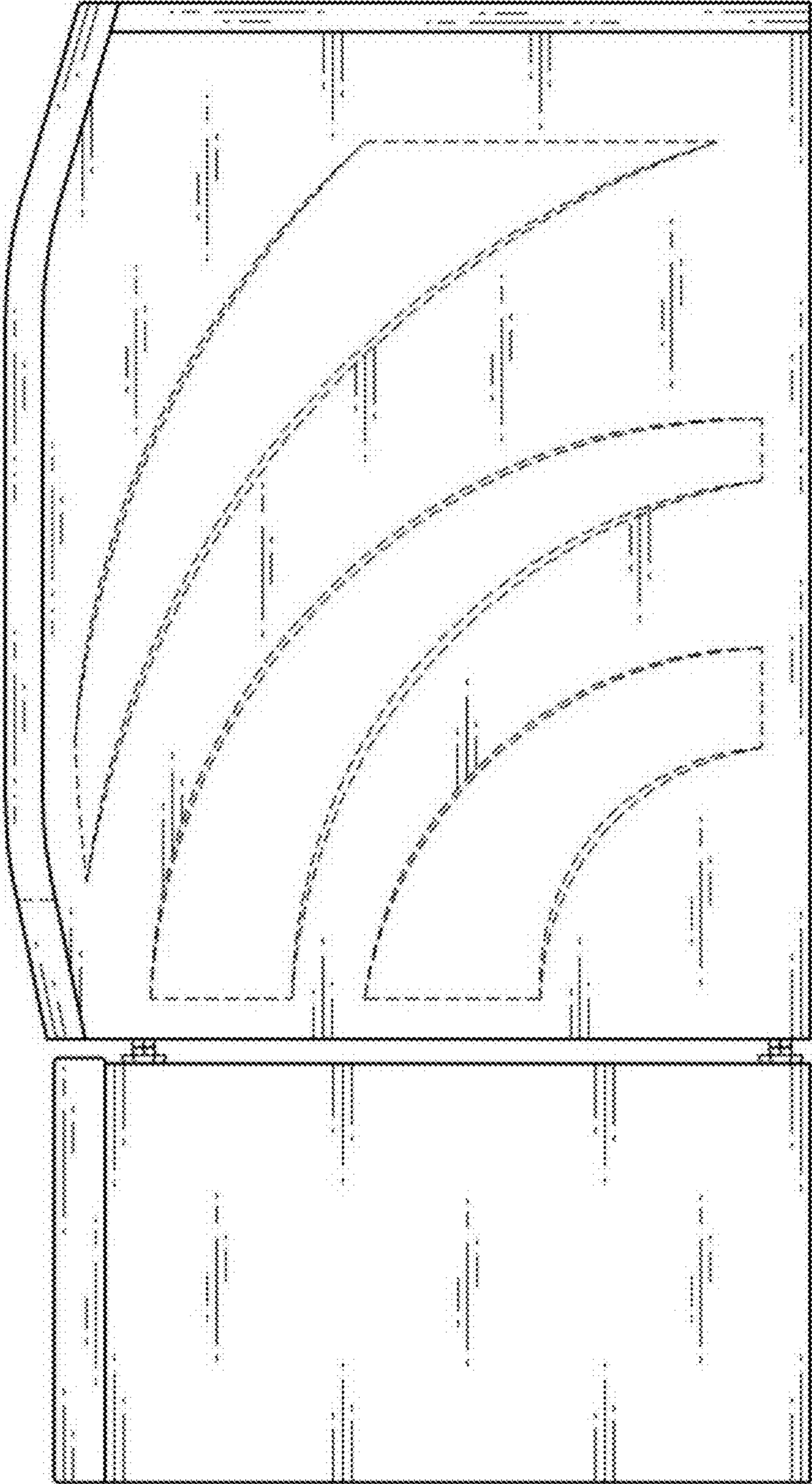
1.3



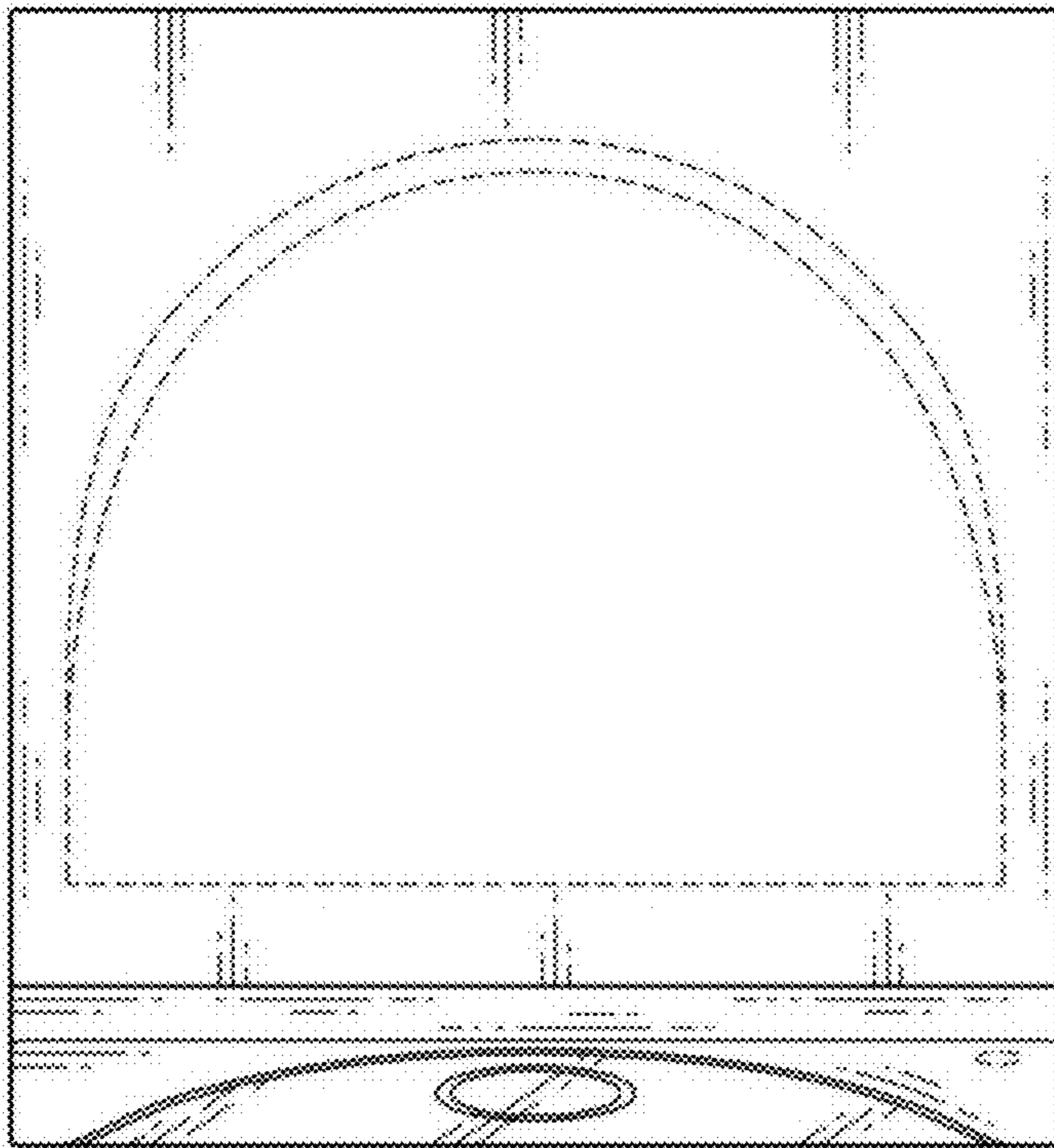
1.4




1.5



1.6



1.7



1.8

