



US00D832525S

(12) **United States Design Patent**
Sato et al.

(10) **Patent No.:** **US D832,525 S**
(45) **Date of Patent:** **** Oct. 30, 2018**

(54) WIG BASE	3,777,768 A *	12/1973	Scigliano	A41G 3/00 132/201
(71) Applicant: Aderans Company Limited , Tokyo (JP)	3,809,100 A	5/1974	Megna	
	4,576,189 A	3/1986	Regina	
	4,825,886 A	5/1989	Allen	
(72) Inventors: Takashi Sato , Tokyo (JP); Mutsumi Kawasaki , Tokyo (JP)	5,117,846 A	6/1992	Finamore et al.	
	5,592,957 A	1/1997	Gazero et al.	
	6,012,460 A	1/2000	Kikuchi	
(73) Assignee: Aderans Company Limited (JP)	6,170,491 B1	1/2001	Maekawa	
	6,431,181 B1 *	8/2002	Torres	A45D 19/0025 132/208
(**) Term: 15 Years	6,688,315 B1	2/2004	Harrison	
(21) Appl. No.: 29/543,632	7,222,627 B1 *	5/2007	Johns	A41G 3/0058 132/201

(Continued)

(22) Filed: **Oct. 27, 2015**

Related U.S. Application Data

(62) Division of application No. 29/499,674, filed on Aug. 18, 2014, now Pat. No. Des. 767,210, which is a division of application No. 29/472,969, filed on Nov. 18, 2013, now Pat. No. Des. 726,968.

(30) **Foreign Application Priority Data**

May 16, 2013	(JP)	2013-010799
May 16, 2013	(JP)	2013-010800
May 16, 2013	(JP)	2013-010801
May 16, 2013	(JP)	2013-010802
May 16, 2013	(JP)	2013-010803
May 16, 2013	(JP)	2013-010804

(51) **LOC (11) Cl.** **28-04**

(52) **U.S. Cl.**
USPC **D28/92**

(58) **Field of Classification Search**
USPC D28/39-43, 92, 93
CPC A41G 3/0041; A41G 3/0083
See application file for complete search history.

(56) **References Cited**

U.S. PATENT DOCUMENTS

2,438,005 A	3/1948	Goldman	
3,734,105 A *	5/1973	Borghese	A41G 3/00 132/53

FOREIGN PATENT DOCUMENTS

JP	1164103	1/2003
JP	1164268	1/2003

(Continued)

Primary Examiner — Zenia I Bennett

(74) *Attorney, Agent, or Firm* — Saidman DesignLaw Group, LLC

(57) **CLAIM**

The ornamental design for wig bases, as shown and described.

DESCRIPTION

FIG. 1 is a top plan view of a wig base according to our new design;


FIG. 2 is a bottom plan view thereof;

FIG. 3 is a front view thereof;

FIG. 4 is a rear view thereof; and,

FIG. 5 is a right side view thereof, the opposite left side view being a mirror image thereof.

1 Claim, 2 Drawing Sheets



(56)

References Cited

U.S. PATENT DOCUMENTS

7,537,014 B1 5/2009 Yoo
D680,273 S 4/2013 Hartwich
8,925,559 B2 1/2015 Tiram

FOREIGN PATENT DOCUMENTS

JP 1164269 1/2003
JP 1317971 12/2007
JP 1347804 1/2009

* cited by examiner

Fig. 1




Fig. 2




Fig. 3

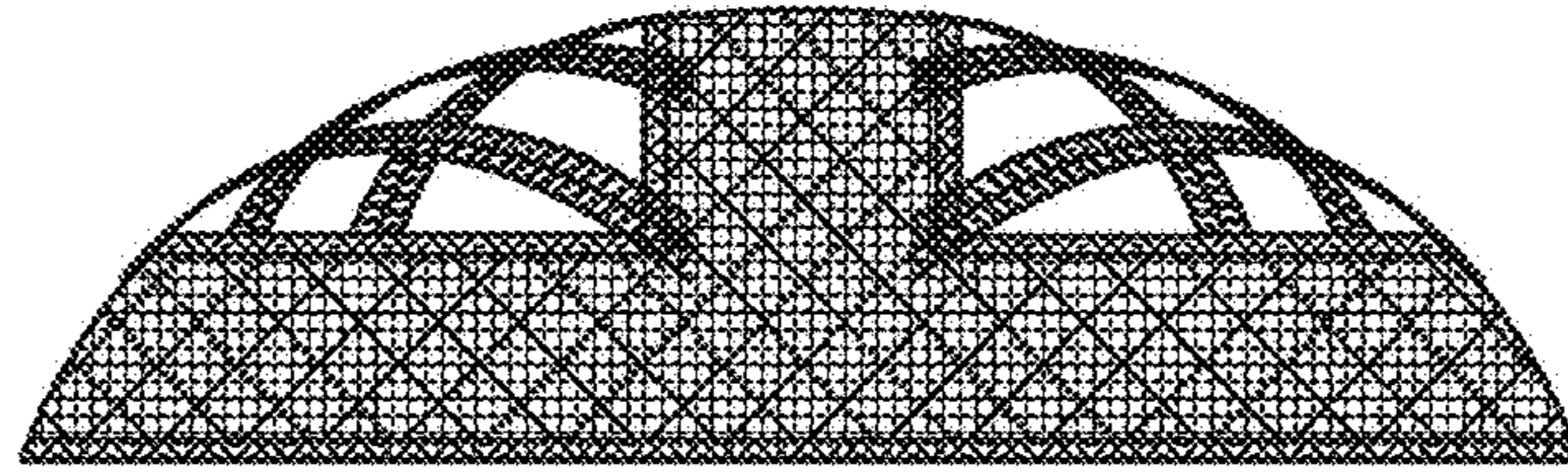


Fig. 4

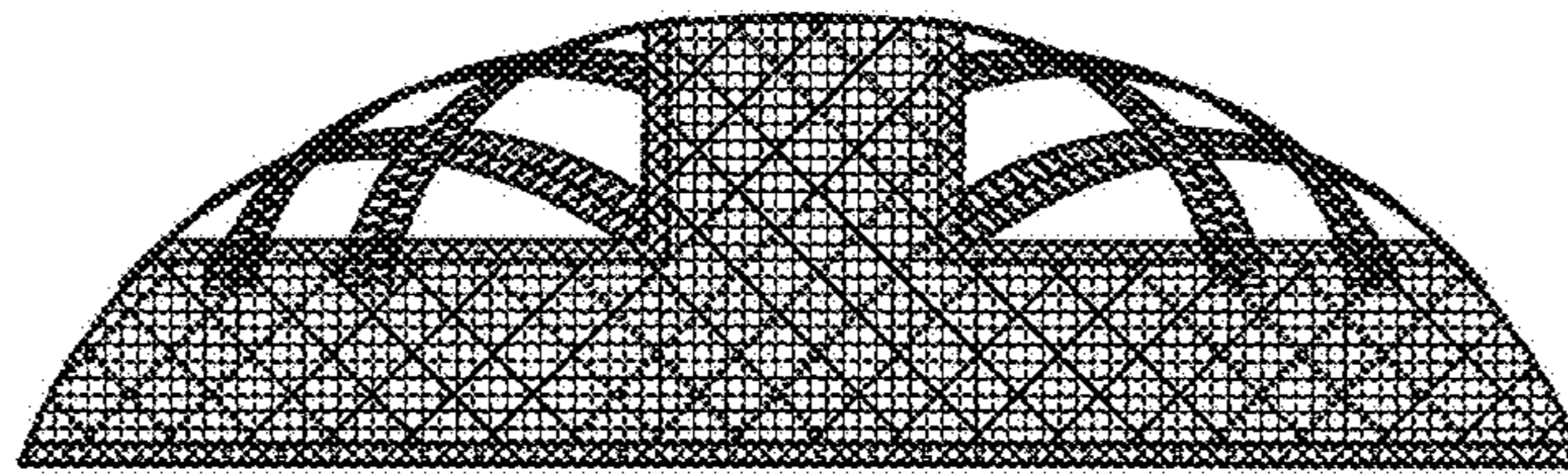


Fig. 5

