



US00D832518S

(12) **United States Design Patent** (10) **Patent No.:** **US D832,518 S**
Gomes (45) **Date of Patent:** **** Oct. 30, 2018**

- (54) **NAIL TOOL**
- (71) Applicant: **Barbara Gomes**, Margate City, NJ (US)
- (72) Inventor: **Barbara Gomes**, Margate City, NJ (US)
- (73) Assignee: **Gomes Concepts LLC**, Henderson, NV (US)
- (**) Term: **15 Years**
- (21) Appl. No.: **29/636,627**
- (22) Filed: **Feb. 9, 2018**
- (51) **LOC (11) Cl.** **28-03**
- (52) **U.S. Cl.**
USPC **D28/57**
- (58) **Field of Classification Search**
USPC D28/56, 57, 59; D24/154
CPC A45D 29/05; A45D 29/16
See application file for complete search history.

(56) **References Cited**

U.S. PATENT DOCUMENTS

1,589,339 A * 6/1926 Goldman A45D 29/16
132/75.3
D249,167 S * 8/1978 Hovda D28/57
4,559,957 A * 12/1985 Hokama A45D 29/16
132/73
D308,735 S * 6/1990 Cane D28/57
D321,303 S * 11/1991 Augustino D7/688
D334,248 S * 3/1993 Odabach D28/57
D334,632 S * 4/1993 Odabach D28/57
D338,739 S * 8/1993 Odabach D28/57
5,755,239 A * 5/1998 Baltierra A45D 29/16
132/73

D396,131 S * 7/1998 Wiggins D28/57
D405,179 S * 2/1999 Kirsch D24/152
D425,202 S * 5/2000 Hammond D24/152
D437,455 S * 2/2001 Baltierra D28/57
D440,810 S * 4/2001 Olson D7/300.2
D560,035 S * 1/2008 Ross D28/57
D571,962 S * 6/2008 Wittke-Kothe D24/149
D573,309 S * 7/2008 Wittke-Kothe D24/149
D577,461 S * 9/2008 Wittke-Kothe D24/149
D600,407 S * 9/2009 Padain D28/44.1
D612,993 S * 3/2010 Schaeffer D24/149
D631,306 S * 1/2011 Capaul D7/688
D729,935 S * 5/2015 Gu D24/152
D750,837 S * 3/2016 Gast D28/57
D790,061 S * 6/2017 Gu D24/152
D807,505 S * 1/2018 Chauhan D24/154
D807,507 S * 1/2018 Chauhan D24/154
2005/0056295 A1 * 3/2005 Lam A45D 29/16
132/73.5
2013/0125909 A1 * 5/2013 Meeks A45D 29/16
132/75.3

* cited by examiner

Primary Examiner — Jennifer Rivard

(74) *Attorney, Agent, or Firm* — Gearhart Law LLC


(57) **CLAIM**

The ornamental design for a nail tool, as shown and described.

DESCRIPTION

FIG. 1 is a perspective view of the nail tool.
 FIG. 2 is a front view thereof.
 FIG. 3 is a back view thereof.
 FIG. 4 is a left side view thereof.
 FIG. 5 is a right side view thereof.
 FIG. 6 is a top view thereof; and,
 FIG. 7 is a bottom view thereof.

1 Claim, 4 Drawing Sheets



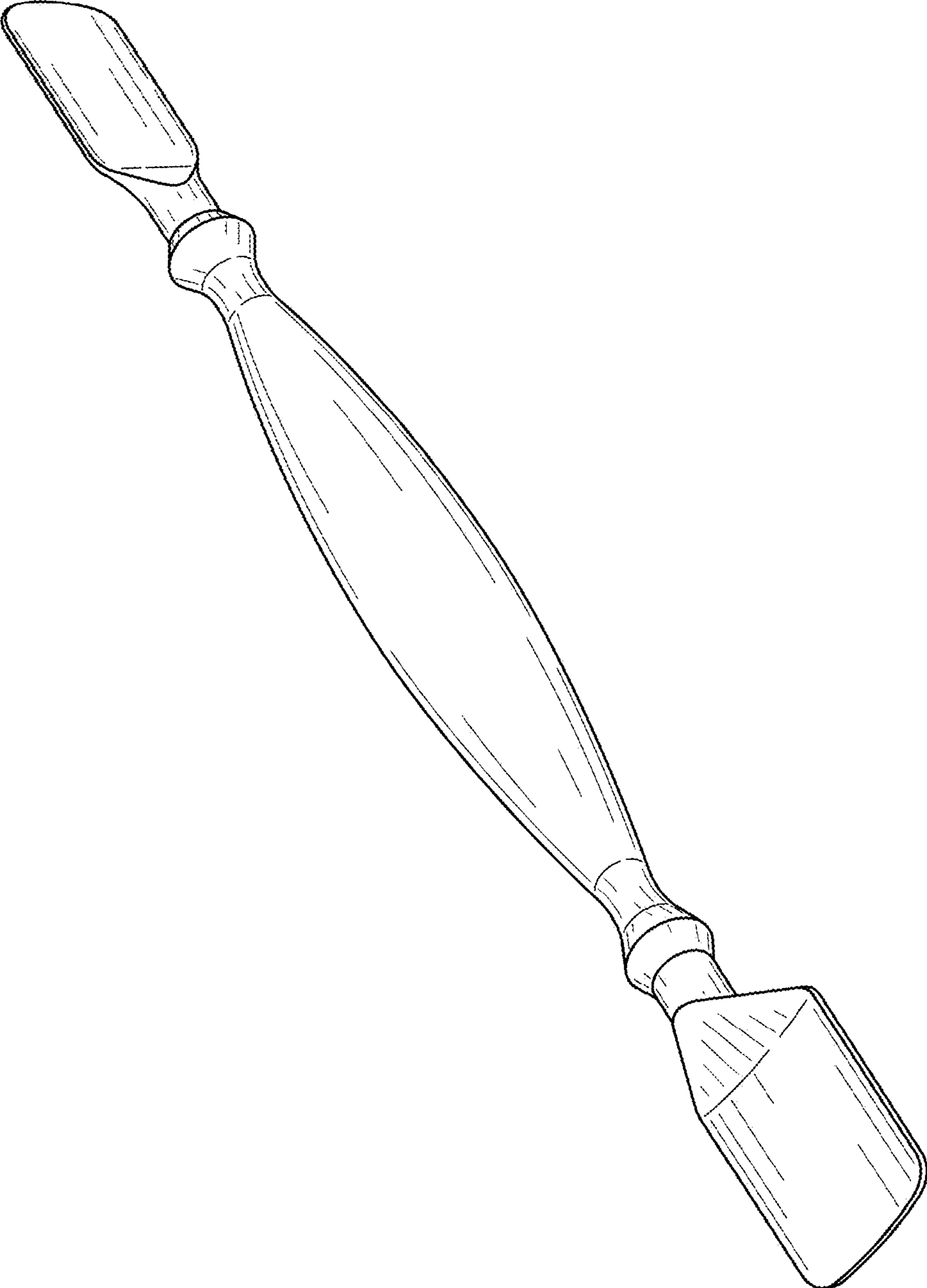


FIG. 1

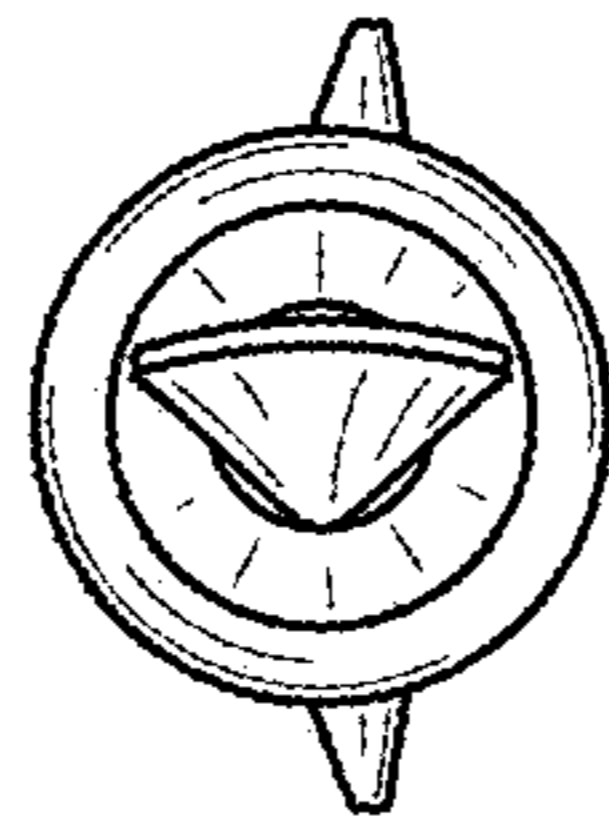


FIG. 3

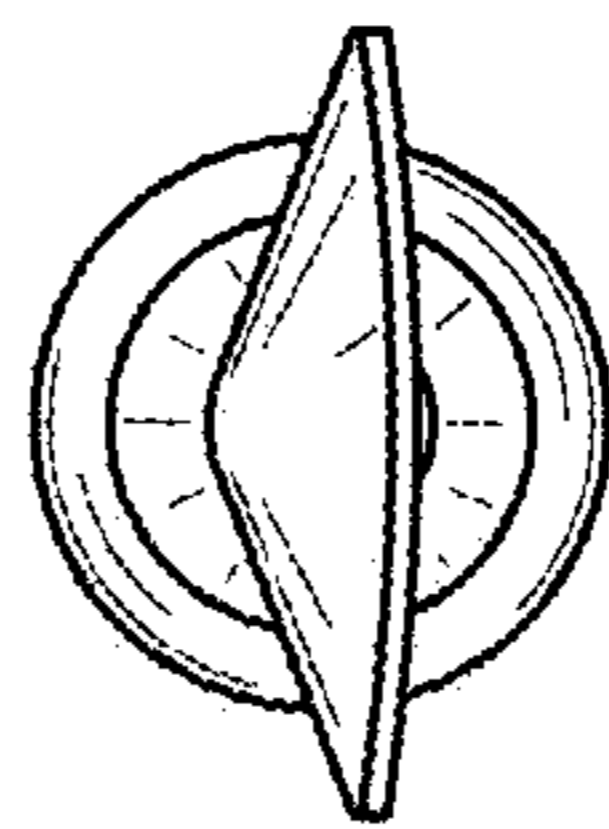


FIG. 2




FIG. 4




FIG. 5

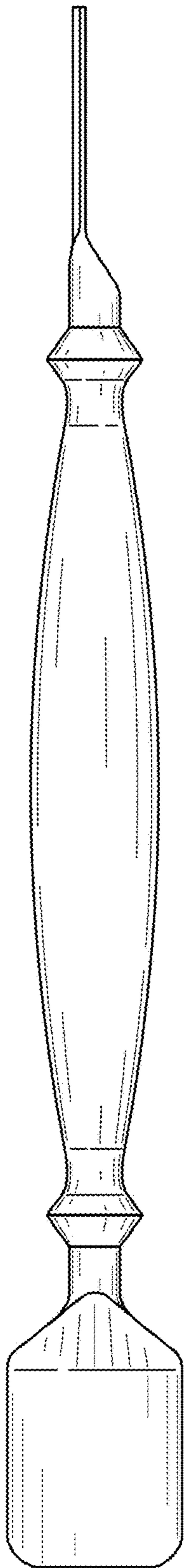


FIG. 6

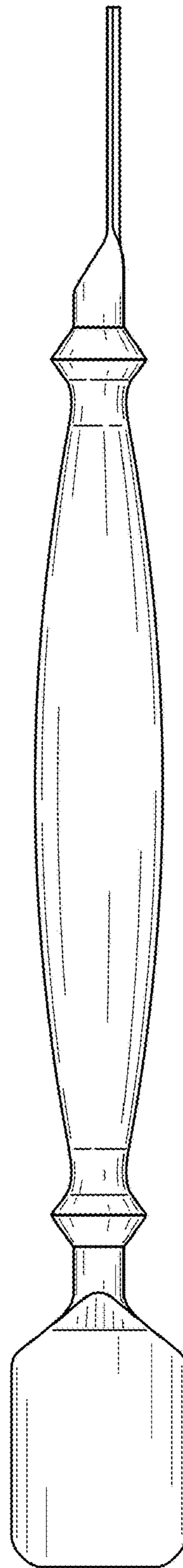


FIG. 7