



US00D832512S

(12) **United States Design Patent** (10) **Patent No.:** **US D832,512 S**
Hsu (45) **Date of Patent:** **** Oct. 30, 2018**

(54) **HAIR BUNDLE**

(71) Applicant: **Shih-Ling Hsu**, Tainan (TW)

(72) Inventor: **Shih-Ling Hsu**, Tainan (TW)

(**) Term: **15 Years**

(21) Appl. No.: **29/606,806**

(22) Filed: **Jun. 7, 2017**

(51) **LOC (11) Cl.** **28-03**

(52) **U.S. Cl.**
USPC **D28/41**

(58) **Field of Classification Search**

USPC D11/3, 4, 5, 6; D28/10, 21-34, 39, 40,
D28/41, 42, 43, 92; D29/112, 108, 104
CPC A45D 2008/002; A45D 2008/004; A45D
2008/006; A45D 2008/008; A45D 8/00;
A45D 8/34; A45D 8/36; F16L 11/11

See application file for complete search history.

(56) **References Cited**

U.S. PATENT DOCUMENTS

2,765,798	A *	10/1956	Carvell	A45D 8/38 132/55
3,693,637	A *	9/1972	Sidelman	A41G 5/00 132/273
D415,313	S *	10/1999	Maturaporn	D28/41
6,047,708	A *	4/2000	Panel	A45D 8/34 132/200
6,052,850	A *	4/2000	Salido	A47G 9/10 5/637
D631,212	S *	1/2011	Morton	D30/160
D669,218	S *	10/2012	Tsai	D28/41
D780,376	S *	2/2017	Johnson	D28/41
9,642,432	B2 *	5/2017	Carey	A45D 8/34
2015/0335123	A1 *	11/2015	Chen	A45D 8/36 132/275

OTHER PUBLICATIONS

Smilco 3 Pieces Hair Bun Maker Hair Donut Bun Maker Tool, posted Feb. 7, 2017 [online], retrieved Jul. 3, 2018, retrieved from internet, <https://www.amazon.com/Smilco-Pieces-Maker-Medium-Blonde/dp/B01G4QCBC8/ref=pd_rhf_dp_s_rhf_cp_ss_0_14?_encoding=UTF8&pd_rd_i=B0758683LJ&pd_rd_r=WMNW8QCW3Z9EZHYW7TNF&pd_rd_w=>>.*

Conair Bun Maker, posted Sep. 22, 2012 [online], retrieved Jul. 3, 2018, retrieved from internet, <<http://savvyglamguide.blogspot.com/2012/09/conair-bun-maker.html>>.*

Inside the Beauty Closet: The Secret Trick To Doing the Donut Bun, posted Jul. 5, 2012 [online], retrieved Jul. 3, 2018, retrieved from internet, <<https://www.seventeen.com/beauty/hair/advice/a18767/secrets-to-getting-the-perfect-donut-bun/>>.*

* cited by examiner

Primary Examiner — Barbara Fox

Assistant Examiner — Messina L Smith

(57) **CLAIM**

The ornamental design for a hair bundle, as shown and described.

DESCRIPTION

FIG. 1 is a perspective view of a hair bundle showing my new design thereof;

FIG. 2 is a front elevational view thereof;

FIG. 3 is a rear elevational view thereof;

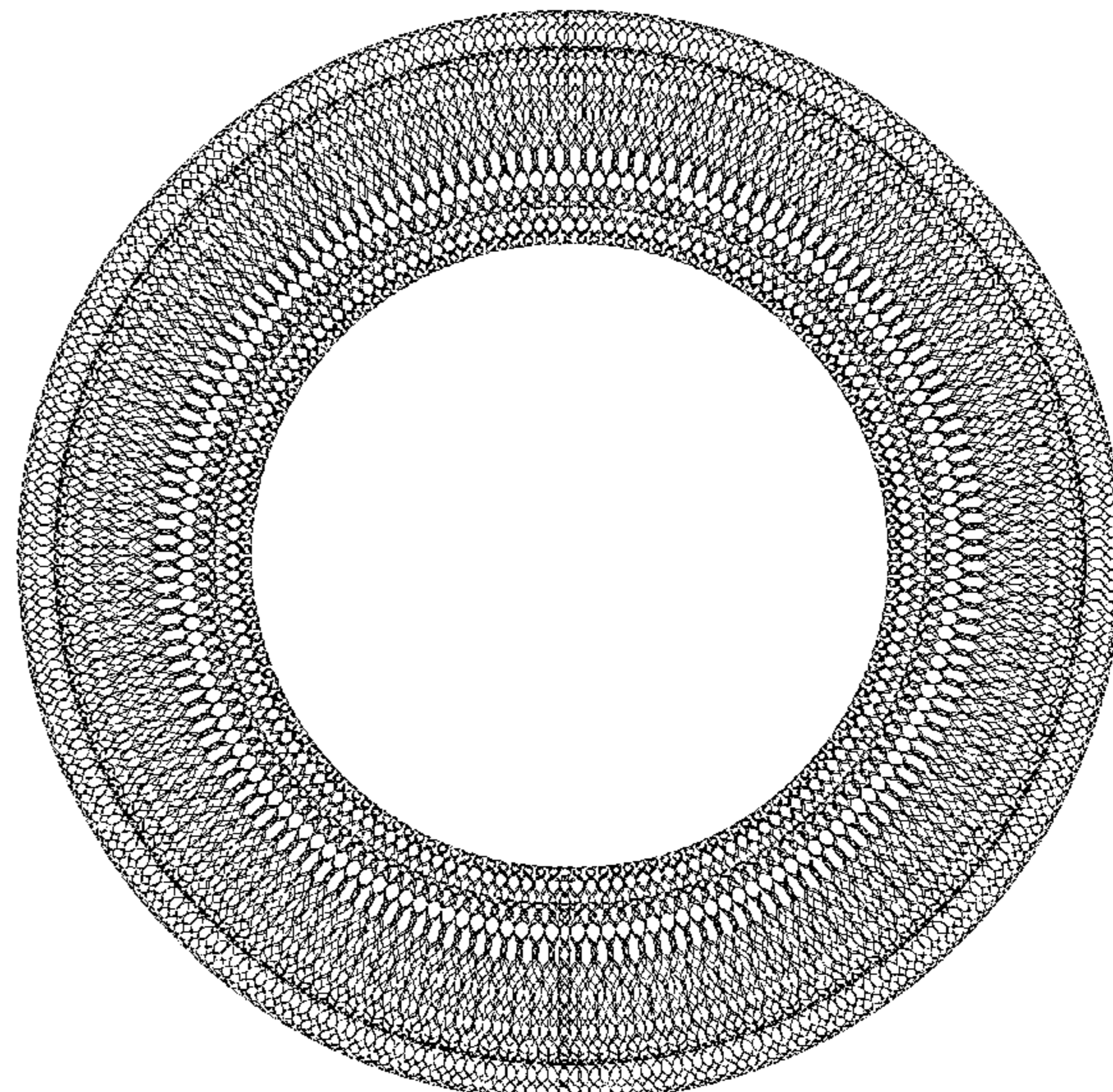
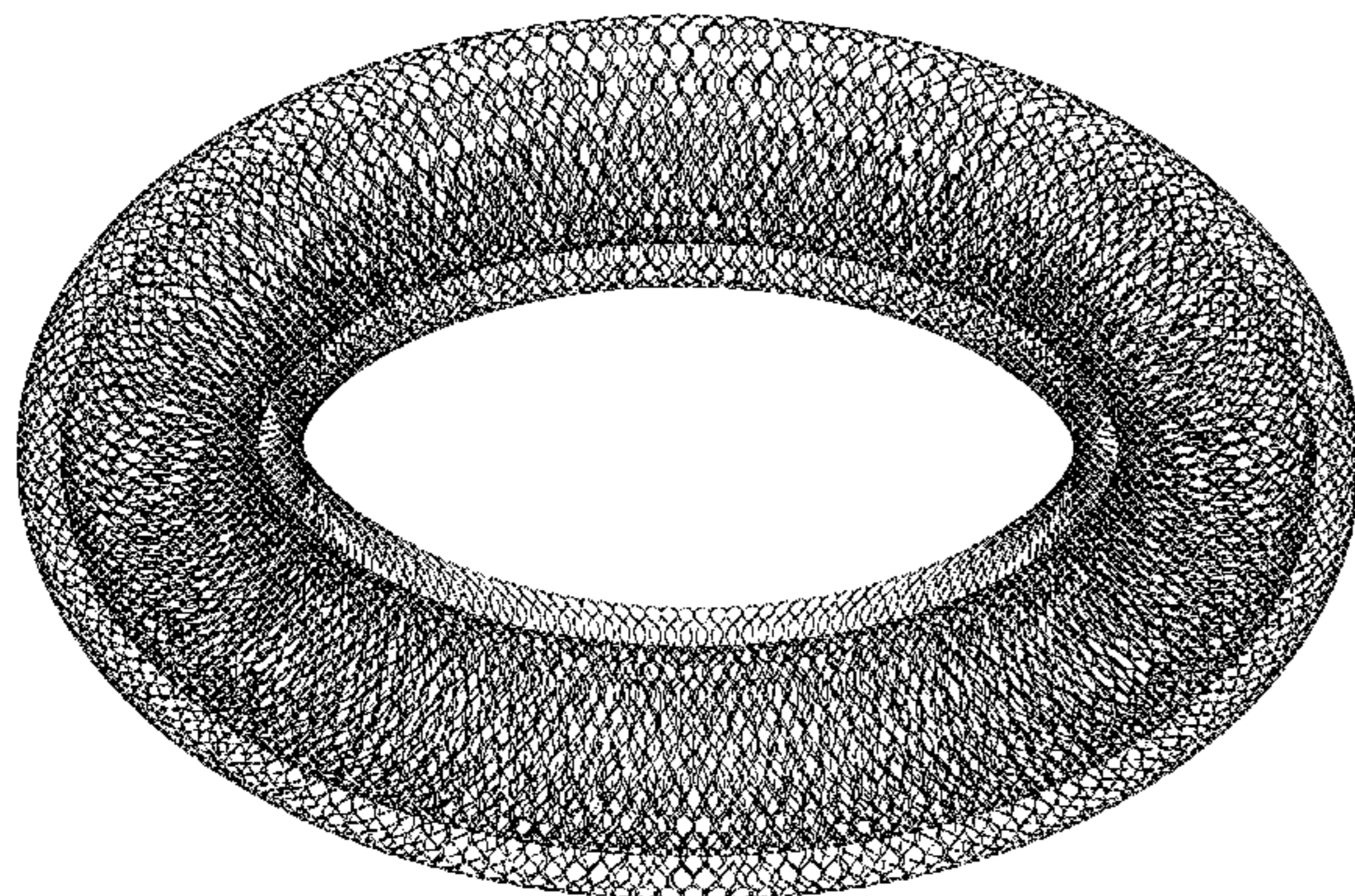
FIG. 4 is a left side elevational view thereof;

FIG. 5 is a right side elevational view thereof;

FIG. 6 is a top plan view thereof; and,

FIG. 7 is a bottom plan view thereof.

1 Claim, 7 Drawing Sheets



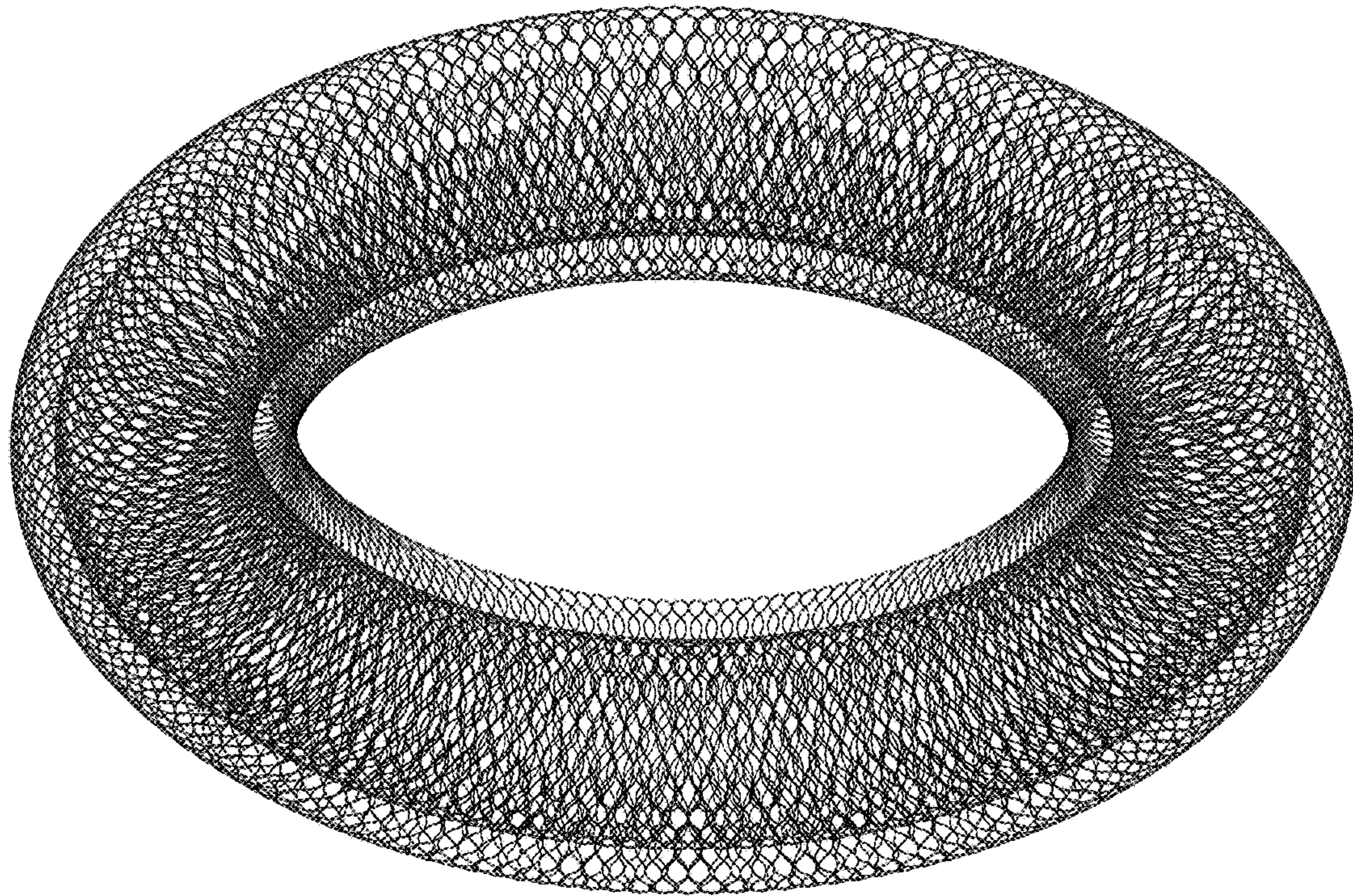


FIG. 1




FIG. 2




FIG. 3




FIG. 4




FIG. 5




FIG. 6

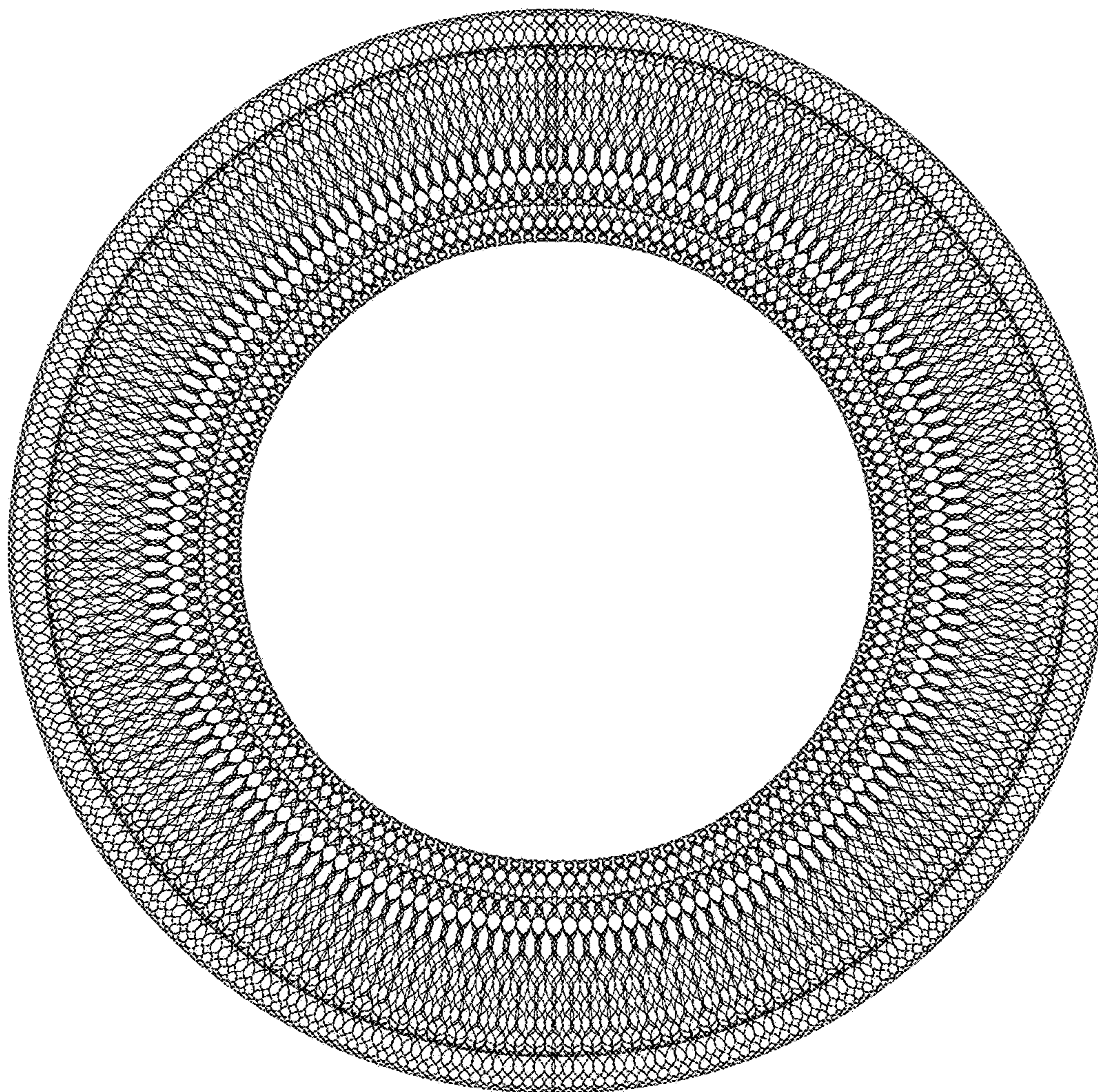


FIG. 7