



US00D832508S

(12) **United States Design Patent** (10) **Patent No.:** **US D832,508 S**
Johnson (45) **Date of Patent:** **** Oct. 30, 2018**

(54) **THREE CHAMBER POD**
(71) Applicant: **Church & Dwight Co., Inc.**, Princeton, NJ (US)
(72) Inventor: **Thomas Johnson**, Hightstown, NJ (US)
(73) Assignee: **Church & Dwight Co., Inc.**, Princeton, NJ (US)

D735,407 S * 7/2015 Gerhards D28/8.1
D735,409 S * 7/2015 Sunder D28/8.1
D744,162 S 11/2015 Sunder
D748,330 S 1/2016 Gerhards
D759,891 S * 6/2016 Sarb D28/8.1
2010/0105596 A1* 4/2010 Wiedemann C11D 17/041
510/220
2014/0235522 A1* 8/2014 Wiedemann B65B 9/042
510/220

(**) Term: **15 Years**

(21) Appl. No.: **29/549,491**

(22) Filed: **Dec. 22, 2015**

(51) **LOC (11) Cl.** **28-02**

(52) **U.S. Cl.**
USPC **D28/8.1; D9/425**

(58) **Field of Classification Search**
USPC D9/424-426, 428, 430-432, 702, 707, D9/710, 737, 759
CPC C11D 17/04; C11D 17/041-17/042; C11D 17/043-17/047; C11D 17/0047-17/0091; C11D 17/0095; C11D 17/00-17/0021
See application file for complete search history.

FOREIGN PATENT DOCUMENTS

CN 303798383 8/2016
WO WO 2014170882 A1 * 10/2014 B65D 65/46

* cited by examiner

Primary Examiner — Jennifer Rivard
(74) *Attorney, Agent, or Firm* — Church & Dwight Co., Inc.

(57) **CLAIM**

The ornamental design for a three chamber pod, as shown and described.

DESCRIPTION

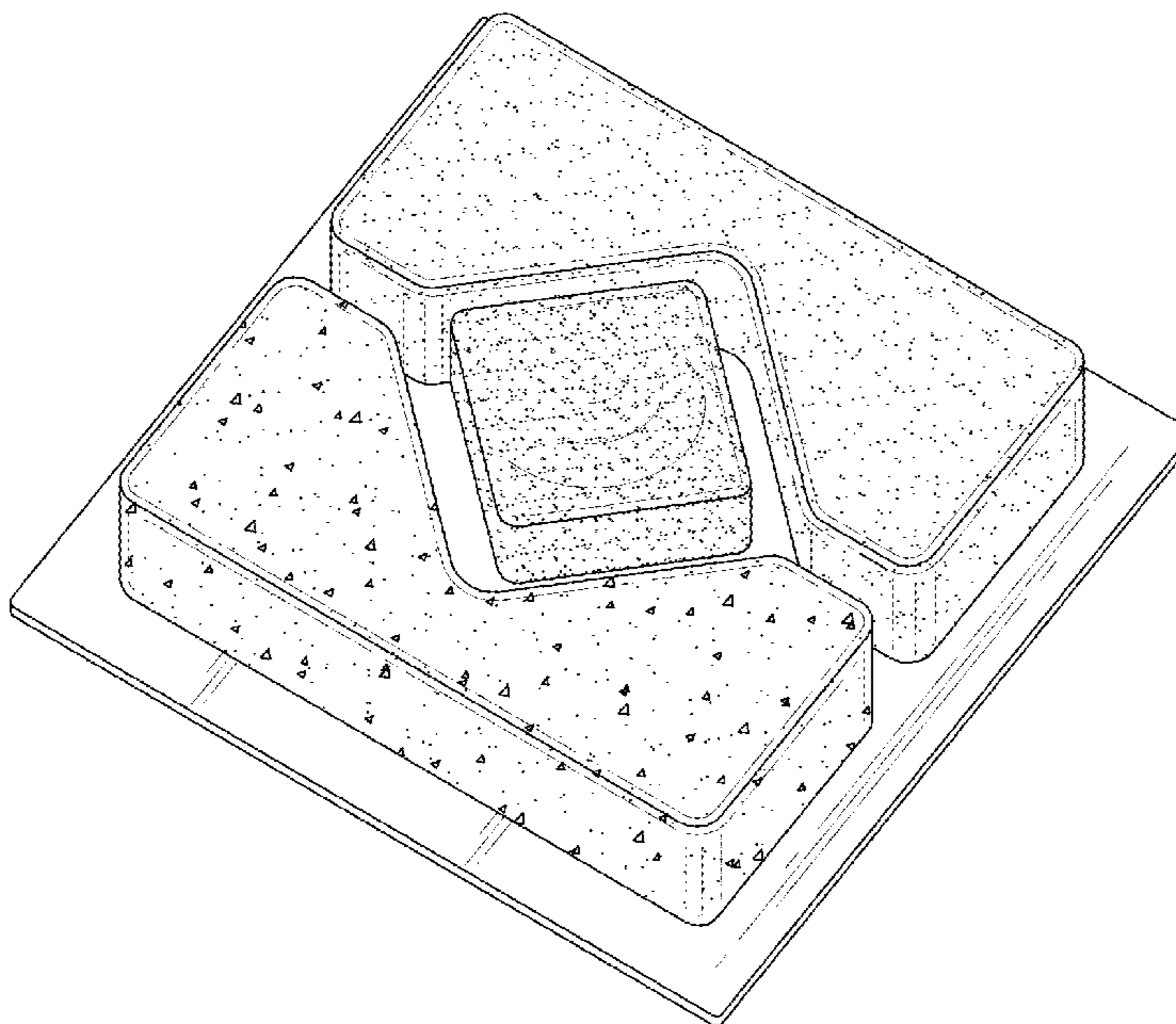
FIG. 1 is a front left side perspective view of the three chamber pod design;
FIG. 2 is a front right side perspective view thereof;
FIG. 3 is a top view thereof;
FIG. 4 is a bottom view thereof;
FIG. 5 is a front view thereof;
FIG. 6 is a rear view thereof;
FIG. 7 is a right side view thereof; and,
FIG. 8 is a left side view thereof.

(56) **References Cited**

U.S. PATENT DOCUMENTS

D599,056 S * 8/2009 Schwartz D28/8.1
D659,902 S * 5/2012 Mehdizadeh D28/8.1
D663,894 S * 7/2012 Davanzo D28/8.1
D680,266 S * 4/2013 Drought D28/8.1
D680,685 S * 4/2013 Drought D28/8.1
D689,240 S * 9/2013 Sunder D28/8.1
D695,451 S * 12/2013 Gerhards D28/8.1
D714,161 S * 9/2014 Crawford D9/707
D728,157 S 4/2015 Sarb

1 Claim, 6 Drawing Sheets



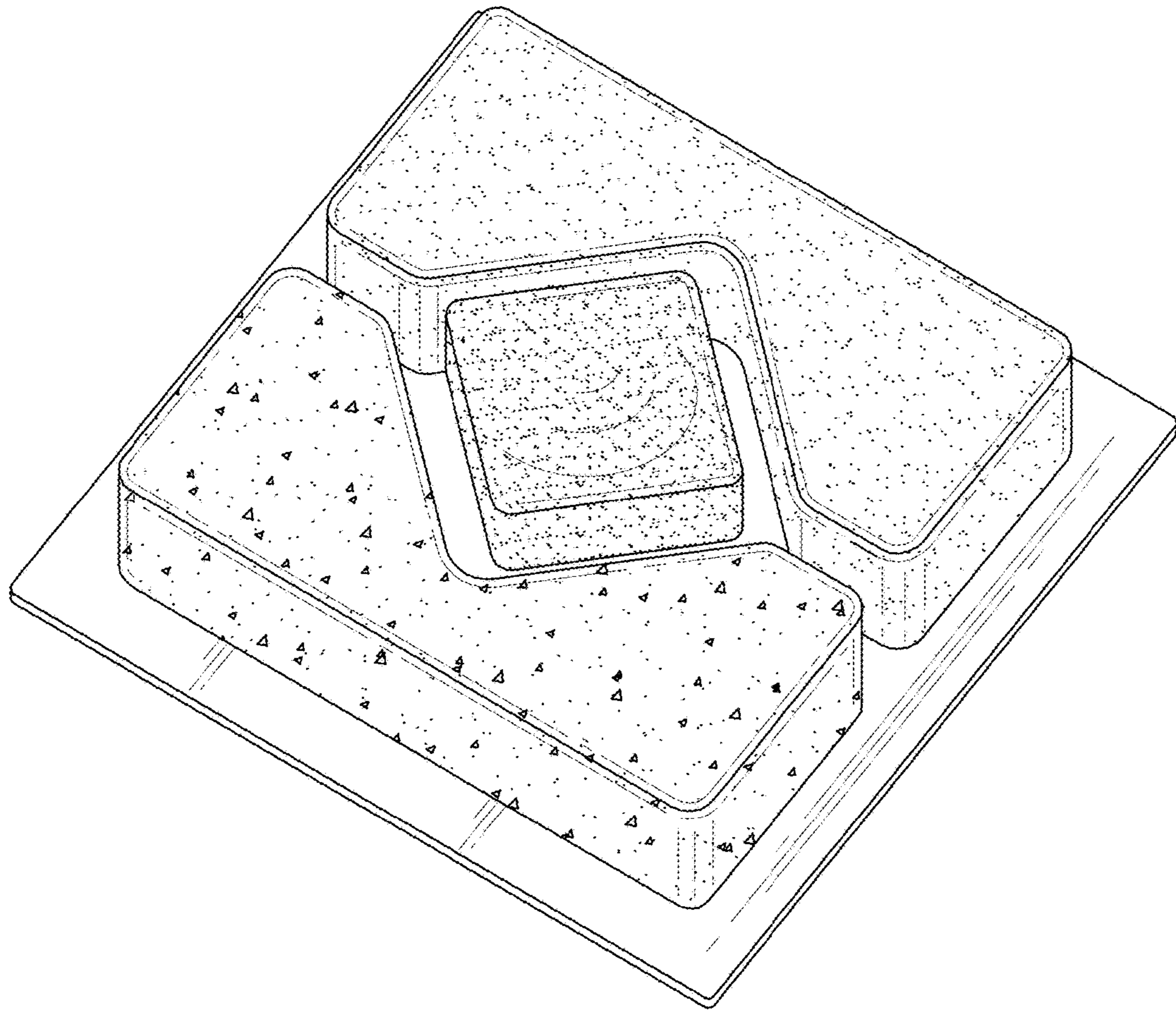


FIG. 1

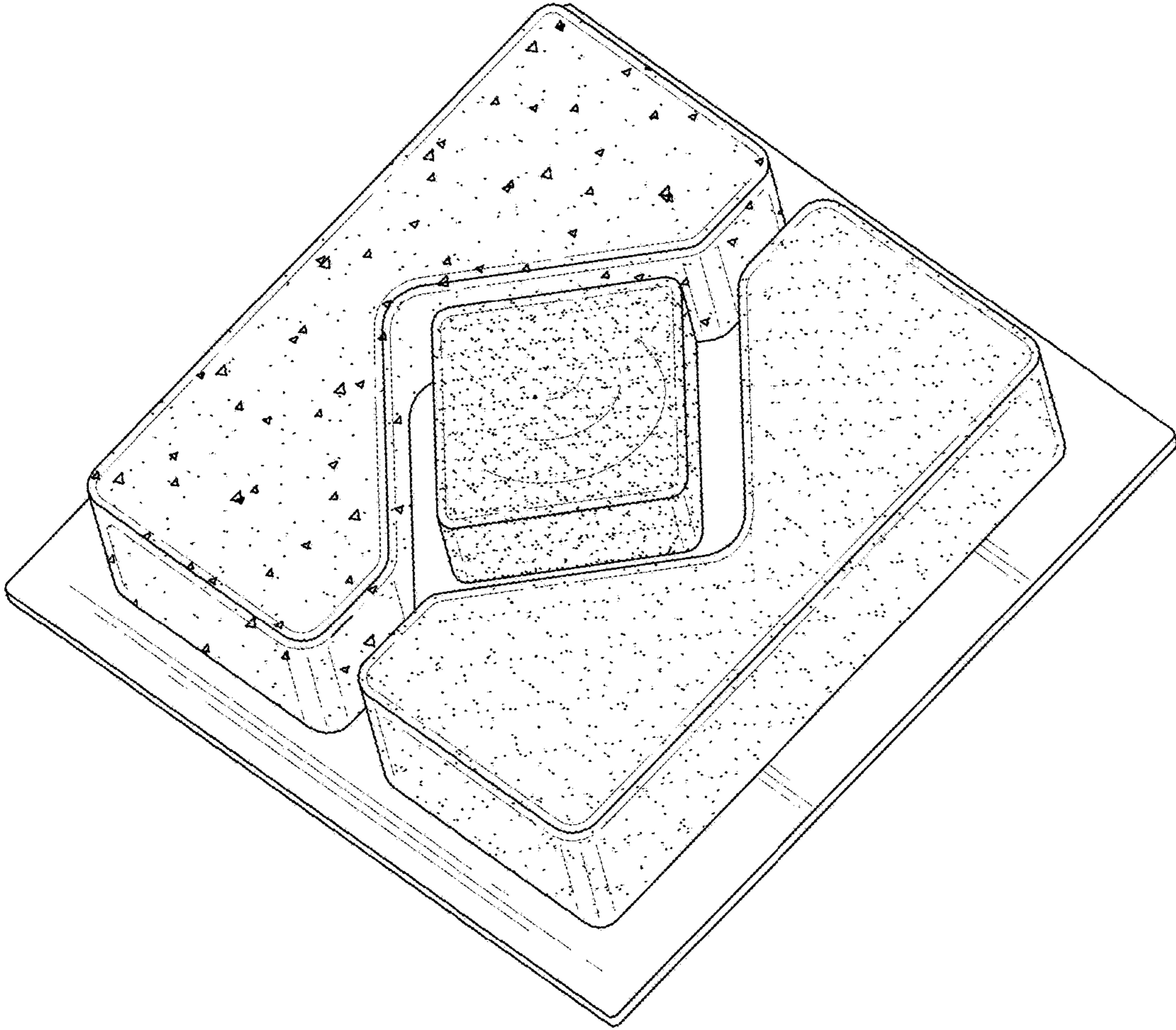


FIG. 2

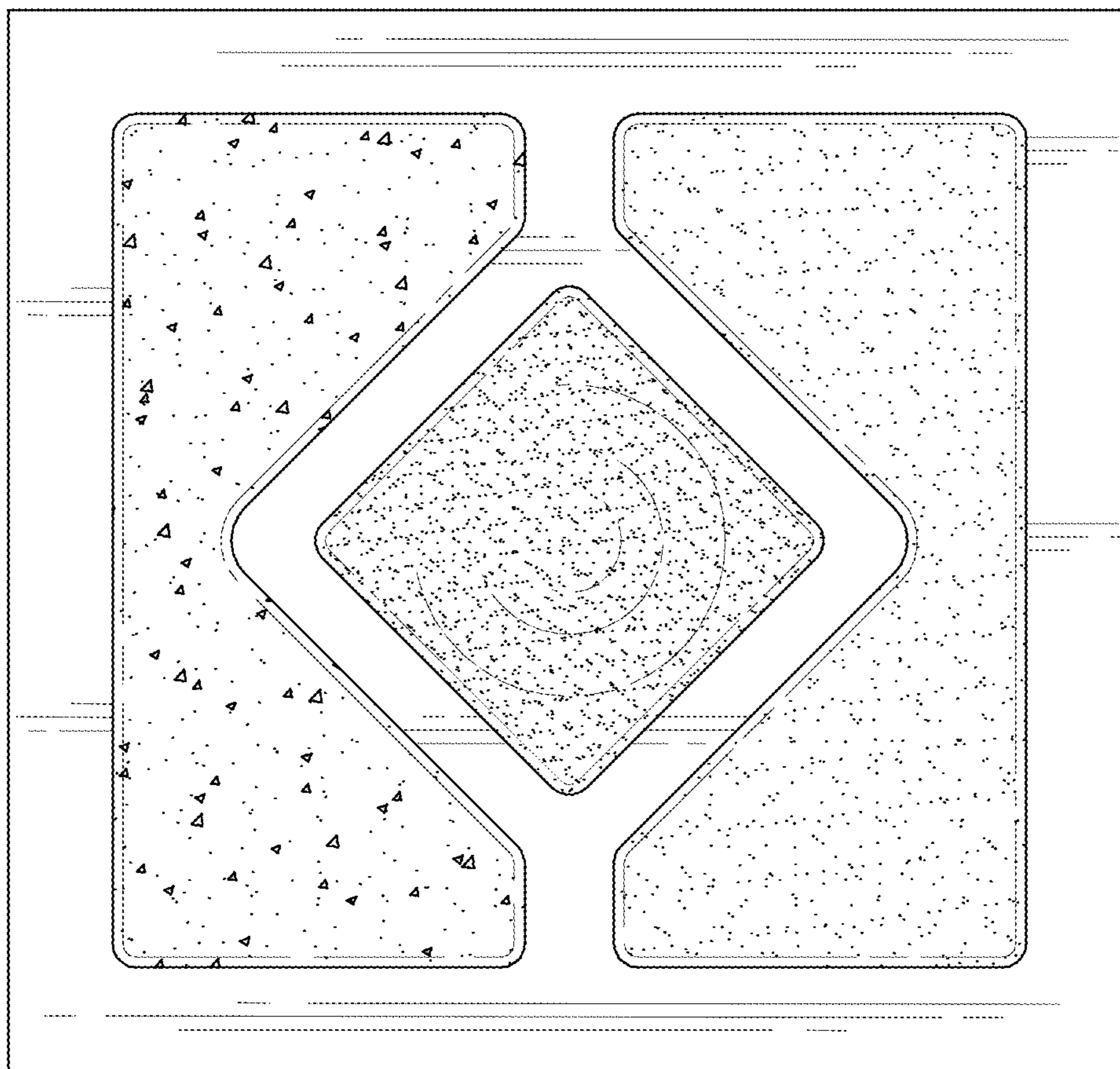


FIG. 3

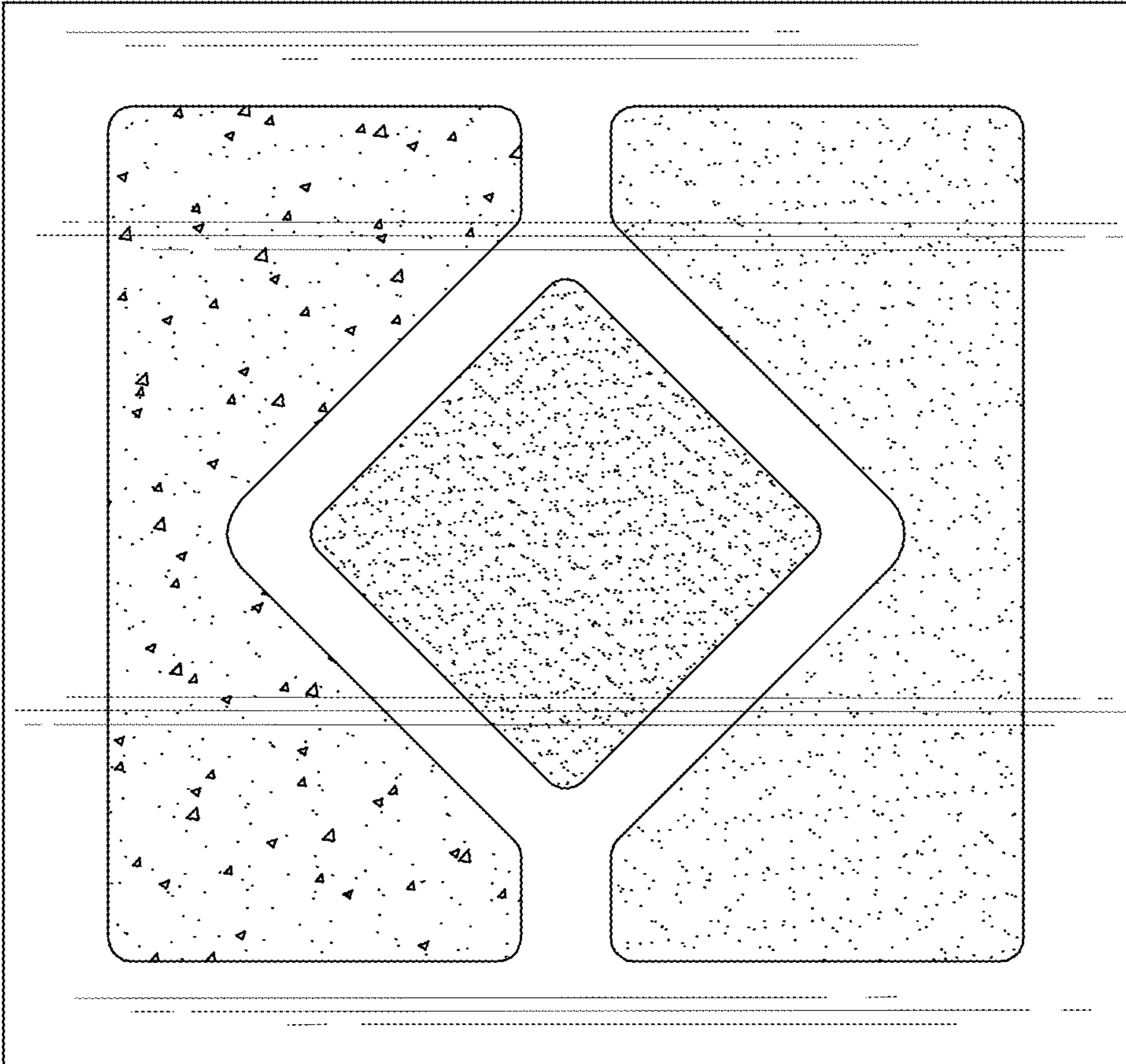


FIG. 4

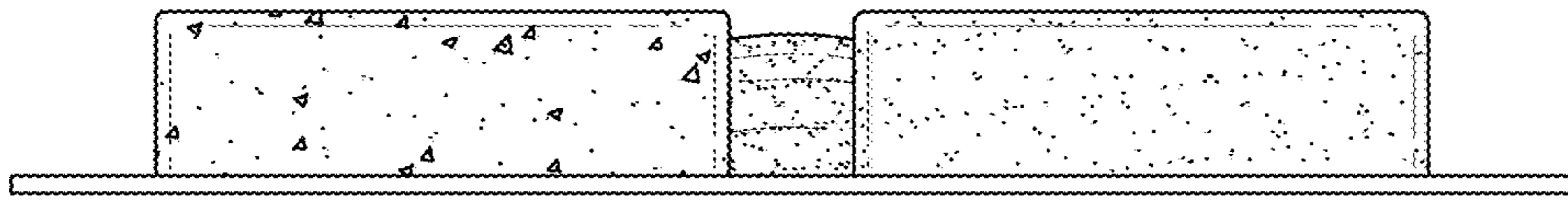


FIG. 5

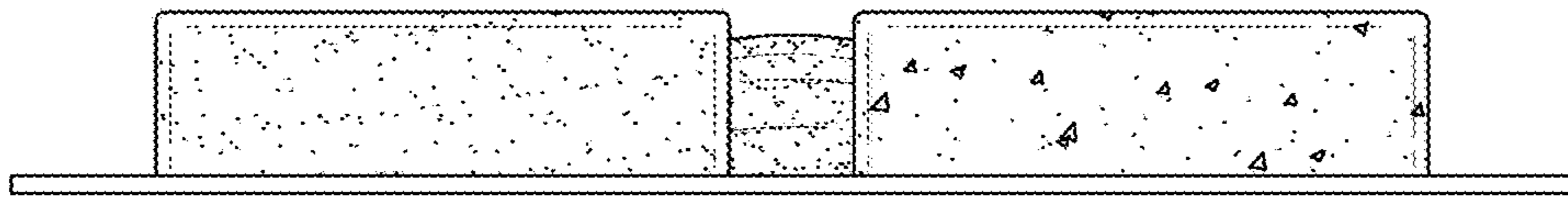


FIG. 6




FIG. 7




FIG. 8