



US00D832504S

(12) **United States Design Patent** (10) **Patent No.:** **US D832,504 S**
Qiu (45) **Date of Patent:** **** Oct. 30, 2018**

(54) **ELECTRONIC CIGARETTE**
(71) Applicant: **Changzhou Patent Electronic Technology Co., LTD.**, Changzhou, Jiangsu (CN)
(72) Inventor: **Weihua Qiu**, Jiangsu (CN)
(73) Assignee: **CHANGZHOU PATENT ELECTRONIC TECHNOLOGY CO., LTD.**, Changzhou, Jiangsu (CN)
(**) Term: **15 Years**
(21) Appl. No.: **29/616,979**
(22) Filed: **Sep. 11, 2017**

(30) **Foreign Application Priority Data**
Mar. 23, 2017 (CN) 2017 3 0088580
(51) **LOC (11) Cl.** **27-02**
(52) **U.S. Cl.**
USPC **D27/163**
(58) **Field of Classification Search**
USPC D27/100, 101, 106, 108, 161, 162, 163, D27/165-172, 174, 175, 183, 186-190, D27/193, 194, 195, 131, 141, 142, 152, D27/153, 160; D24/110; 131/273, 274, 131/191, 330, 329, 328; 128/202.21, 128/203.12; D9/516, 522, 523, 572
CPC A24F 47/002; A24F 47/004; A24F 47/006; A24F 47/008; A61M 15/06
See application file for complete search history.

(56) **References Cited**
U.S. PATENT DOCUMENTS
D653,535 S * 2/2012 Tearle D27/189
D671,677 S * 11/2012 Wu D27/189
D677,000 S * 2/2013 Liu D27/189

D688,418 S * 8/2013 Liu D13/108
D693,055 S * 11/2013 Manca D27/189
D700,397 S * 2/2014 Manca D27/189
D706,976 S * 6/2014 Wu D27/189
D720,884 S * 1/2015 Liu D27/189
D723,733 S * 3/2015 Liu D27/189
D723,735 S * 3/2015 Liu D27/189
D723,737 S * 3/2015 Liu D27/189
D731,479 S * 6/2015 Lee D14/138 G
D733,961 S * 7/2015 Wu D27/189
D736,456 S * 8/2015 Liu D27/189
D736,460 S * 8/2015 McKeon D27/189
D737,814 S * 9/2015 Cha D14/341
D770,679 S * 11/2016 Weigensberg D27/189
D773,989 S * 12/2016 Schiff D13/107
D788,735 S * 6/2017 Daniel D14/138 G
D792,394 S * 7/2017 Lee D14/341
D796,499 S * 9/2017 Lee D14/341

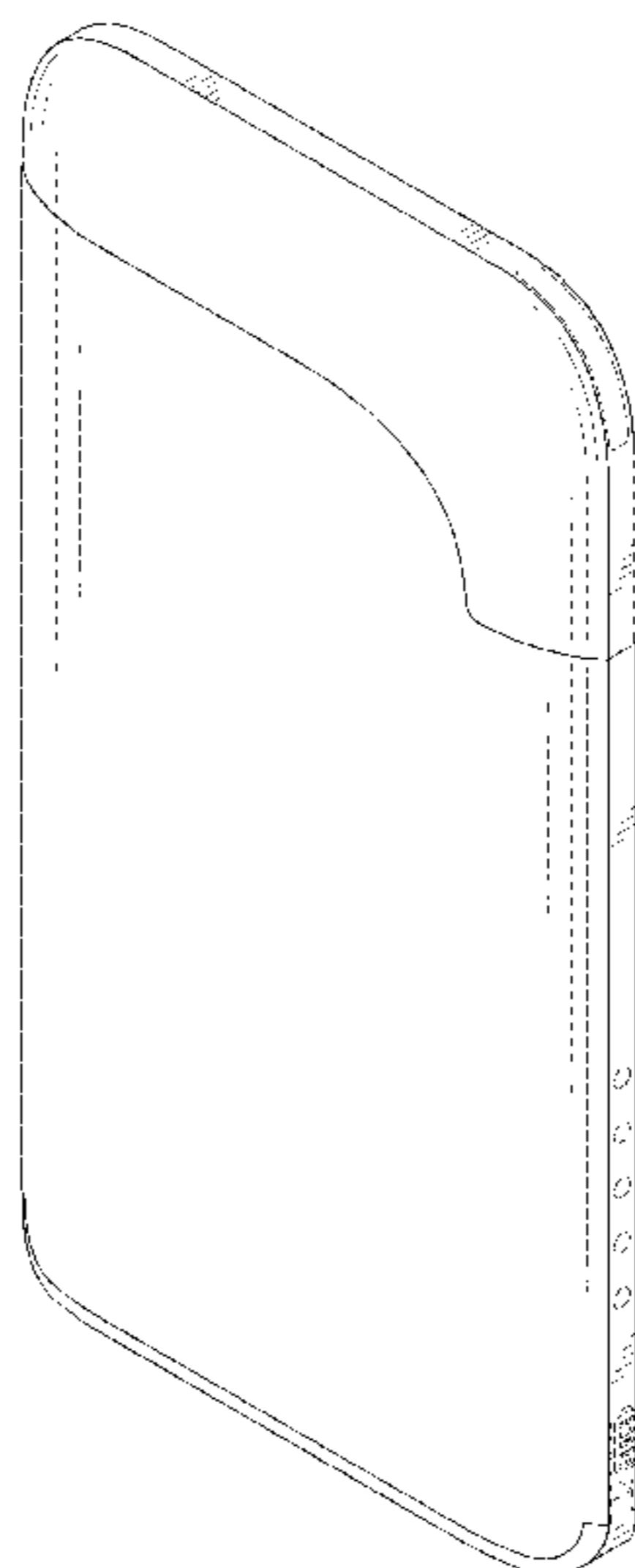
* cited by examiner

Primary Examiner — Susan Bennett Hattan
Assistant Examiner — Rebecca Tsehaye
(74) *Attorney, Agent, or Firm* — Novick, Kim & Lee, PLLC; Allen Xue

(57) **CLAIM**
I claim the ornamental design for an electronic cigarette, as shown and described.

DESCRIPTION
FIG. 1 is a perspective view of an electronic cigarette, showing my new design;
FIG. 2 is a front elevational view thereof;
FIG. 3 is a rear elevational view thereof;
FIG. 4 is a left side elevational view thereof;
FIG. 5 is a right side elevational view thereof;
FIG. 6 is a top plan view thereof; and,
FIG. 7 is a bottom plan view thereof.
The broken lines in the drawings show portions of the electronic cigarette which form no part of the claimed design.

1 Claim, 7 Drawing Sheets



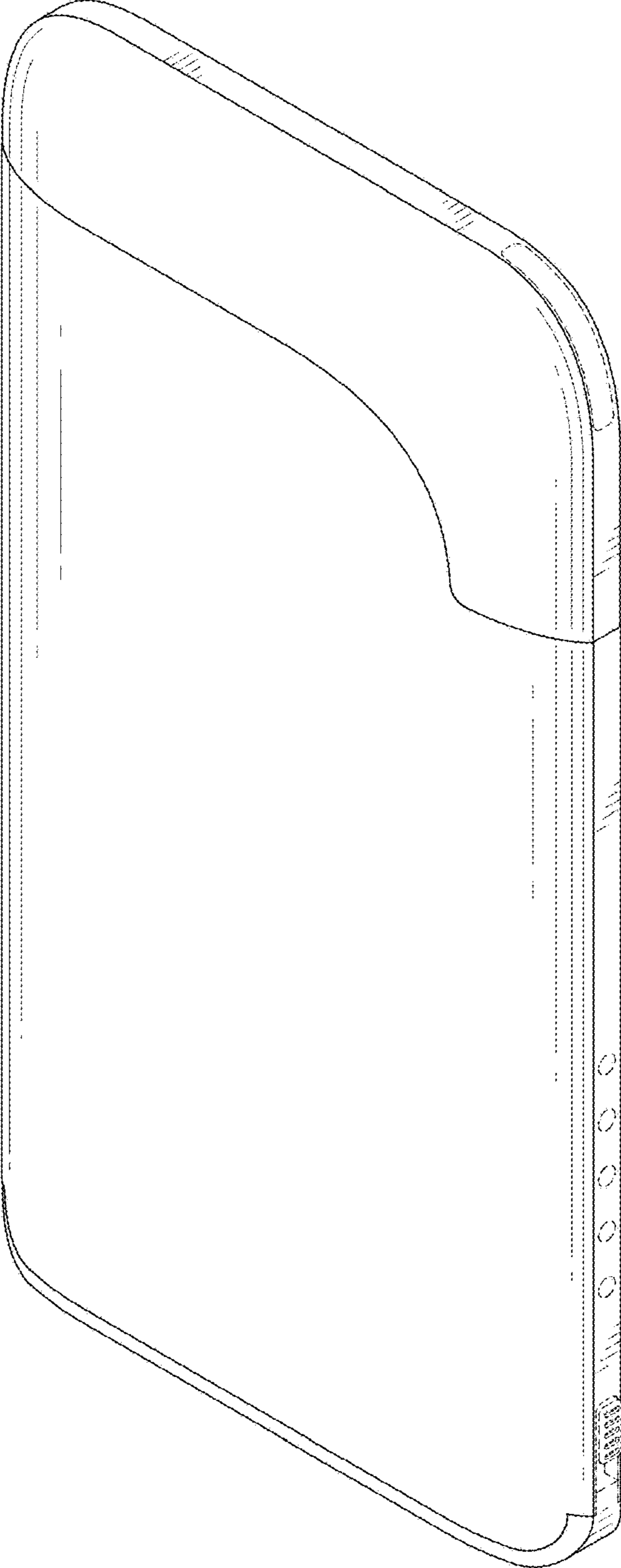


FIG. 1




FIG. 2

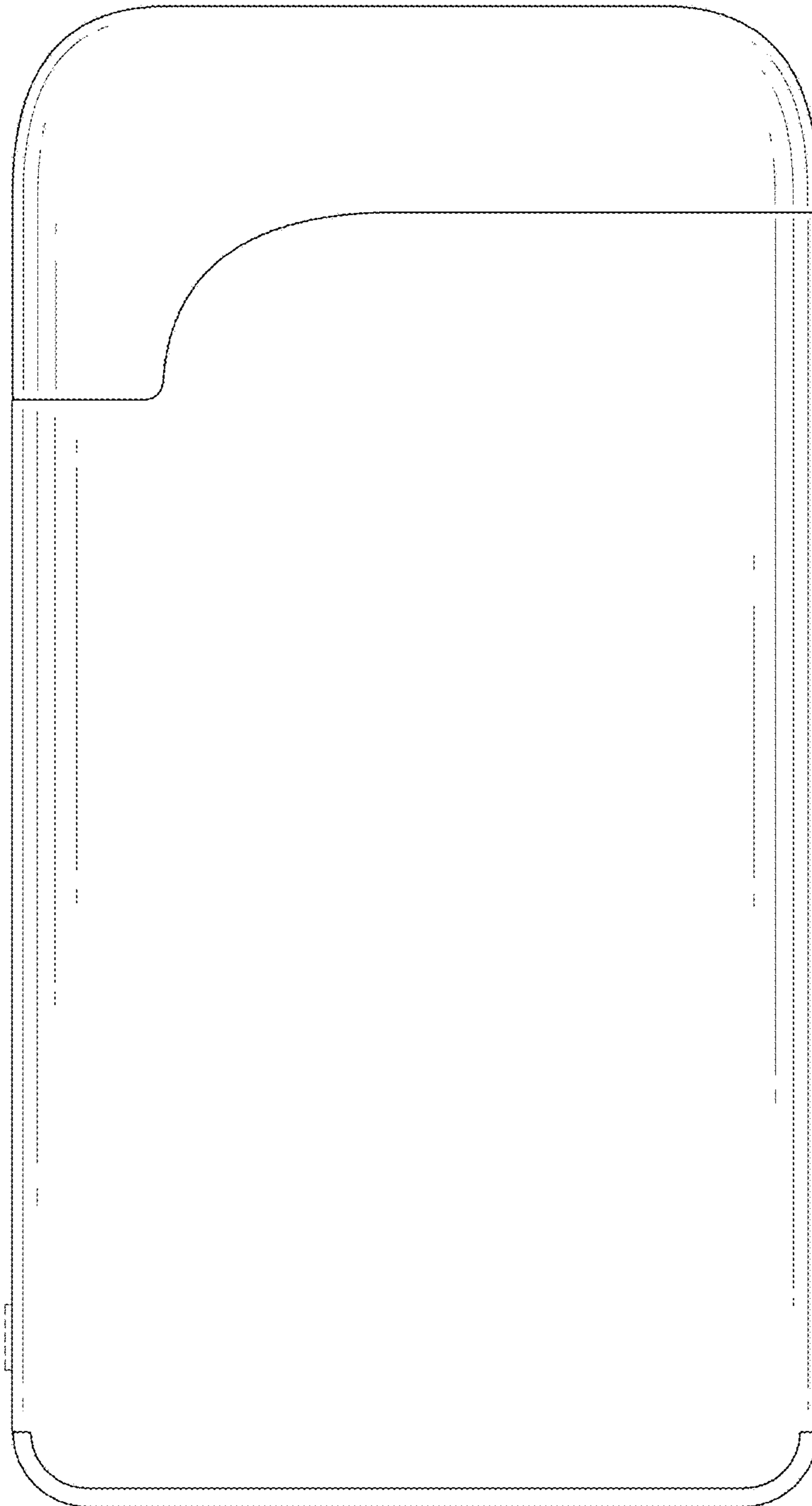


FIG. 3




FIG. 4




FIG. 5

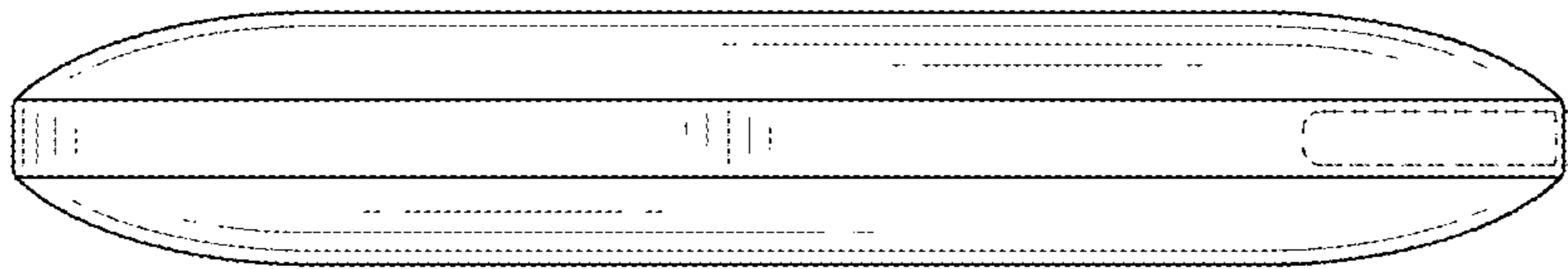


FIG. 6

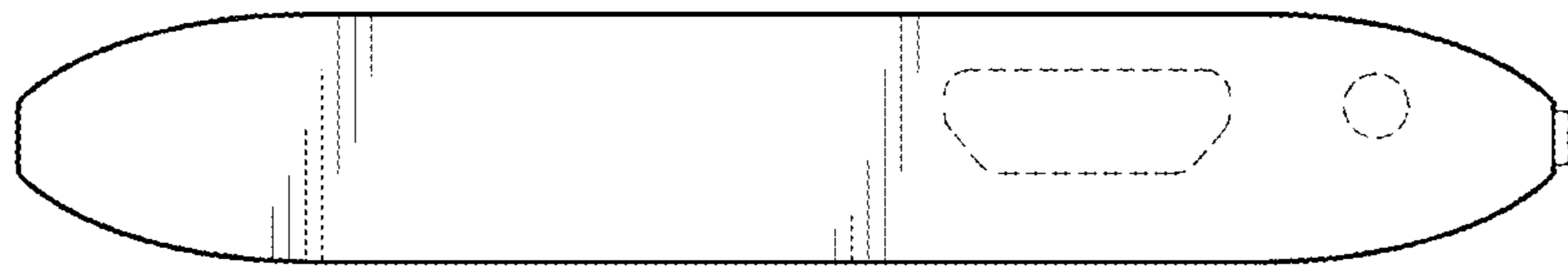


FIG. 7