



US00D832499S

(12) **United States Design Patent** (10) **Patent No.:** **US D832,499 S**
Qiu (45) **Date of Patent:** **** Oct. 30, 2018**

(54) **ELECTRONIC CIGARETTE**
(71) Applicant: **Changzhou Patent Electronic Technology Co., LTD**, Changzhou, Jiangsu (CN)
(72) Inventor: **Weihua Qiu**, Jiangsu (CN)
(73) Assignee: **CHANGZHOU PATENT ELECTRONIC TECHNOLOGY CO., LTD**, Changzhou, Jiangsu (CN)

D723,735 S * 3/2015 Liu D27/189
D752,285 S * 3/2016 Doster D27/189
D752,286 S * 3/2016 Doster D27/189
D757,564 S * 5/2016 Santos D9/694
D772,480 S * 11/2016 Hua D27/189
D792,643 S * 7/2017 Wong D27/101
D799,110 S * 10/2017 Qiu D27/101
D799,113 S * 10/2017 Qiu D27/101
D804,717 S * 12/2017 Wang D27/101
D815,341 S * 4/2018 Qiu D27/101
D819,881 S * 6/2018 Qiu D27/101

* cited by examiner

(**) Term: **15 Years**

Primary Examiner — Susan Bennett Hattan

(21) Appl. No.: **29/614,999**

Assistant Examiner — Rebecca Tsehaye

(22) Filed: **Aug. 24, 2017**

(74) *Attorney, Agent, or Firm* — Novick, Kim & Lee, PLLC; Allen Xue; Hyun Woo Shin

(30) **Foreign Application Priority Data**

(57) **CLAIM**

Jun. 9, 2017 (CN) 2017 3 0234101

I claim the ornamental design for an electronic cigarette, as shown and described.

(51) **LOC (11) Cl.** **27-02**

(52) **U.S. Cl.**
USPC **D27/162**

DESCRIPTION

(58) **Field of Classification Search**
USPC D27/101, 100, 106, 108, 163, 165–169, D27/172, 174, 175, 183, 186–190, 193, D27/195; D24/110; 131/273, 274, 191, 131/330, 329; D9/516, 545, 549, 551, D9/520, 522, 445
CPC A24F 9/00; A24F 47/002; A24F 47/004; A24F 47/006; A24F 47/008; A61M 15/06
See application file for complete search history.

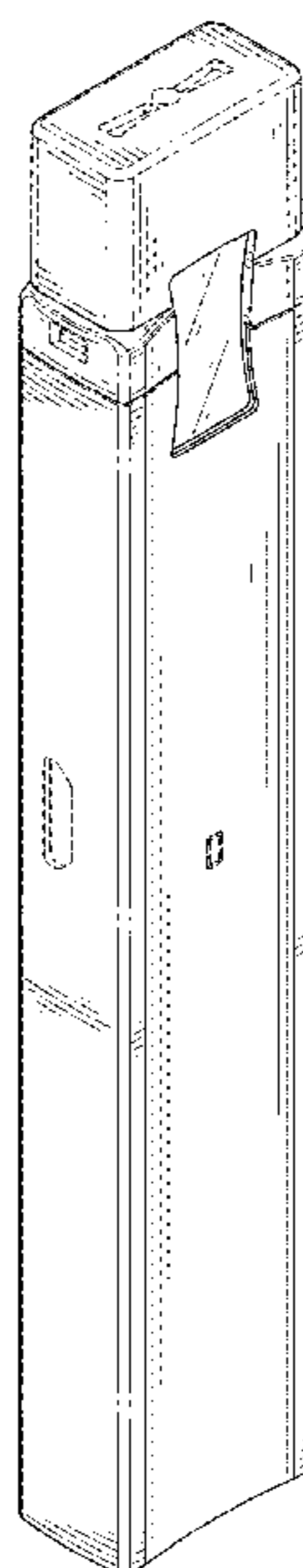
FIG. 1 is a top, front, left side perspective view of an electronic cigarette, showing my new design;
FIG. 2 is a bottom, rear, right side perspective view thereof;
FIG. 3 is a front elevational view thereof;
FIG. 4 is a rear elevational view thereof;
FIG. 5 is a left side elevational view thereof;
FIG. 6 is a right side elevational view thereof;
FIG. 7 is a top plan view thereof; and,
FIG. 8 is a bottom plan view thereof.
The broken lines in the drawings show portions of the electronic cigarette which form no part of the claimed design.

(56) **References Cited**

U.S. PATENT DOCUMENTS

D343,123 S * 1/1994 de Morques D9/529
D706,976 S * 6/2014 Wu D27/189

1 Claim, 8 Drawing Sheets



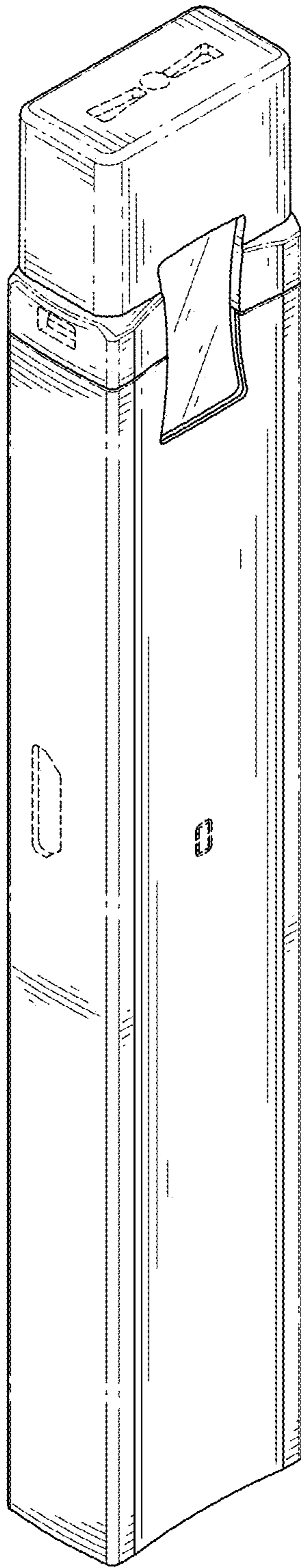


FIG. 1

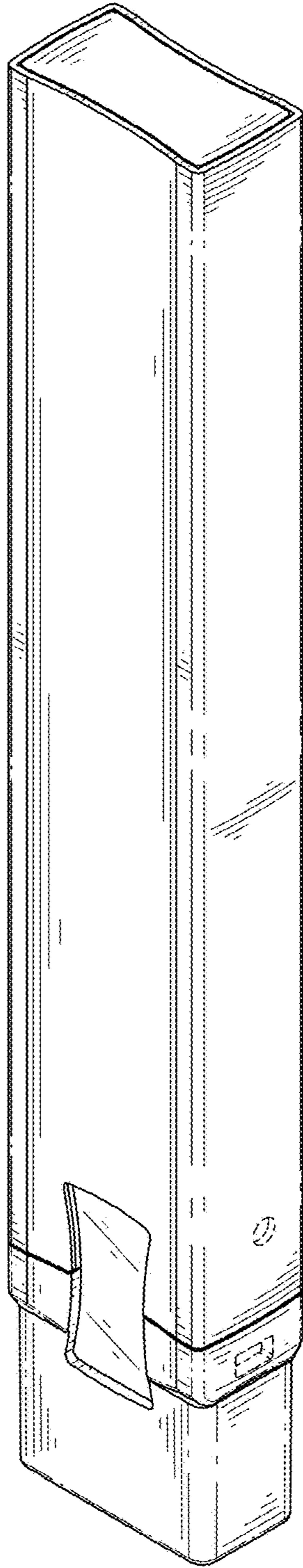
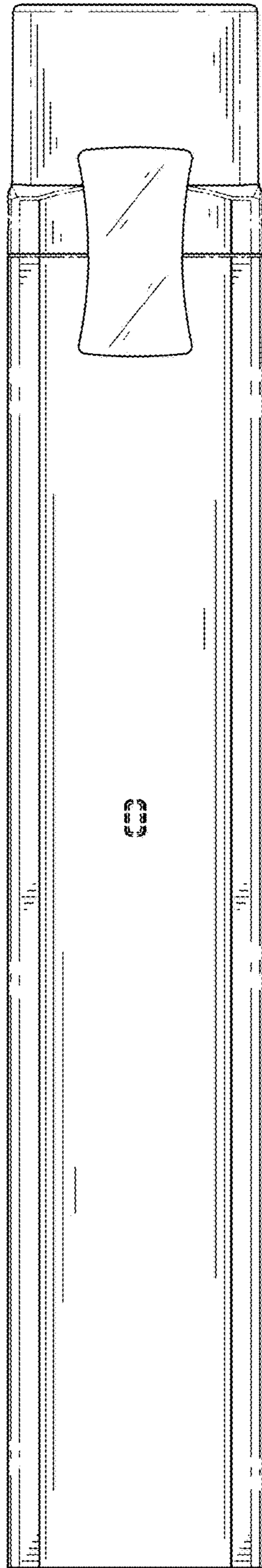


FIG. 2



3

FIG. 3

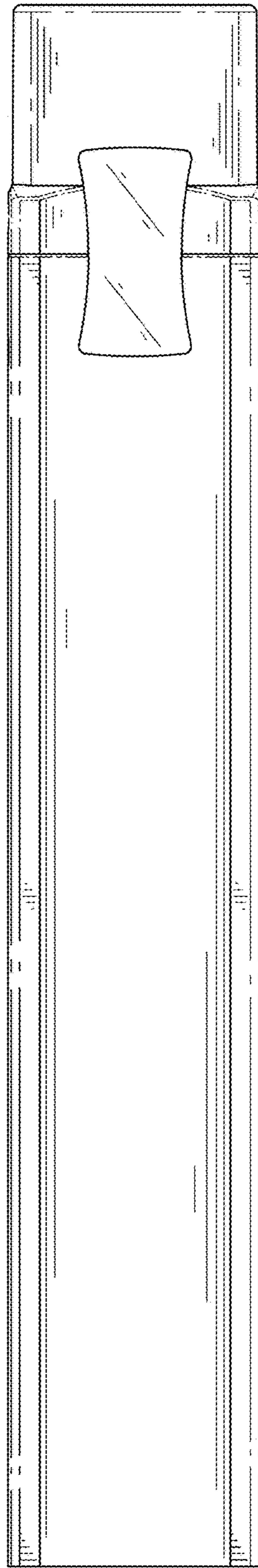


FIG. 4

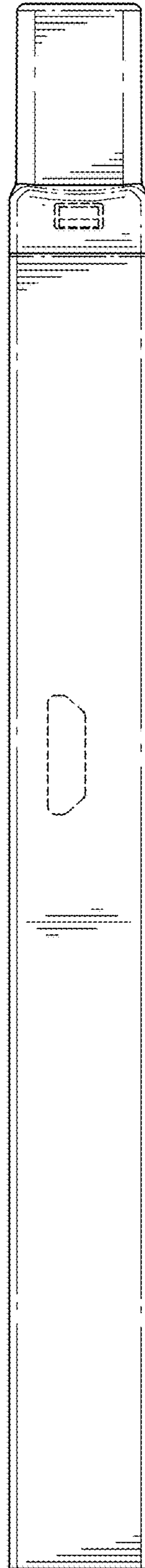


FIG. 5




FIG. 6




FIG. 7

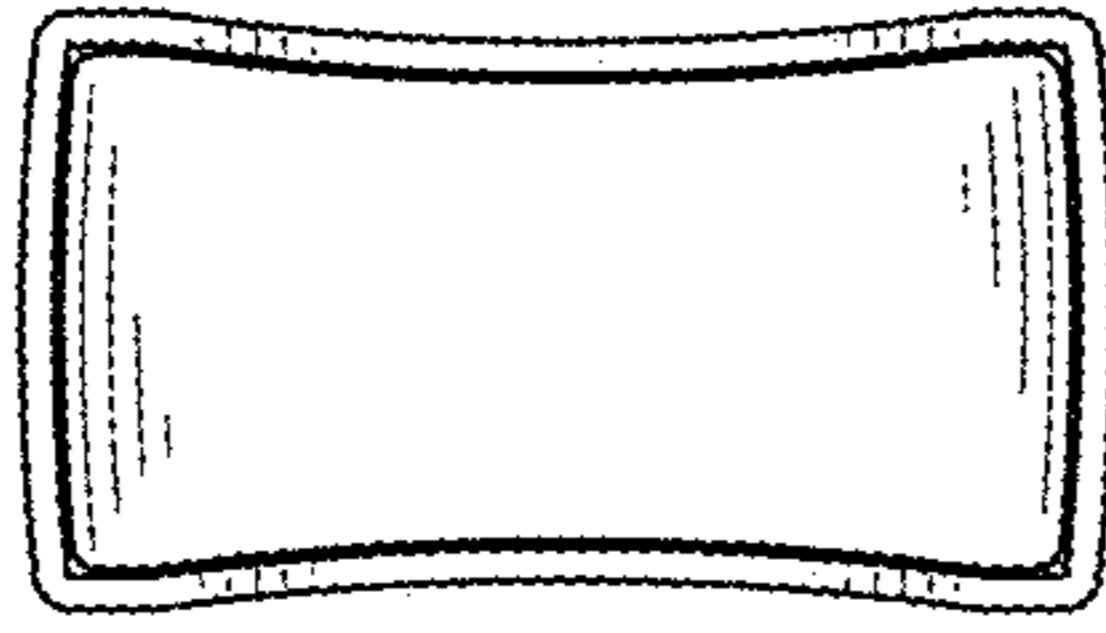


FIG. 8