



US00D832497S

(12) **United States Design Patent** (10) **Patent No.:** **US D832,497 S**
Yando (45) **Date of Patent:** **** Oct. 30, 2018**

(54) **LIGHTING FIXTURE**

D408,095 S * 4/1999 Porter D26/143
D417,523 S * 12/1999 Kluck D26/144
D448,511 S * 9/2001 Niermann D26/142

(71) Applicant: **SWAROVSKI LIGHTING, LTD.**,
Plattsburgh, NY (US)

(Continued)

(72) Inventor: **Roslyn J. Yando**, Brainardsville, NY
(US)

Primary Examiner — George D. Kirschbaum

Assistant Examiner — Natasha Vujcic

(73) Assignee: **SWAROVSKI LIGHTING, LTD.**,
Plattsburgh, NY (US)

(74) *Attorney, Agent, or Firm* — Heslin Rothenberg
Farley & Mesiti P.C.

(**) Term: **15 Years**

(57) **CLAIM**

The ornamental design for a lighting fixture, as shown and described.

(21) Appl. No.: **35/001,390**

DESCRIPTION

(22) Filed: **Jun. 19, 2017**

(80) **Hague Agreement Data**

Int. Filing Date: **Jun. 19, 2017**

Int. Reg. No.: **DM/097847**

Int. Reg. Date: **Jun. 19, 2017**

Int. Reg. Pub. Date: **Oct. 6, 2017**

1. Lighting fixture

2.-3. Parts of lighting fixture

1.1 : Perspective

1.2 : Front

1.3 : Right

1.4 : Back

1.5 : Left

1.6 : Top

1.7 : Bottom

(51) **LOC (11) Cl.** **26-05**

(52) **U.S. Cl.**

USPC **D26/142**

2.1 : Perspective of an enlarged detailed element of lighting fixture

2.2 : Front

2.3 : Right

2.4 : Back

2.5 : Left

2.6 : Top

2.7 : Bottom

(58) **Field of Classification Search**

USPC D26/76, 78, 79, 80, 81, 82, 83, 85, 86,

D26/88, 90, 93, 111, 113, 118-122, 138,

D26/139, 140, 141, 142, 152, 156

CPC F21S 2/00; F21S 4/00; F21S 4/003; F21S

4/005; F21S 4/006; F21S 4/007; F21S

4/008; F21S 6/00; F21S 8/00; F21S

8/024; F21S 8/026; F21S 8/031; F21S

8/033; F21S 8/035-8/037; F21S 8/04;

F21S 8/043; F21S 8/063

See application file for complete search history.

3.1 : Perspective of an enlarged detailed element of lighting fixture

3.2 : Front

3.3 : Right

3.4 : Back

3.5 : Left

3.6 : Top

3.7 : Bottom

(56) **References Cited**

U.S. PATENT DOCUMENTS

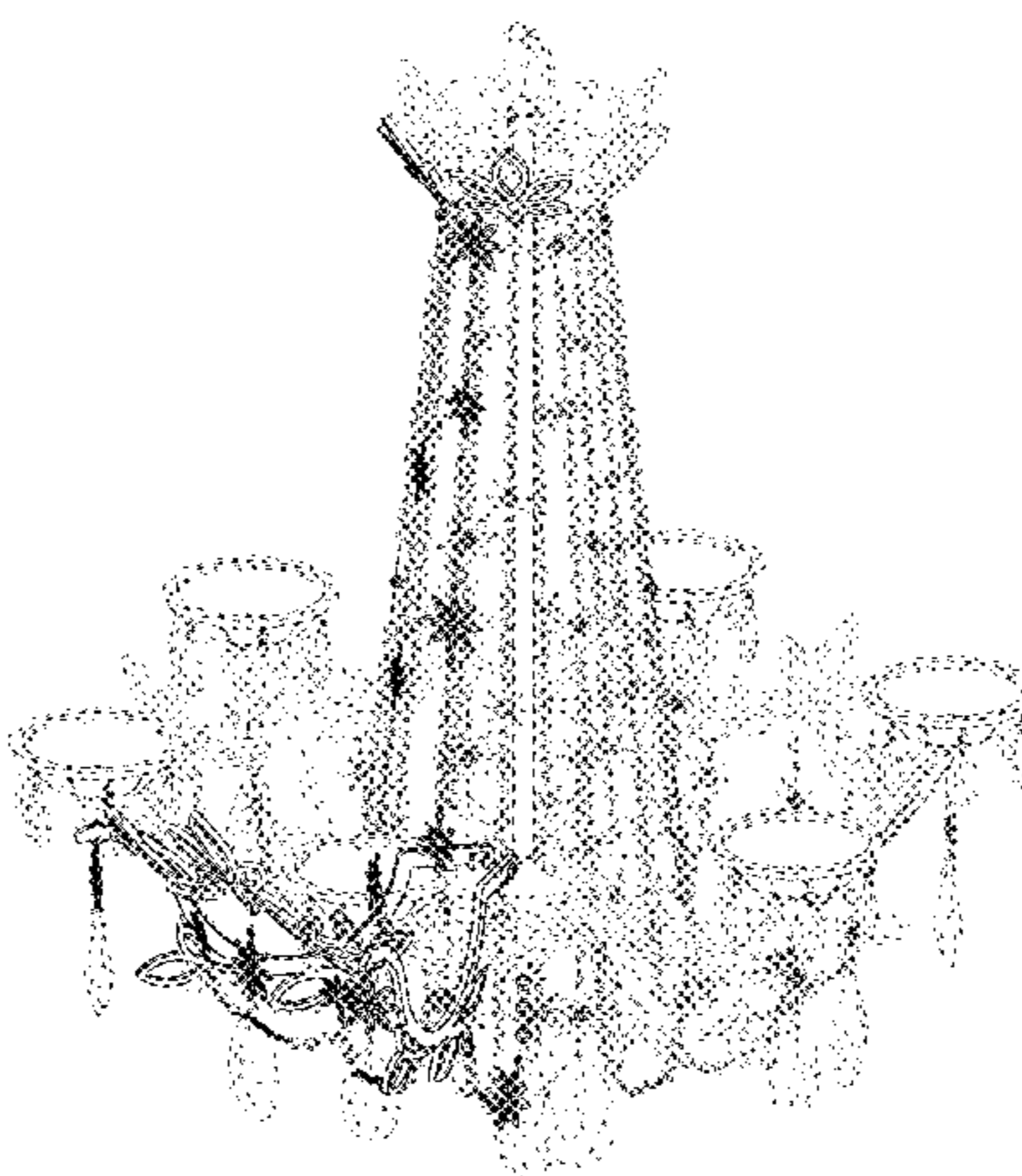
D59,478 S * 10/1921 Howell D26/156

D385,377 S * 10/1997 Kay D26/73

D391,011 S * 2/1998 Kluck D26/142

The broken lines in the drawings illustrate portions of the lighting fixture which forms no part of the claimed design.

1 Claim, 21 Drawing Sheets



(56)


References Cited

U.S. PATENT DOCUMENTS


D499,203	S	*	11/2004	Bayer	D26/154
D507,846	S	*	7/2005	Yando	D26/143
D513,440	S	*	1/2006	Miranda	D26/142
D514,249	S	*	1/2006	Miranda	D26/142
D532,149	S	*	11/2006	Miranda	D26/142
D532,152	S	*	11/2006	Flores	D26/145
D532,545	S	*	11/2006	Miranda	D26/142
D533,679	S	*	12/2006	Binnix	D26/142
D556,370	S	*	11/2007	Miranda	D26/144
D564,122	S	*	3/2008	Young	D26/81
D587,842	S	*	3/2009	Rhodes	D26/142
D676,192	S	*	2/2013	Yando	D26/156

* cited by examiner

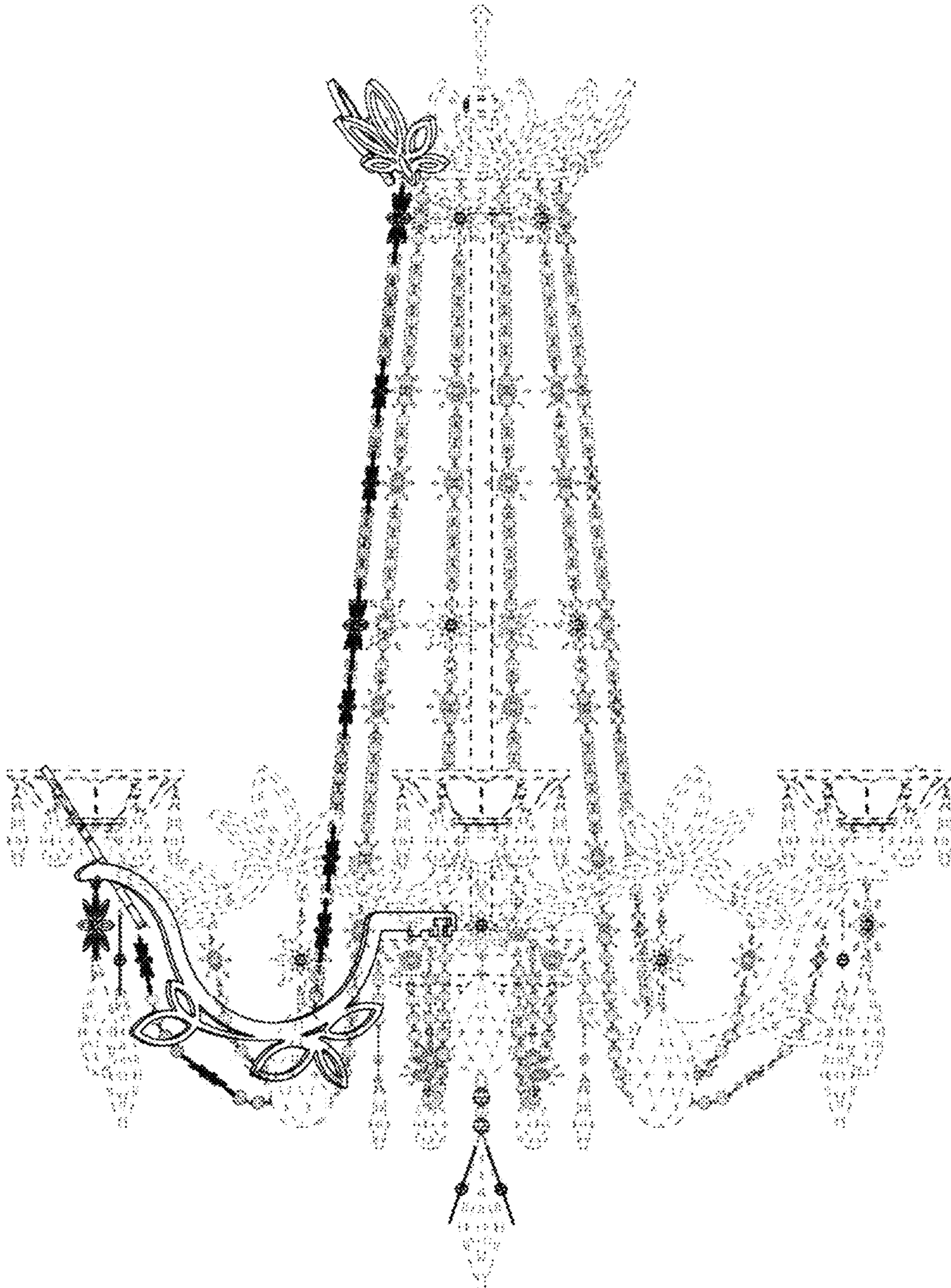
1.1




1.2



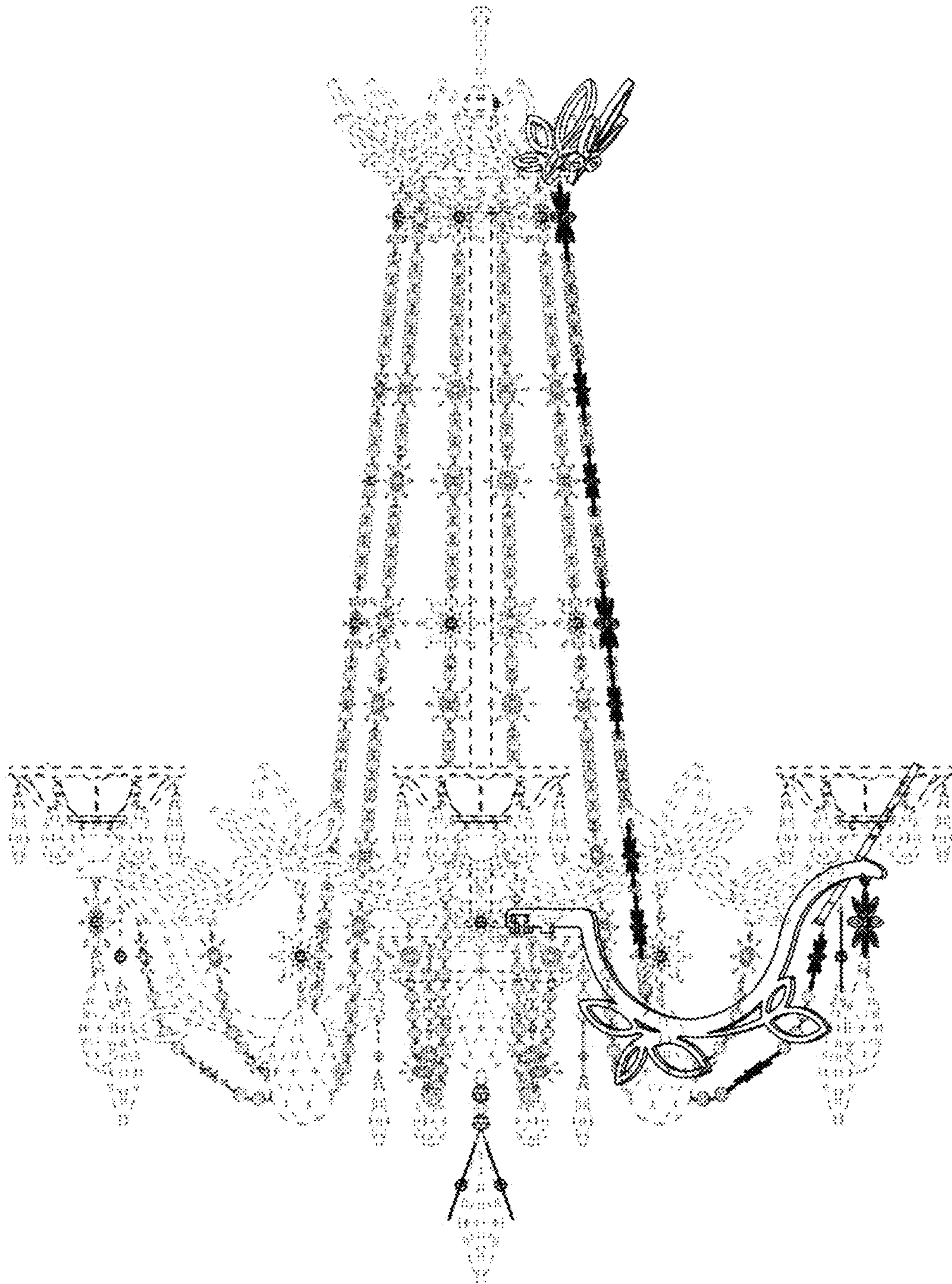
1.3



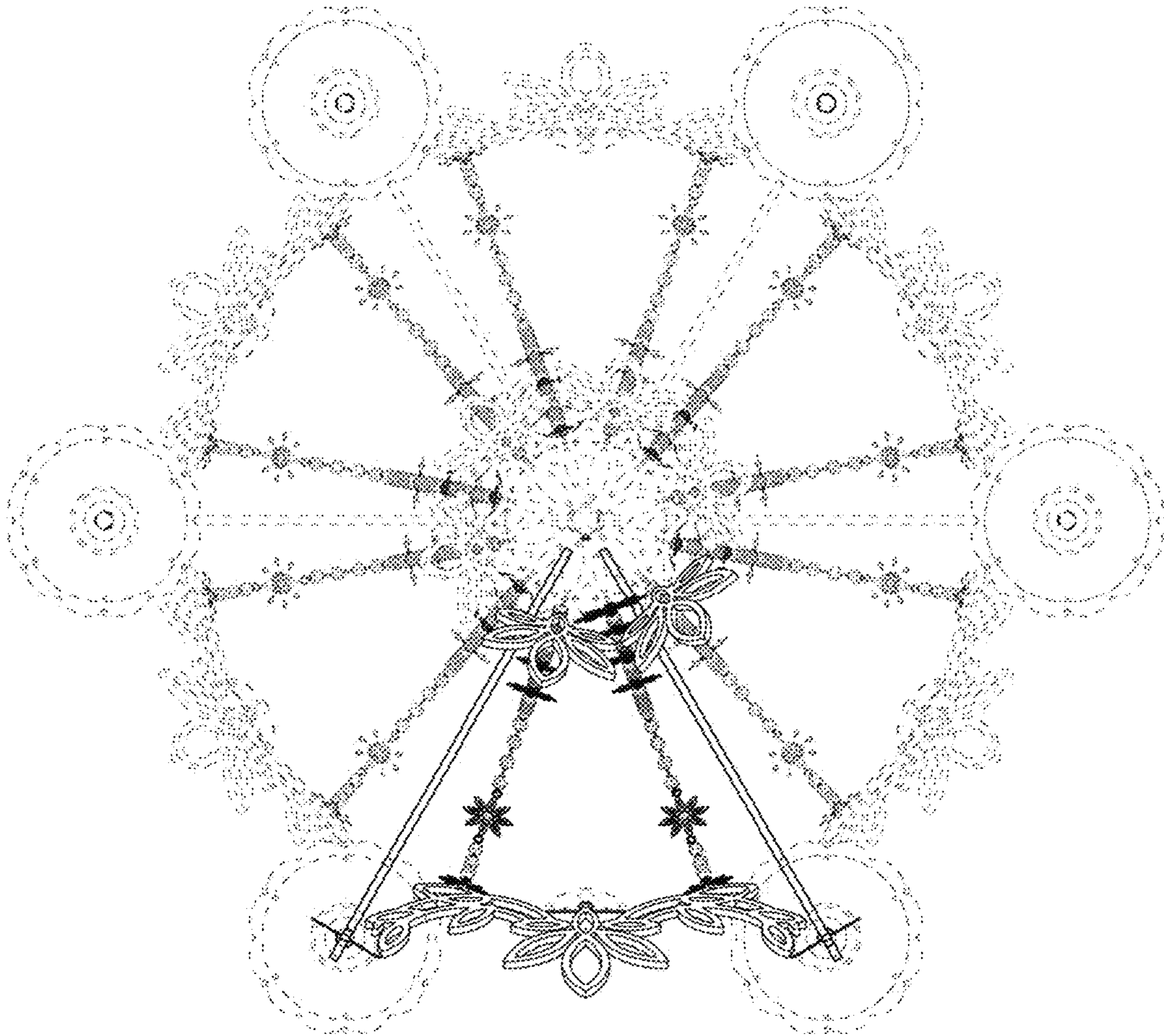
1.4



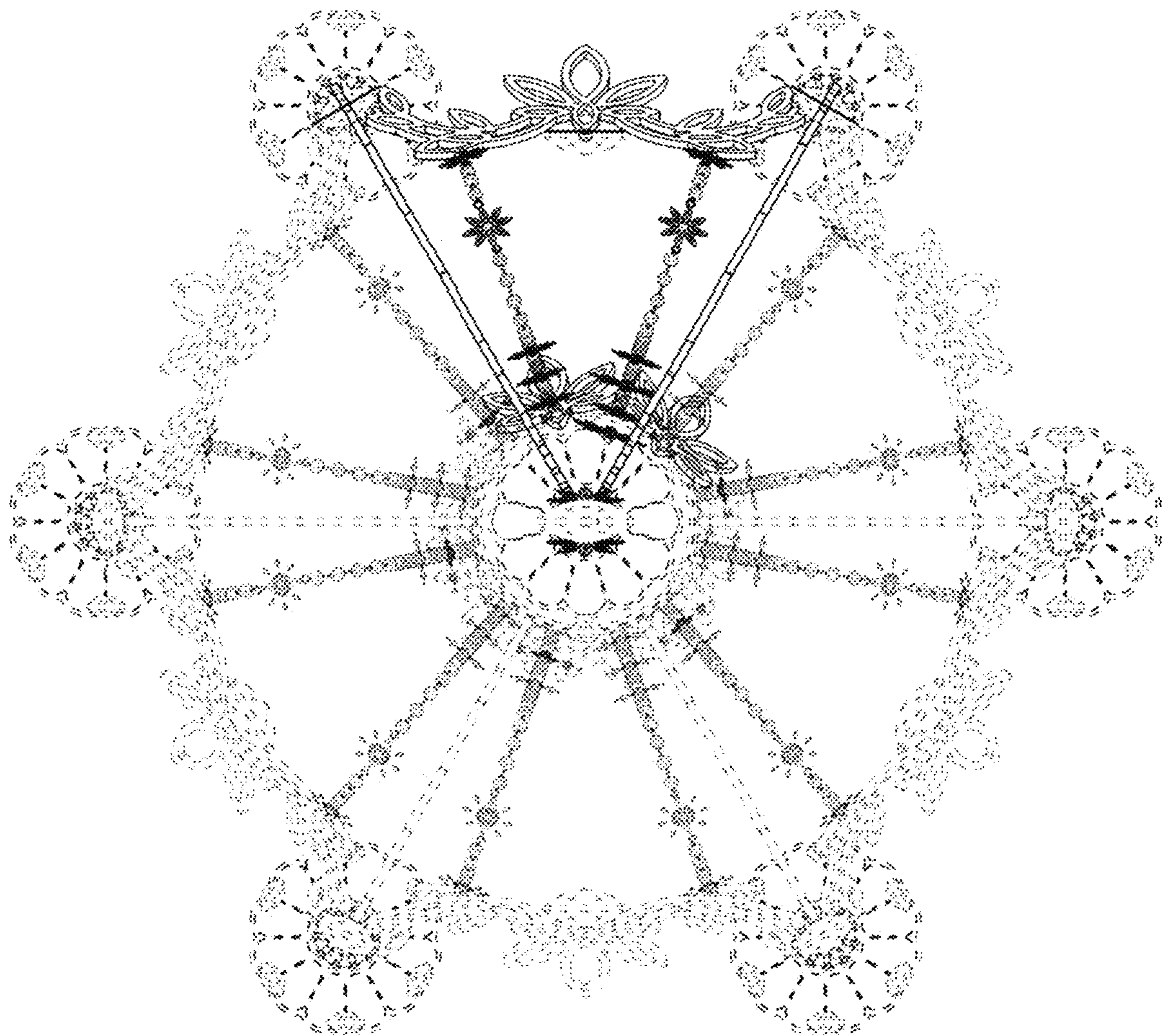
1.5




1.6




1.7



2.1




2.2



2.3



2.4



2.5




2.6




2.7



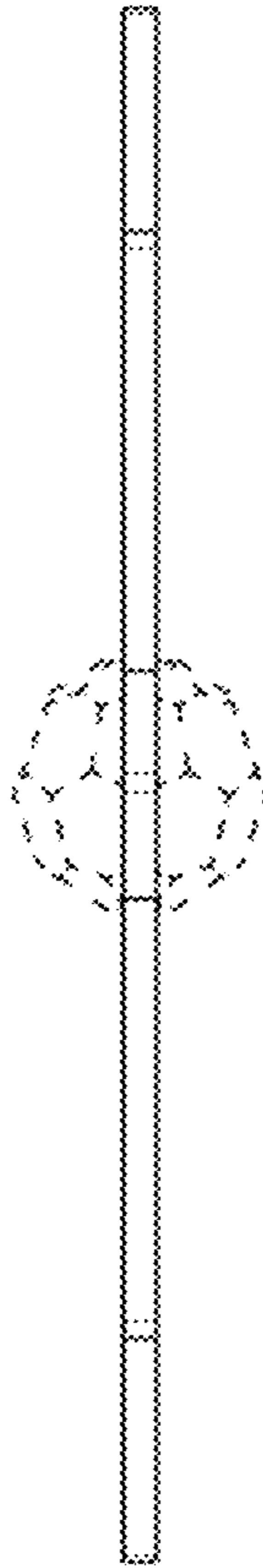
3.1




3.2

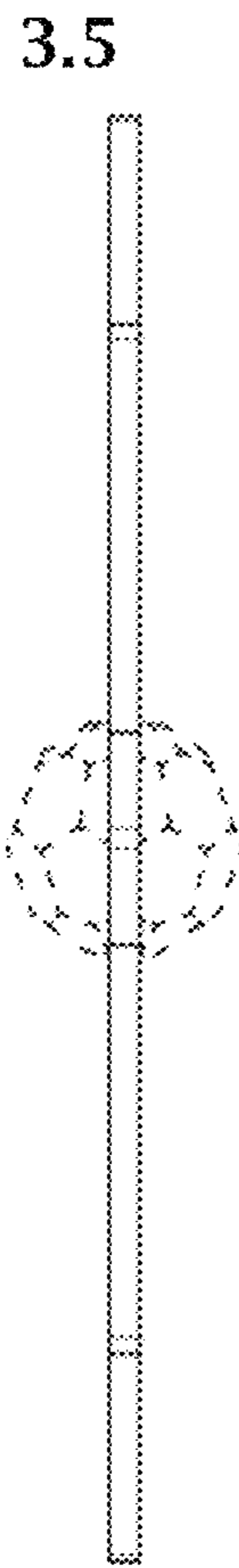


3.3

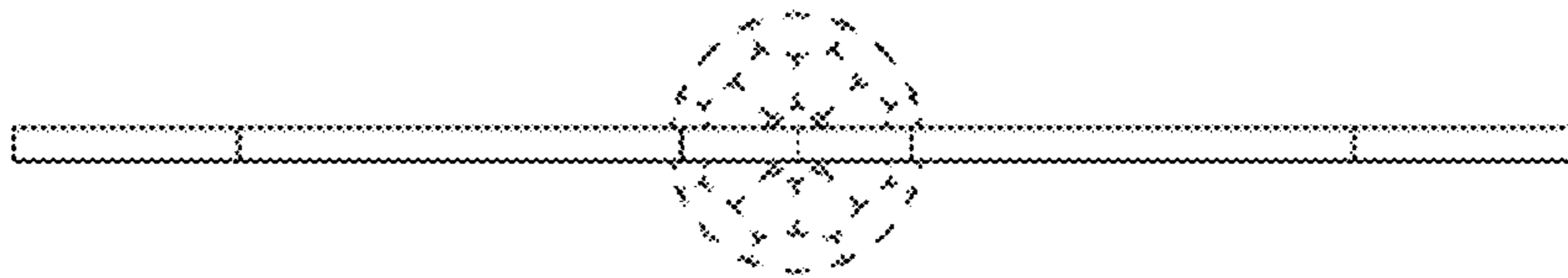


3.4





3.6



3.7

