



US00D832482S

(12) **United States Design Patent** (10) **Patent No.:** **US D832,482 S**
Price (45) **Date of Patent:** **** Oct. 30, 2018**

(54) **LED TRACK LUMINAIRE**
(71) Applicant: **GE LIGHTING SOLUTIONS, LLC**,
East Cleveland, OH (US)
(72) Inventor: **Alex Kendall Price**, East Cleveland,
OH (US)
(73) Assignee: **GE Lighting Solutions, LLC**, East
Cleveland, OH (US)
(**) Term: **15 Years**

D546,995 S 7/2007 Wachter
D546,996 S 7/2007 Layne
D547,479 S 7/2007 Layne
D552,284 S * 10/2007 Kosche D26/63
D587,832 S * 3/2009 Bergmann D26/63
D590,535 S 4/2009 Wnek et al.
D604,881 S 11/2009 Mier-Langner et al.
D604,882 S 11/2009 Mier-Langner et al.
D605,323 S 12/2009 Mier-Langner et al.
D618,373 S 6/2010 Fukasawa
D670,425 S * 11/2012 Bouroullec D26/118
D671,252 S * 11/2012 You D26/63
D693,503 S * 11/2013 Rashidi D26/63
D751,746 S * 3/2016 Hoang D26/63

(21) Appl. No.: **29/575,928**
(22) Filed: **Aug. 30, 2016**
(51) **LOC (11) Cl.** **26-03**
(52) **U.S. Cl.**
USPC **D26/63**
(58) **Field of Classification Search**
USPC D26/1, 24, 61, 63, 65, 85, 92
CPC F21V 21/14; F21V 15/01; F21V 14/02;
F21V 21/30; F21V 21/00; F21V 14/00;
F21S 8/00; F21S 8/003; F21S 8/043;
F21Y 2105/001
See application file for complete search history.

* cited by examiner

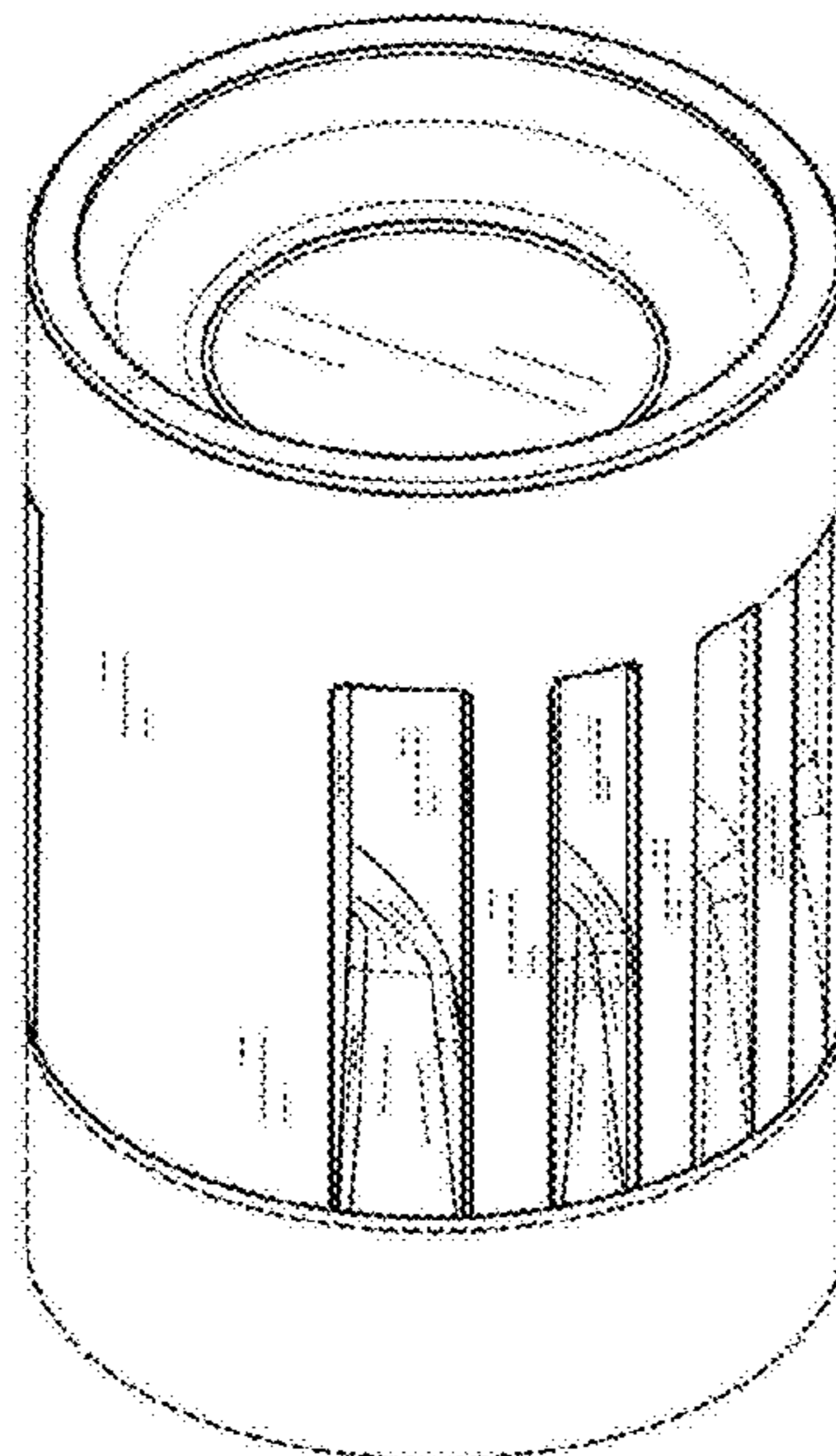
Primary Examiner — Brian N. Vinson
(74) *Attorney, Agent, or Firm* — Peter T. DiMauro; GPO
Global Patent Operation

(56) **References Cited**
U.S. PATENT DOCUMENTS
D316,156 S * 4/1991 Gecchelin D26/63
D331,294 S * 11/1992 Wereley D26/63
D399,018 S * 9/1998 Jensen D26/63
D417,300 S * 11/1999 Stacy D26/63
D535,422 S 1/2007 Mier-Langner et al.
D541,456 S * 4/2007 Kosche D26/63
D546,994 S 7/2007 Wachter

(57) **CLAIM**
The ornamental design for a LED track luminaire, as shown
and described.

DESCRIPTION
FIG. 1 is a perspective view of a LED track luminaire in
accordance with the present design;
FIG. 2 is a front view thereof, wherein a rear view is the
mirror image;
FIG. 3 is a second side view thereof taken ninety degrees
from the front view, wherein a second side view is a mirror
image thereof; and,
FIG. 4 is a top view thereof.
The broken lines in the drawings illustrate portions of the
LED track luminaire that form no part of the claimed design.

1 Claim, 2 Drawing Sheets



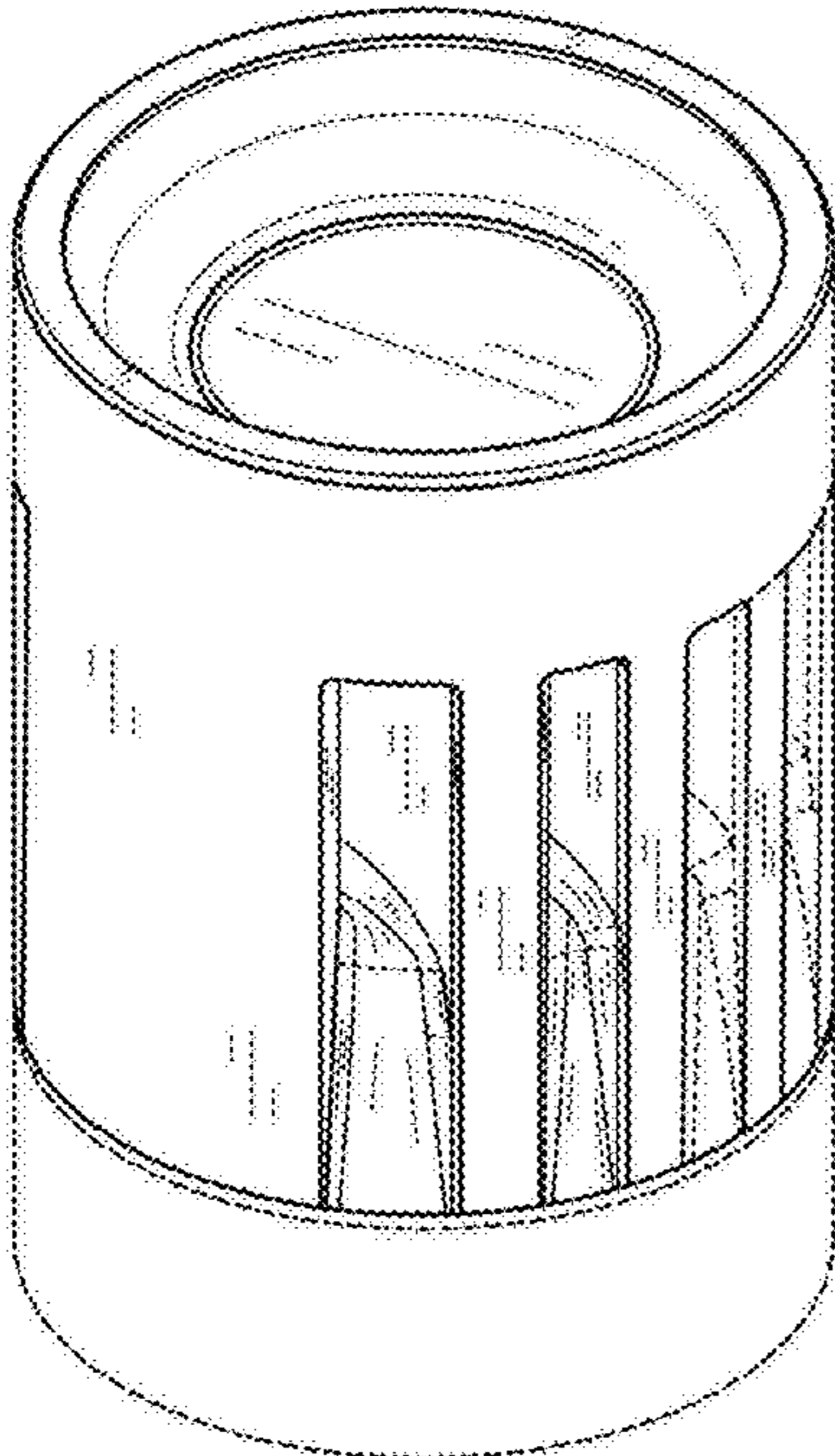


FIG. 1

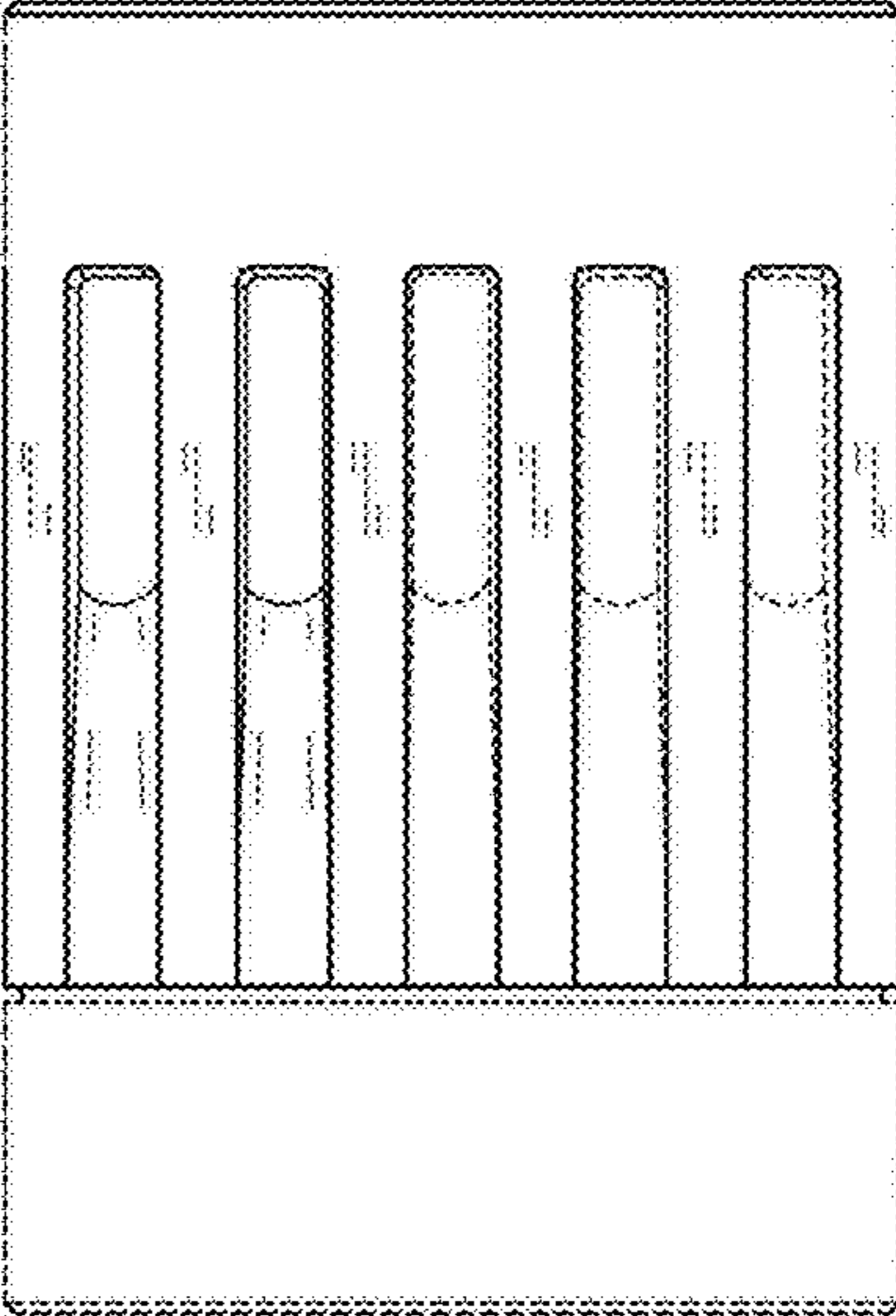


FIG. 2

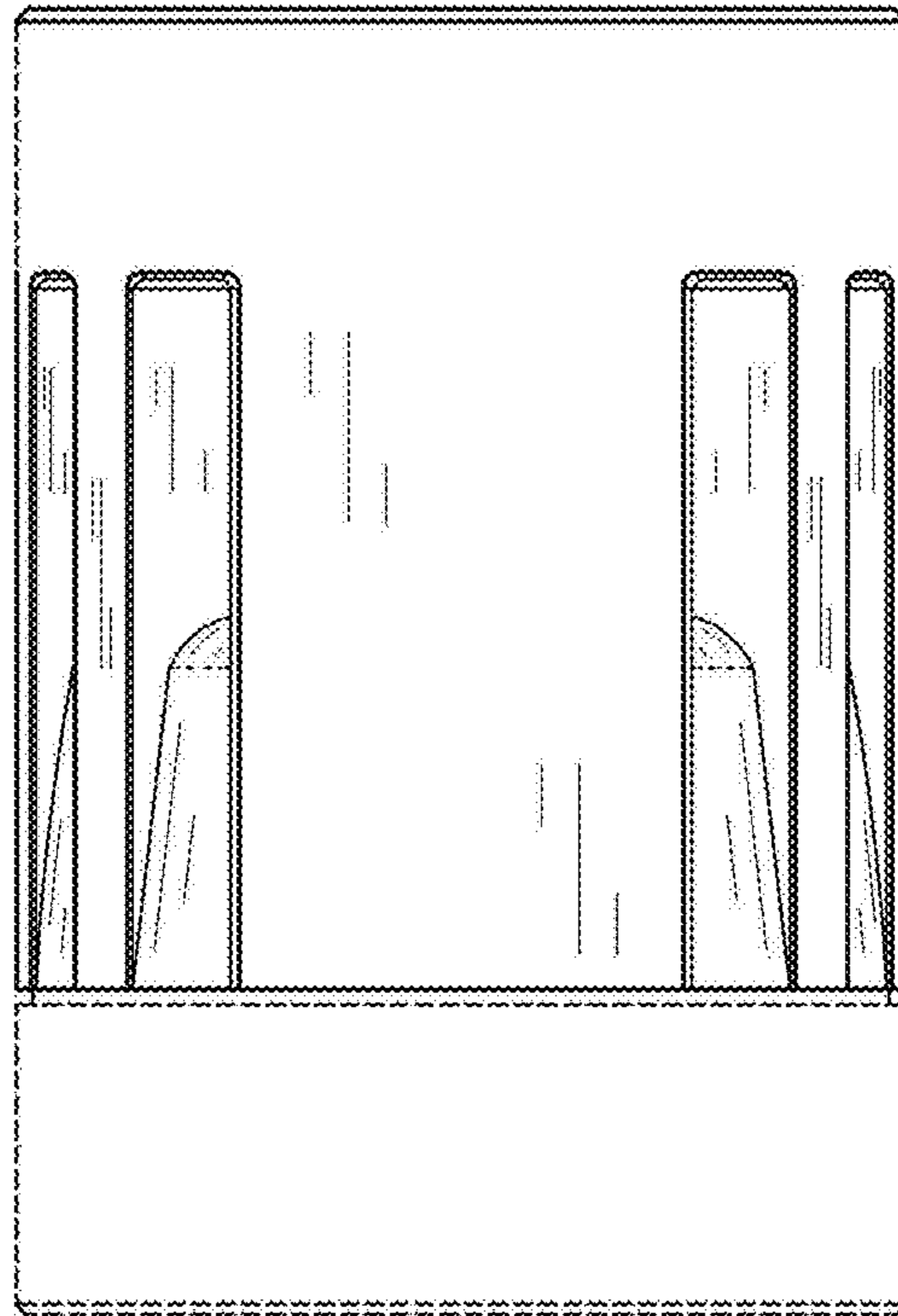


FIG. 3

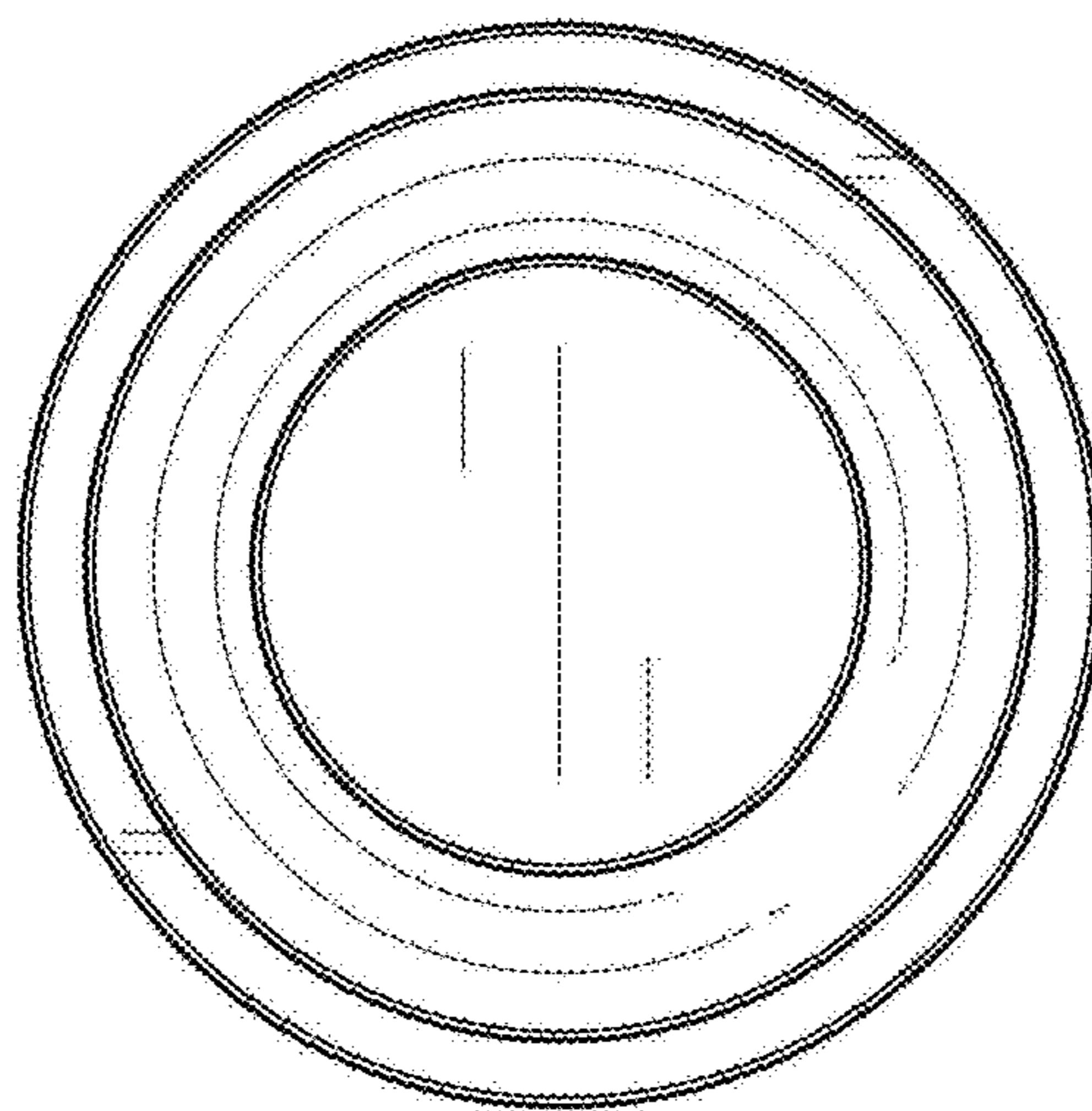


FIG. 4