



US00D832474S

(12) **United States Design Patent**
Suga et al.

(10) **Patent No.:** **US D832,474 S**
(45) **Date of Patent:** **** Oct. 30, 2018**

(54) **FRONT COMBINATION LAMP FOR AN AUTOMOBILE**

D561,357 S * 2/2008 Leclercq D26/28
D561,358 S * 2/2008 Tachibana D26/28
D563,576 S * 3/2008 Hanaoka D26/28

(71) Applicants: **Koichi Suga**, Toyota (JP); **Shin Miyata**, Nisshin (JP)

OTHER PUBLICATIONS

(72) Inventors: **Koichi Suga**, Toyota (JP); **Shin Miyata**, Nisshin (JP)

Toyota, Lexus GS200t (2016), NetCarShow, <https://www.netcarshow.com/lexus/2016-gs_200t/>, available at least as early as Jan. 28, 2016.

(73) Assignee: **TOYOTA JIDOSHA KABUSHIKI KAISHA** (JP)

Audi, Audi Prologue Concept (2014), NetCarShow, <http://www.netcarshow.com/audi/2014-prologue_concept/>, available at least as early as Jan. 28, 2016.

(**) Term: **15 Years**

Volkswagen, Volkswagen XL1 (2014), NetCarShow, <<http://www.netcarshow.com/volkswagen/2014-x11/>>, available at least as early as Jan. 28, 2016.

(21) Appl. No.: **29/587,315**

* cited by examiner

(22) Filed: **Dec. 12, 2016**

Primary Examiner — Marcus Jackson

(30) **Foreign Application Priority Data**

(74) *Attorney, Agent, or Firm* — Saidman DesignLaw Group, LLC

Jun. 14, 2016 (JP) 2016-012657

(51) **LOC (11) Cl.** **26-06**

(52) **U.S. Cl.**
USPC **D26/28**

(58) **Field of Classification Search**
USPC D26/28–36; 362/80–83, 267–269, 362/459–468, 475–478, 485–487
CPC F21S 48/00; F21S 48/10; F21S 48/115; F21S 48/225; F21S 48/1233; F21S 48/1266; F21S 48/1388; F21S 48/2268; F21V 21/04

See application file for complete search history.

(56) **References Cited**

U.S. PATENT DOCUMENTS

D556,349 S * 11/2007 Golden D26/28
D560,291 S * 1/2008 Koyama D26/28

(57) **CLAIM**

The ornamental design for a front combination lamp for an automobile, as shown and described.

DESCRIPTION

FIG. 1 is a perspective view of a front combination lamp for an automobile showing our new design;
FIG. 2 is a front view thereof;
FIG. 3 is a rear view thereof;
FIG. 4 is a top view thereof;
FIG. 5 is a bottom view thereof;
FIG. 6 is a right side view thereof; and,
FIG. 7 is a left side view thereof.

The claimed design is indicated by the relatively dark portions in the figures. The relatively light portions form no part of the claimed design.

1 Claim, 7 Drawing Sheets






FIG. 1

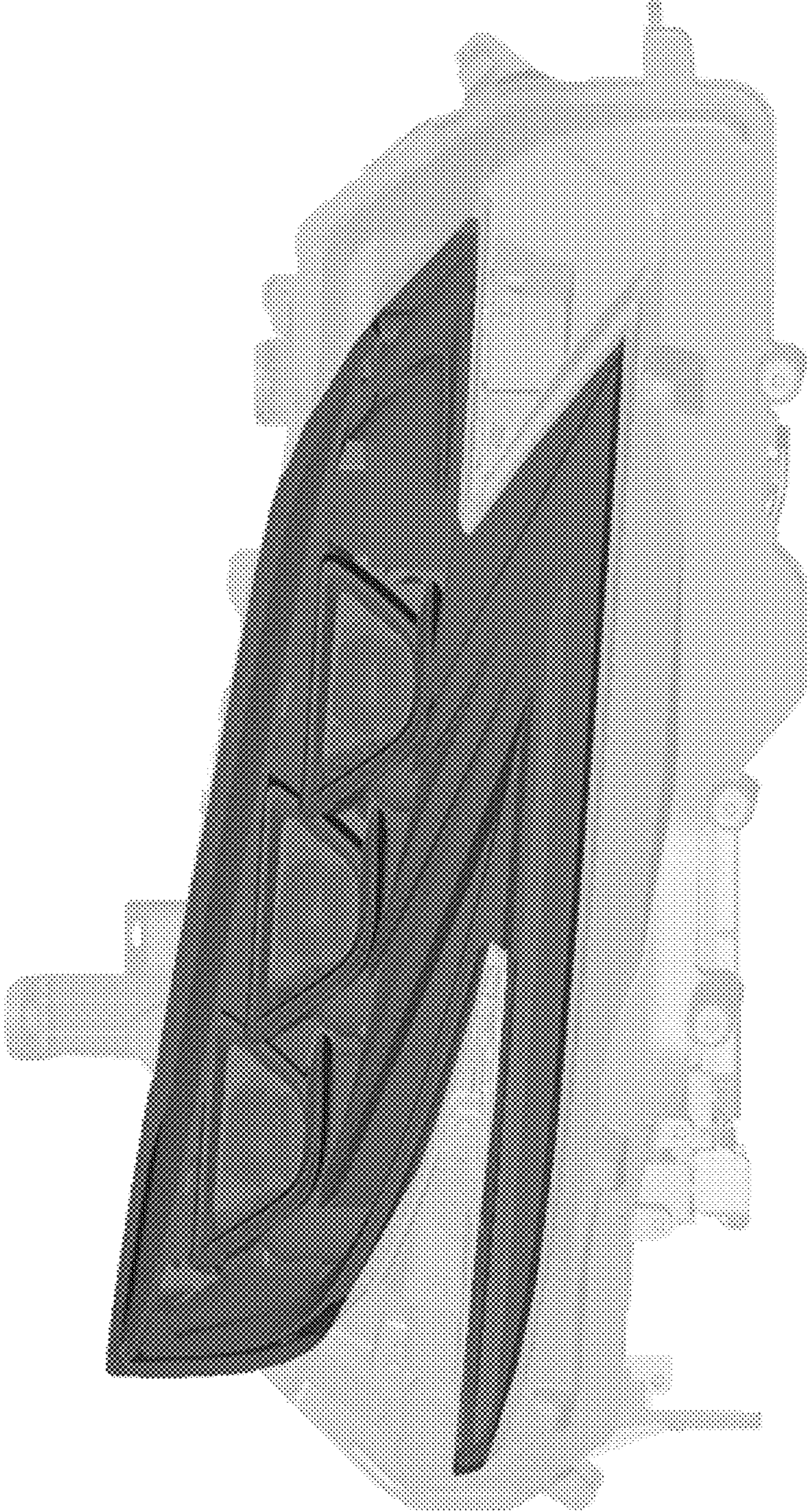


FIG. 2

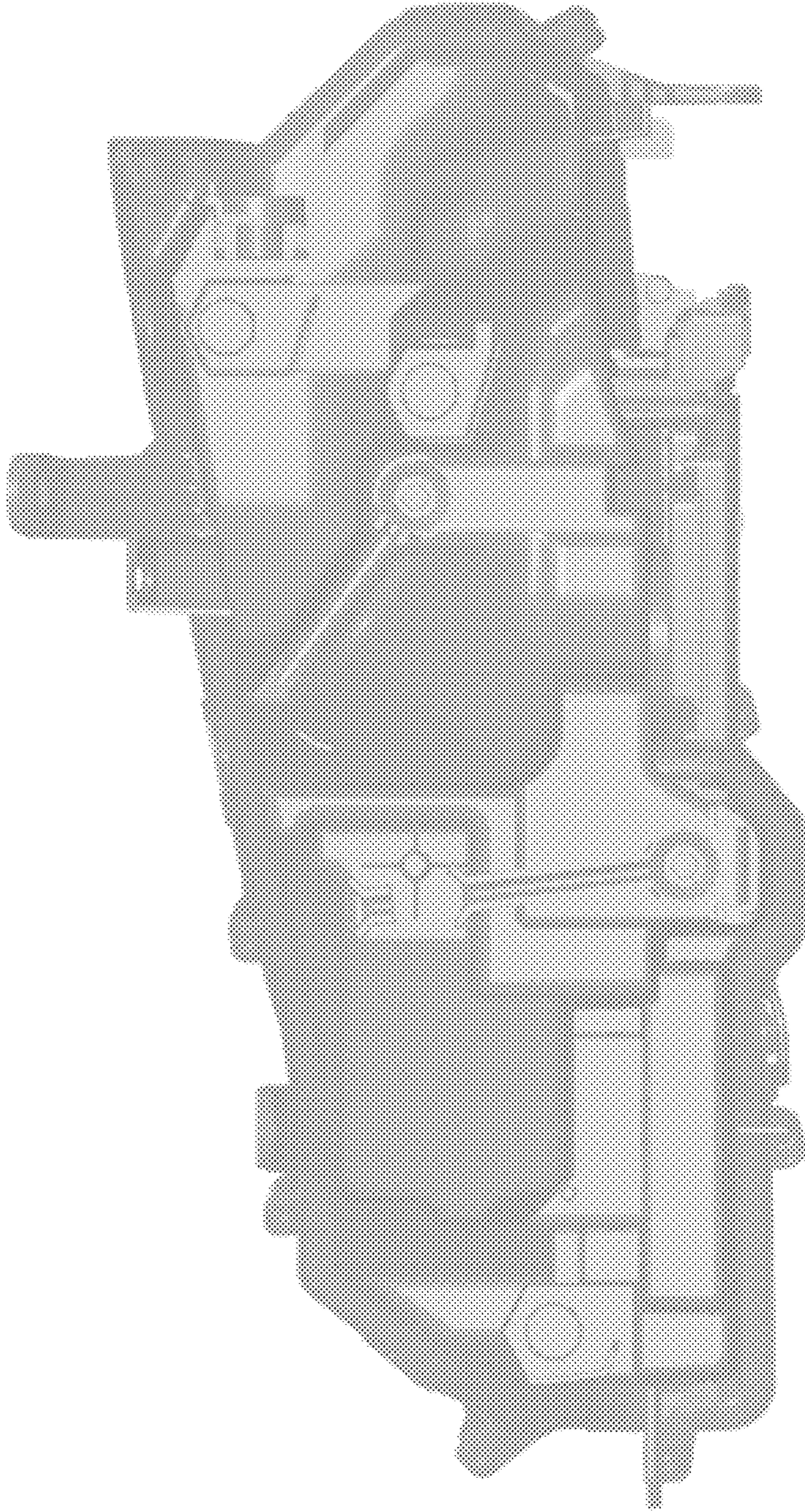


FIG. 3

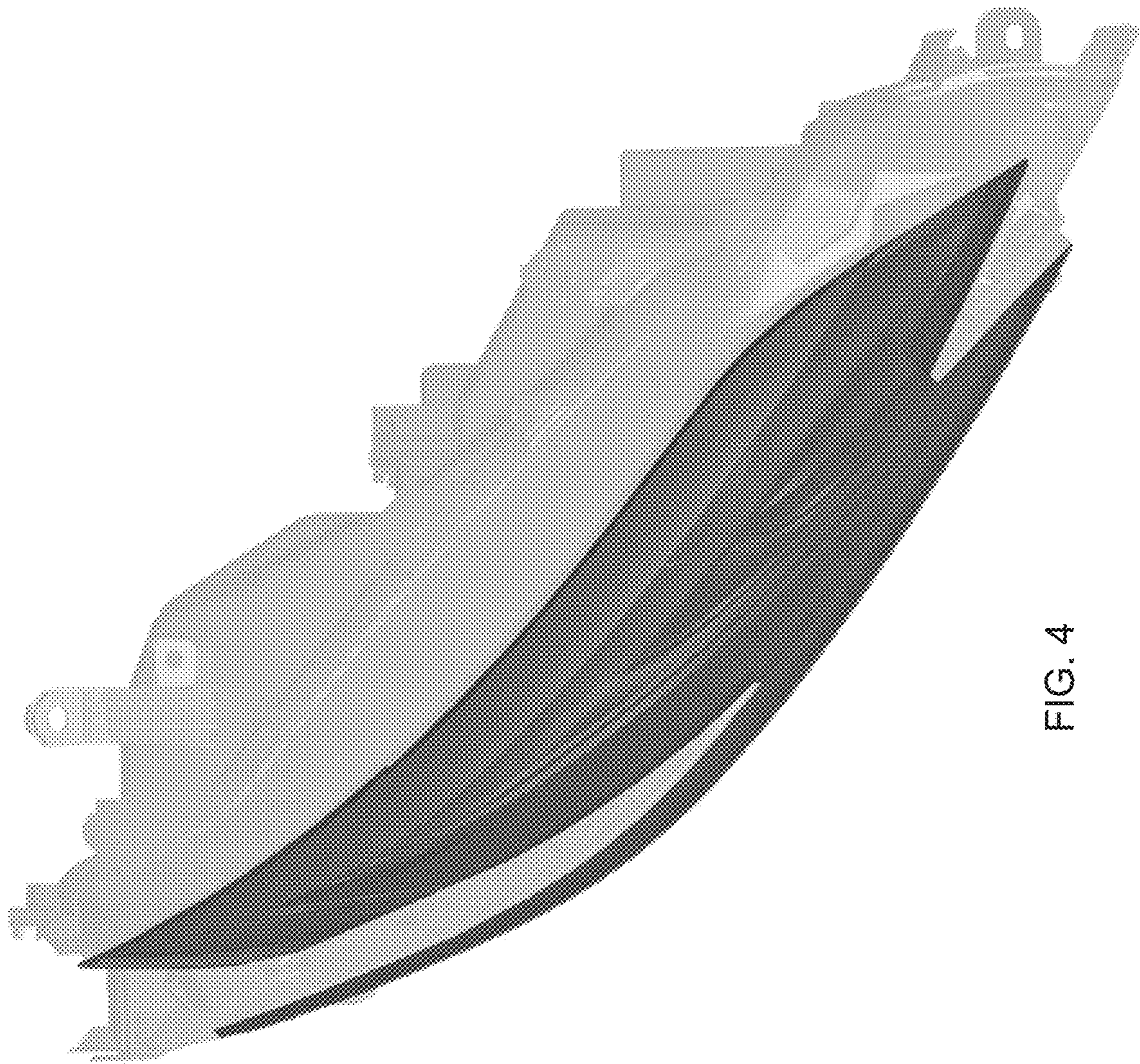


FIG. 4

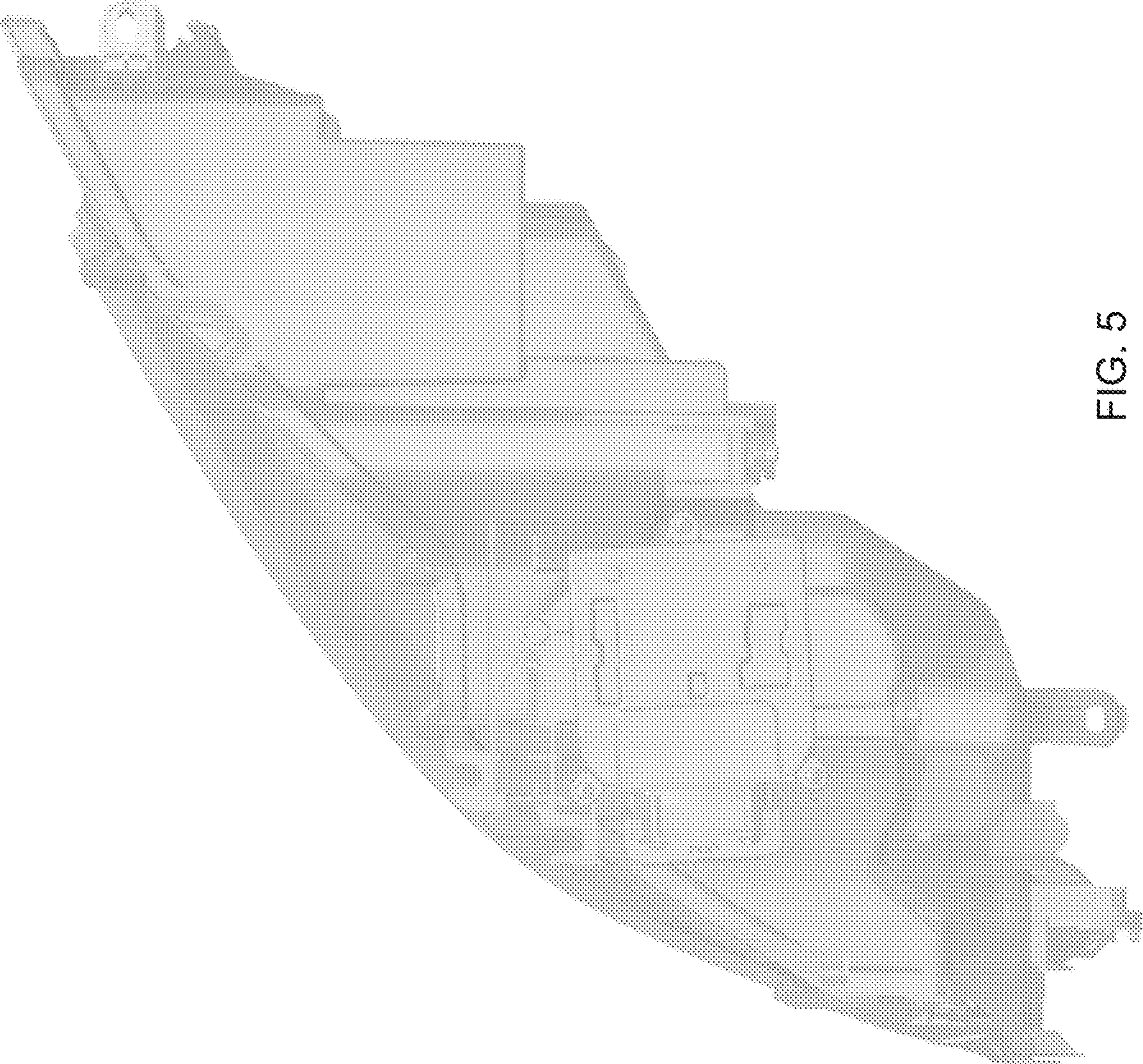


FIG. 5

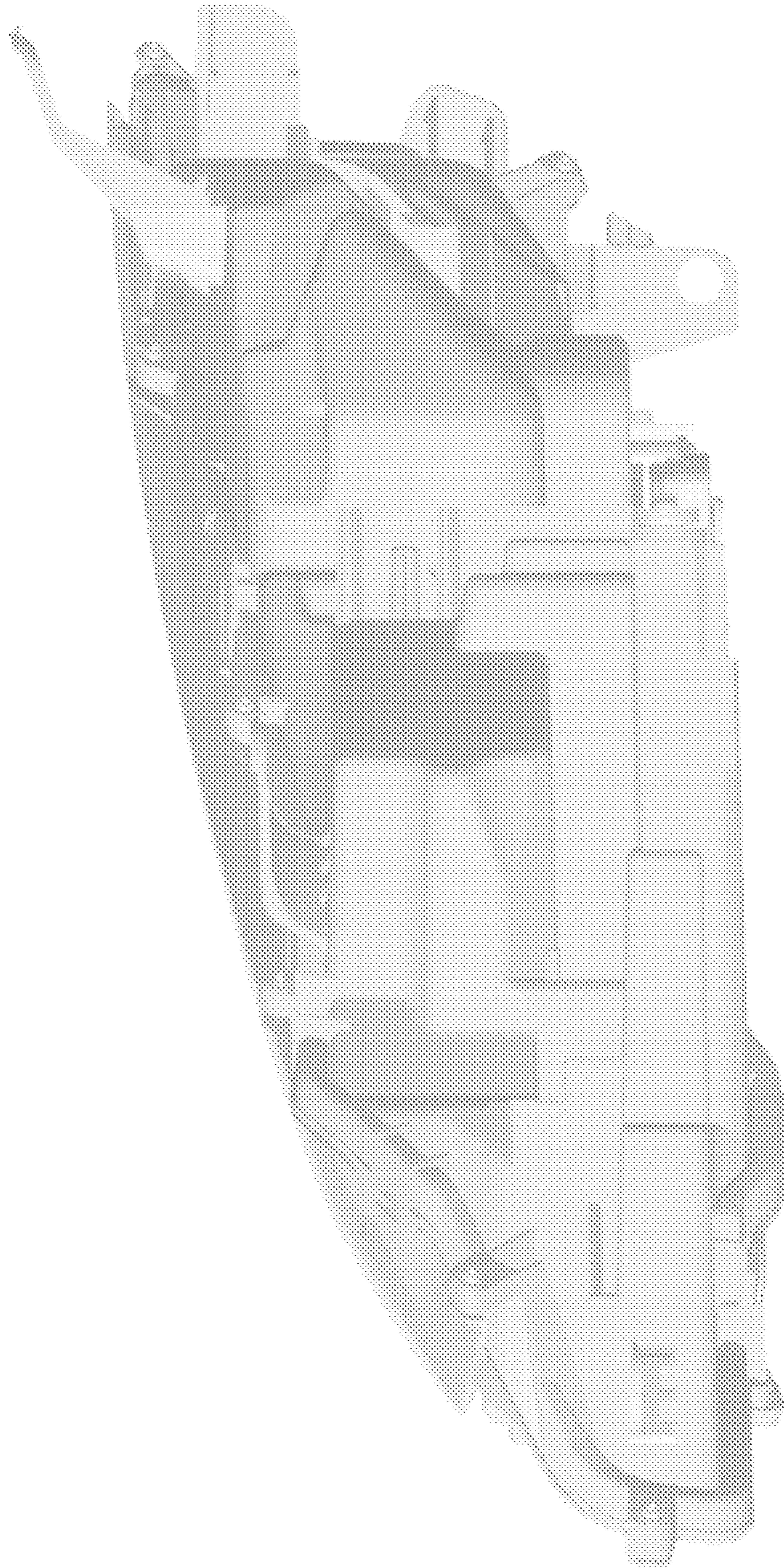


FIG. 6

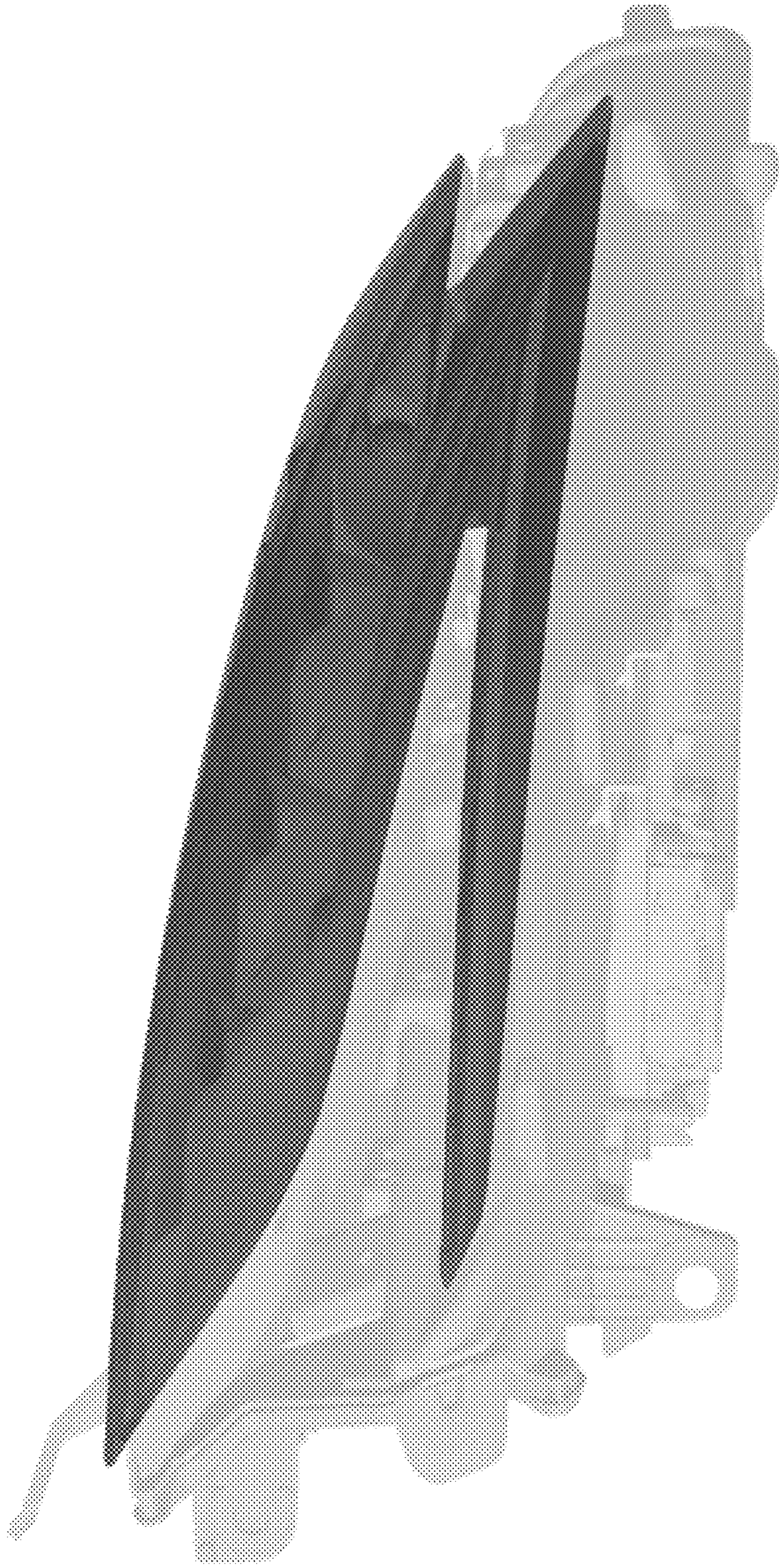


FIG. 7