



US00D832462S

(12) **United States Design Patent**
Korfanty et al.

(10) **Patent No.:** **US D832,462 S**

(45) **Date of Patent:** **** Oct. 30, 2018**

(54) **TILE**

(71) Applicant: **Stegu Sp. z o.o., Jelowa (PL)**

(72) Inventors: **Wojciech Korfanty, Jelowa (PL);
Wioletta Magdalena Bogunia, Jelowa (PL)**

(**) Term: **15 Years**

(21) Appl. No.: **29/580,031**

(22) Filed: **Oct. 5, 2016**

(30) **Foreign Application Priority Data**

Apr. 5, 2016 (EM) 003055797-0002

(51) **LOC (11) Cl.** **25-01**

(52) **U.S. Cl.**
USPC **D25/113; D25/151**

(58) **Field of Classification Search**
USPC D25/138, 139, 140, 143, 144, 145, 147,
D25/148, 149, 151, 153, 154, 156, 157,
D25/158, 159, 160, 161, 162, 163, 104,
D25/113; 52/314, 561, 578, 588.1, 596,
52/311.1, 747.12

CPC ... B44F 9/04; E01C 5/00; E01C 11/02; E04C
2/30; E04C 2/38; E04C 2/288; E04C
2002/008

See application file for complete search history.

(56) **References Cited**

U.S. PATENT DOCUMENTS

2,323,299 A * 7/1943 Craig E04F 13/147
428/161
D543,642 S * 5/2007 Castonguay D25/113
D553,260 S * 10/2007 Castonguay D25/113
D590,070 S * 4/2009 Castonguay D25/113
D590,071 S * 4/2009 Castonguay D25/113
D590,072 S * 4/2009 Castonguay D25/113
D602,173 S * 10/2009 Thomassen D25/113

D620,616 S * 7/2010 Ciccarello D25/113
D620,617 S * 7/2010 Ciccarello D25/113
D622,872 S * 8/2010 Ciccarello D25/113
D624,202 S * 9/2010 Thomassen D25/113
D624,203 S * 9/2010 Thomassen D25/113
D640,800 S * 6/2011 Thomassen D25/113
7,988,382 B2 * 8/2011 Castonguay E01C 5/00
404/34
D645,574 S * 9/2011 Thomassen D25/113
8,011,152 B2 * 9/2011 Thomassen E01C 5/06
404/29
D660,982 S * 5/2012 Thomassen D25/113
8,413,397 B2 * 4/2013 Lacas B44C 5/06
404/42
D695,915 S * 12/2013 Dignard D25/113
D695,916 S * 12/2013 Dignard D25/113

(Continued)

OTHER PUBLICATIONS

Inspirations—Stegu (on-line), no date available. Retrieved from Internet Dec. 15, 2017, URL: <http://en.stegu.pl/inspirations/> (2 pgs.).*

(Continued)

Primary Examiner — Vy N Koenig

Assistant Examiner — Kimberly Barnes

(74) *Attorney, Agent, or Firm* — Dennemeyer & Associates, LLC.

(57) **CLAIM**

The ornamental design for a tile, as shown and described.

DESCRIPTION

FIG. 1 is a front right perspective view of a tile, showing our new design;

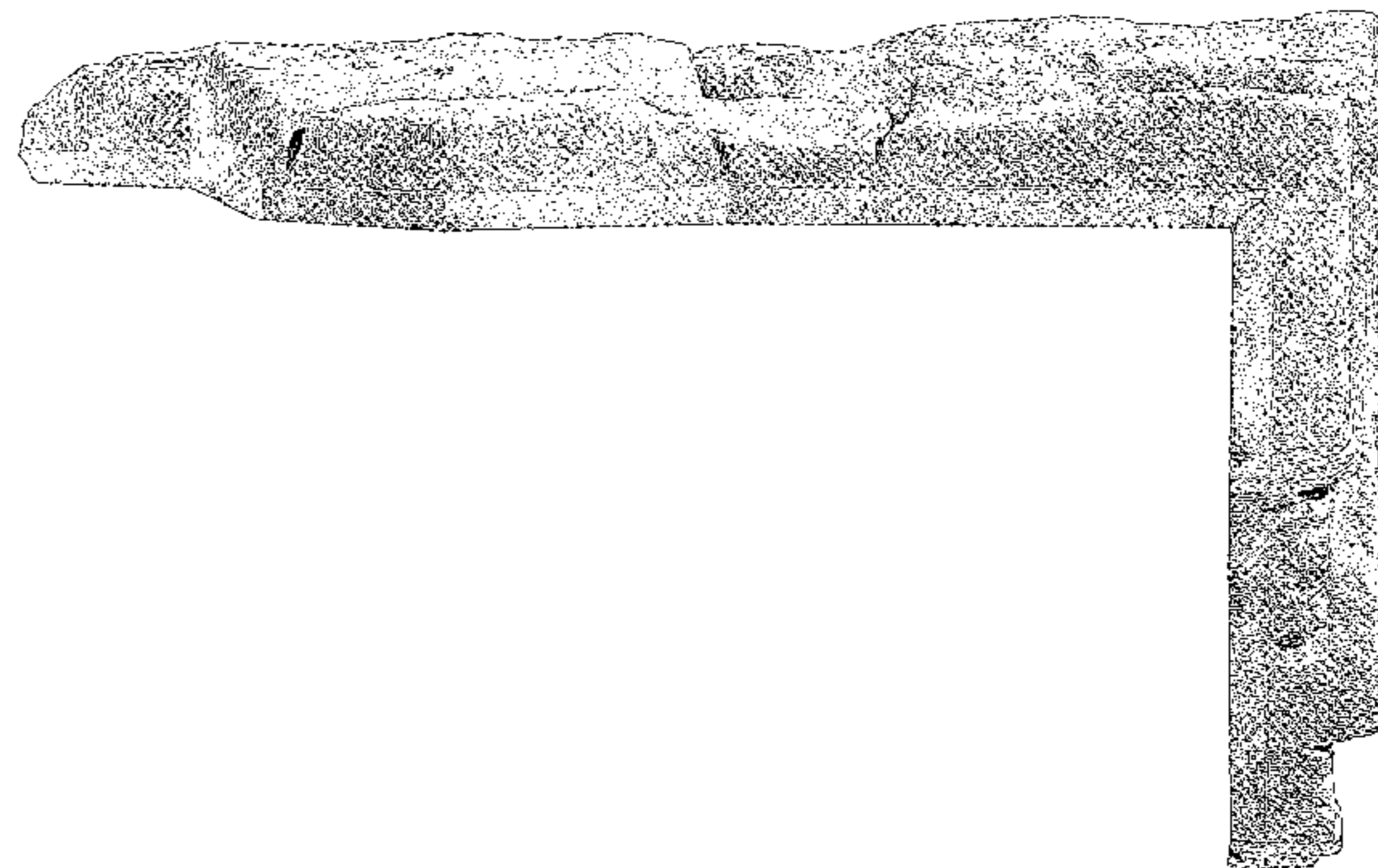
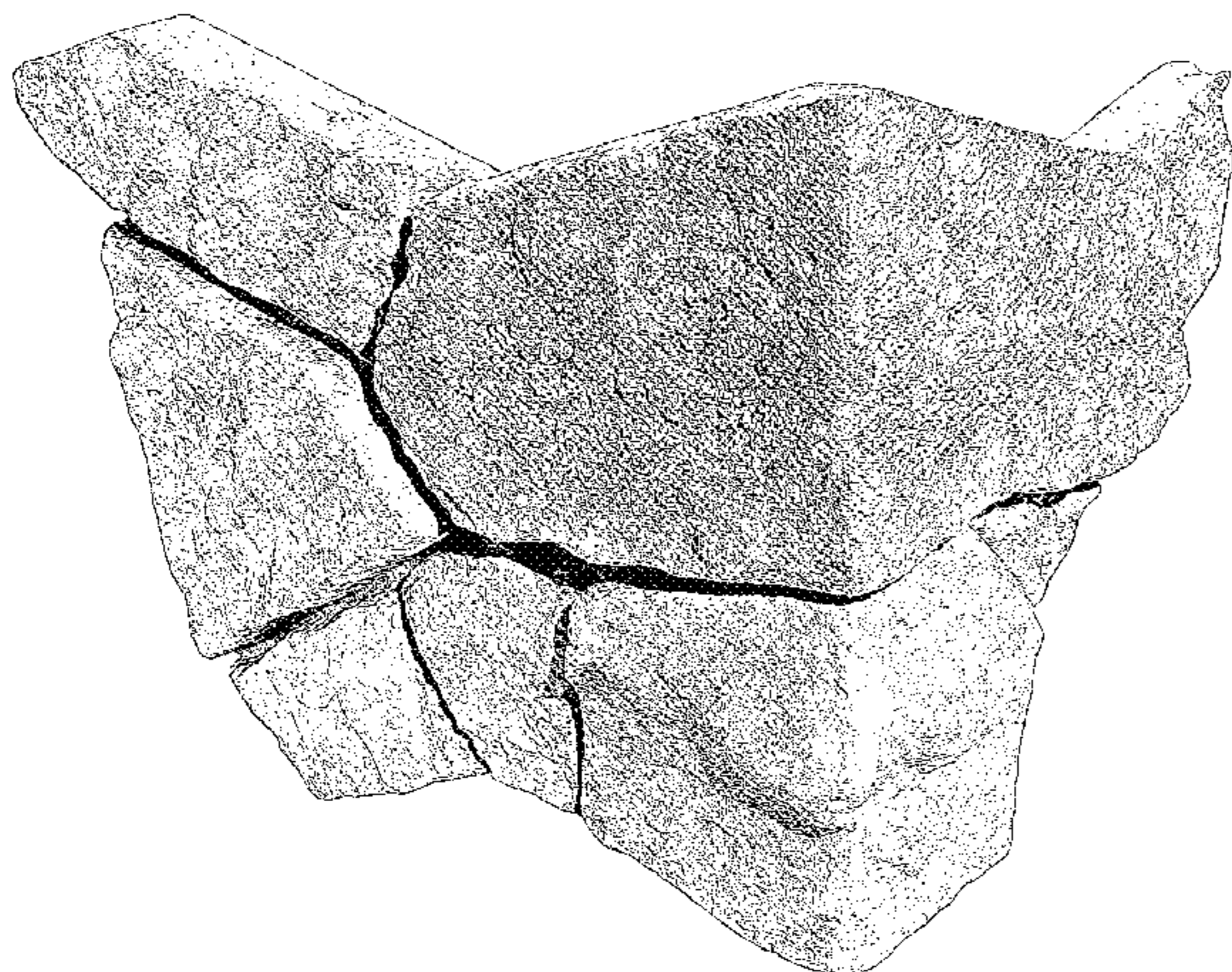
FIG. 2 is a front elevational view thereof;

FIG. 3 is a left side elevational view thereof;

FIG. 4 is a right side elevational view thereof; and,

FIG. 5 is a bottom plan view thereof.

1 Claim, 5 Drawing Sheets



(56)

References Cited

U.S. PATENT DOCUMENTS

D695,917 S * 12/2013 Dignard D25/113
D695,918 S * 12/2013 Dignard D25/113
D695,919 S * 12/2013 Dignard D25/113
D695,920 S * 12/2013 Dignard D25/113
D695,921 S * 12/2013 Dignard D25/113
D695,922 S * 12/2013 Dignard D25/113
D736,952 S * 8/2015 Thomassen D25/113
9,404,226 B2 * 8/2016 Dignard E01C 5/00
D791,346 S * 7/2017 Karau D25/113
9,752,288 B2 * 9/2017 Dignard E01C 11/02
2017/0356138 A1 * 12/2017 Dignard E01C 11/02

OTHER PUBLICATIONS

Nanga with joint (on-line), dated Nov. 6, 2017. Retrieved from Internet Dec. 15, 2017, URL: <https://web.archive.org/web/20171106132353/http://www.all4wall.ie/products/stone-tiles-cladding/nanga-with-joint/> (2 pgs.).*

* cited by examiner

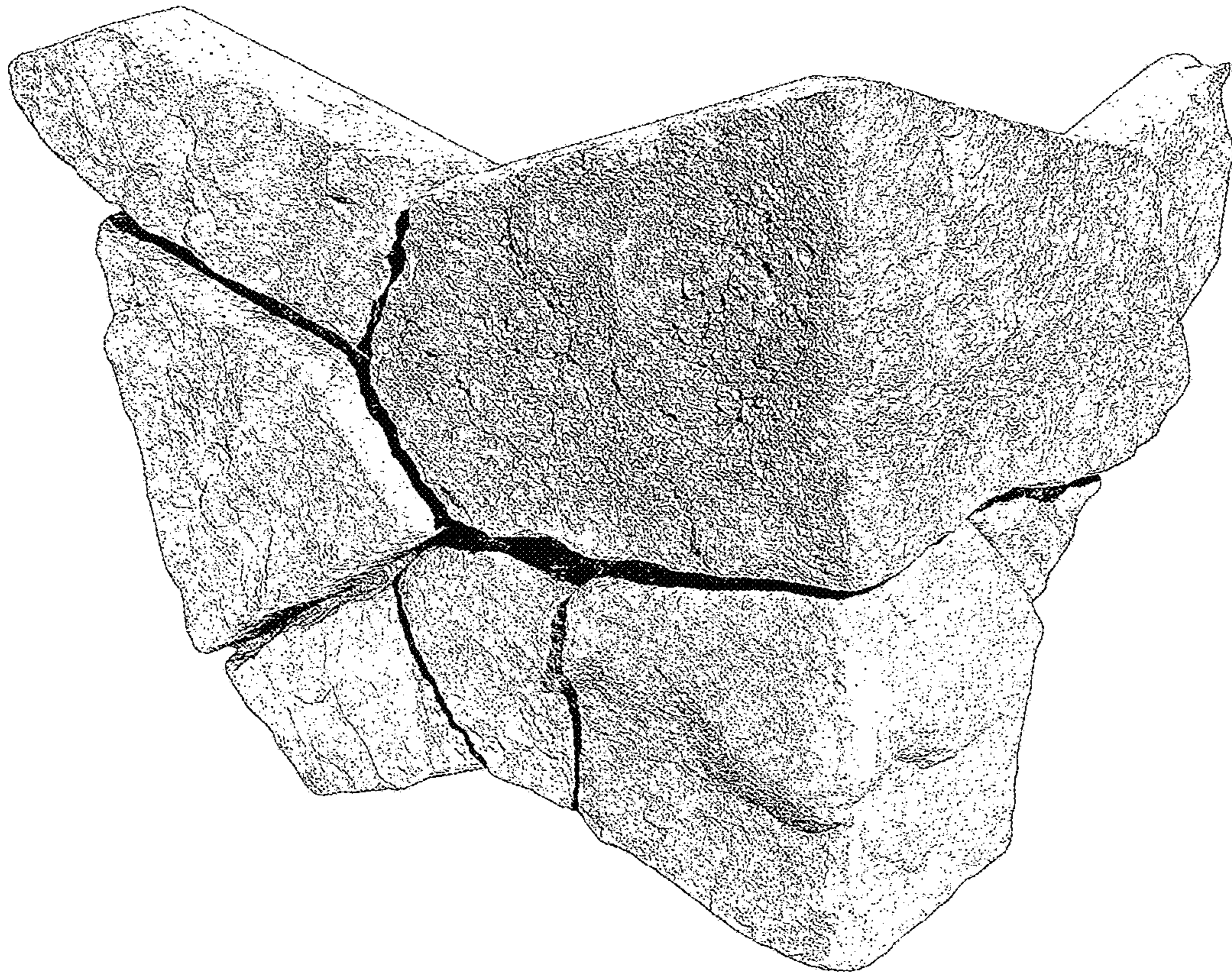


Figure 1




Figure 2

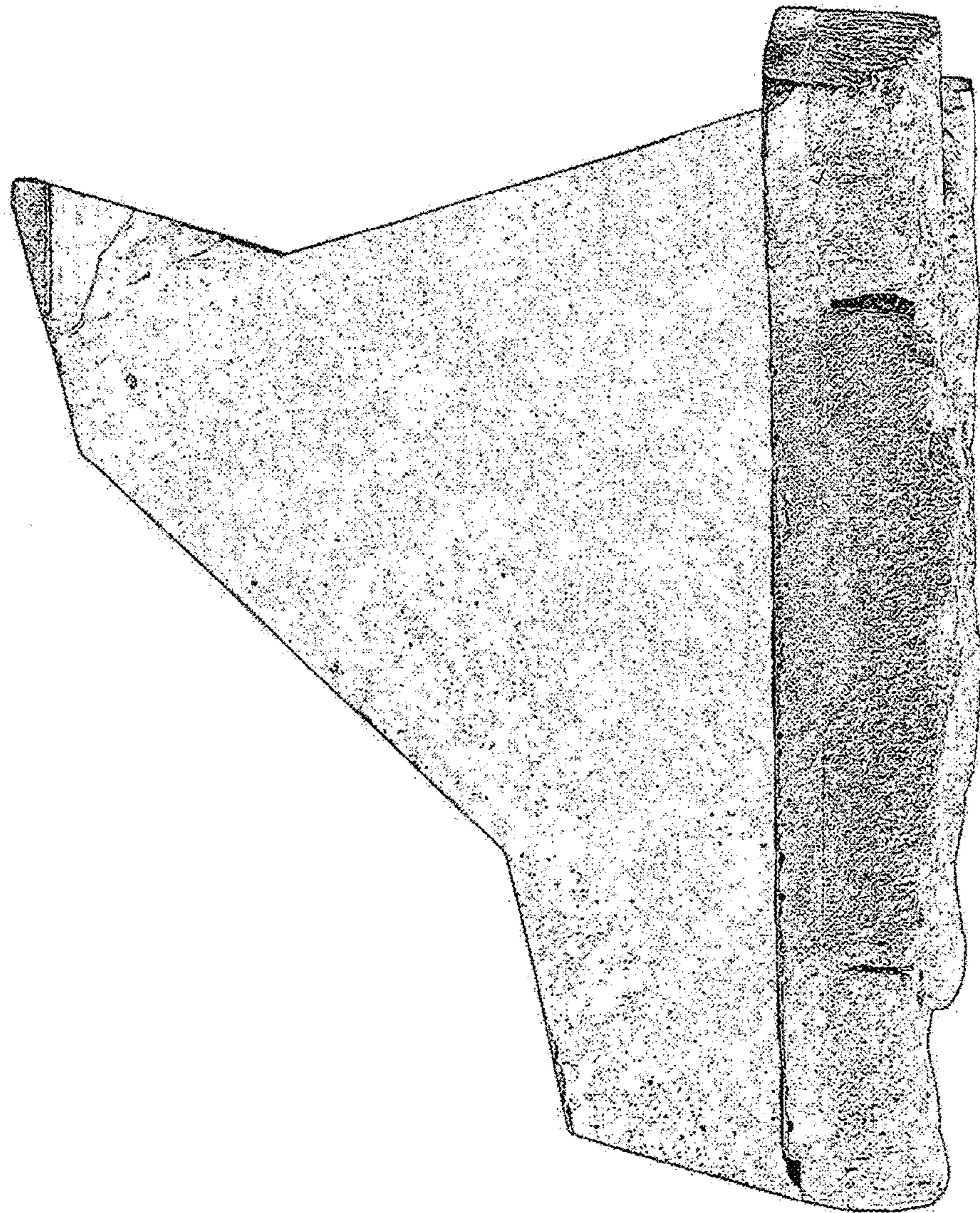


Figure 3




Figure 4

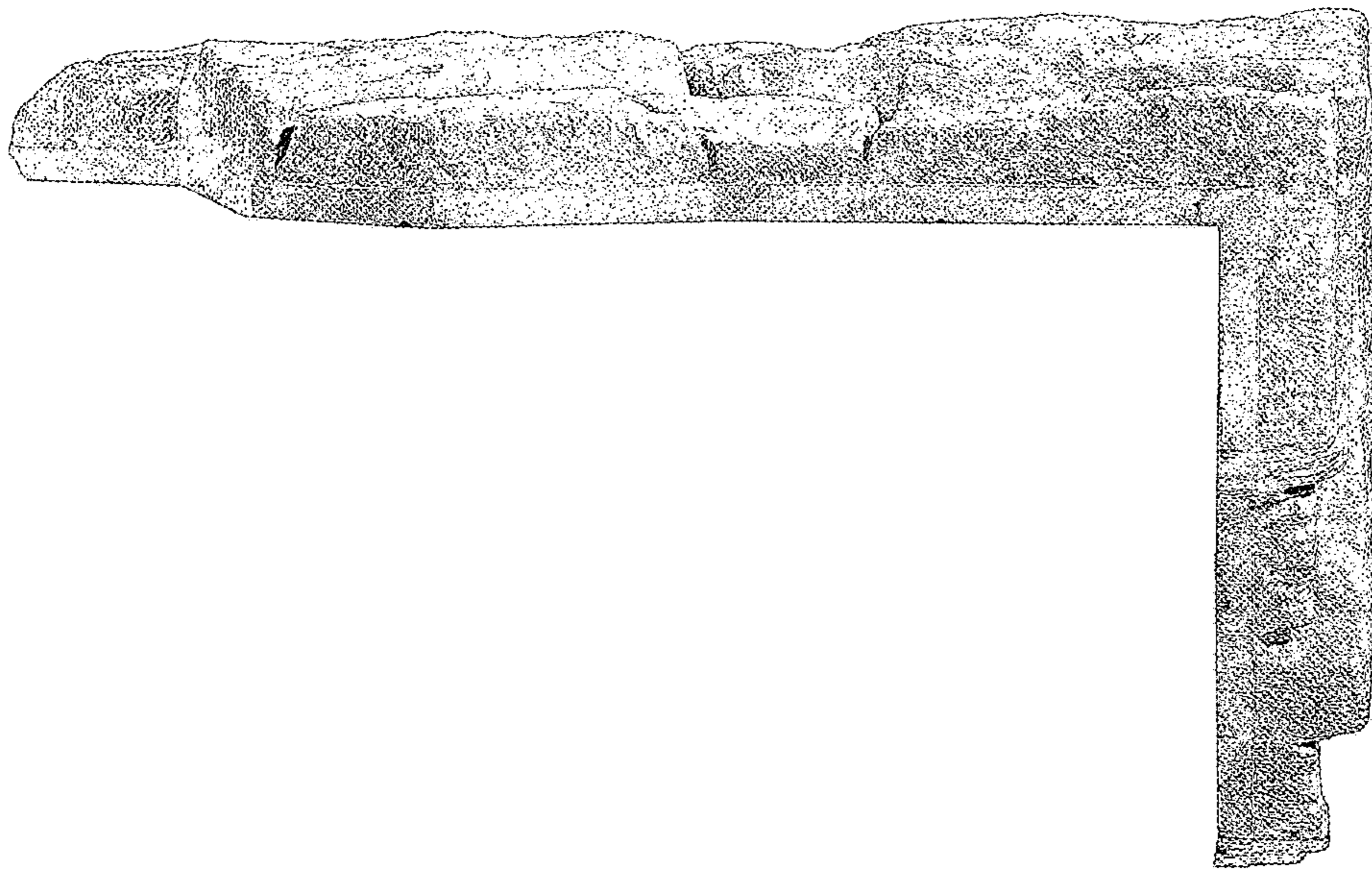


Figure 5