



US00D832460S

(12) **United States Design Patent** (10) **Patent No.:** **US D832,460 S**
Tien (45) **Date of Patent:** **** Oct. 30, 2018**

(54) **POUCH ATTACHMENT LADDER SYSTEM STRAP**

(71) Applicant: **Condor Outdorr Products, Inc.**,
Irwindale, CA (US)

(72) Inventor: **Spencer Tien**, Irwindale, CA (US)

(**) Term: **15 Years**

(21) Appl. No.: **29/605,159**

(22) Filed: **May 24, 2017**

(51) **LOC (11) Cl.** **25-04**

(52) **U.S. Cl.**
USPC **D25/68**

(58) **Field of Classification Search**
USPC D25/62-69; 182/153, 225, 206, 216,
182/228.3, 25, 186.3, 155, 45, 107, 220,
182/120; 248/440, 229.13, 211, 215,
248/225.21, 301, 237, 74.3; 373/373,
373/356; 24/302, 182, 16 PB, 543;
D30/155; D8/356
CPC ... B25H 1/06; E06C 7/423; E06C 7/10; E06C
7/46; E06C 1/345; E06C 7/083; E06C
7/14; E06C 7/482; E06C 7/488; E06C
1/16; E06C 7/44; E06C 7/486; F16B 2/08
See application file for complete search history.

(56) **References Cited**

U.S. PATENT DOCUMENTS

D307,384 S * 4/1990 Phillips 182/206
D317,571 S * 6/1991 Henriksson D8/394

D392,747 S * 3/1998 Ferland D25/68
D758,176 S * 6/2016 Iwasaki D8/394
D799,125 S * 10/2017 Bolinger D30/155
9,874,236 B1 * 1/2018 Tien F16B 2/08
9,933,095 B2 * 4/2018 Deisinger F16L 33/02
2002/0060275 A1 * 5/2002 Polad F16L 3/137
248/74.3
2002/0104937 A1 * 8/2002 Avinger A01G 5/04
248/215

* cited by examiner

Primary Examiner — Cynthia Ramirez

Assistant Examiner — Gino Colan

(74) *Attorney, Agent, or Firm* — Clement Cheng

(57) **CLAIM**

The ornamental design for a pouch attachment ladder system strap, as shown and described.

DESCRIPTION

FIG. 1 is a perspective view.

FIG. 2 is a front view.

FIG. 3 is a rear view.

FIG. 4 is a right side view.

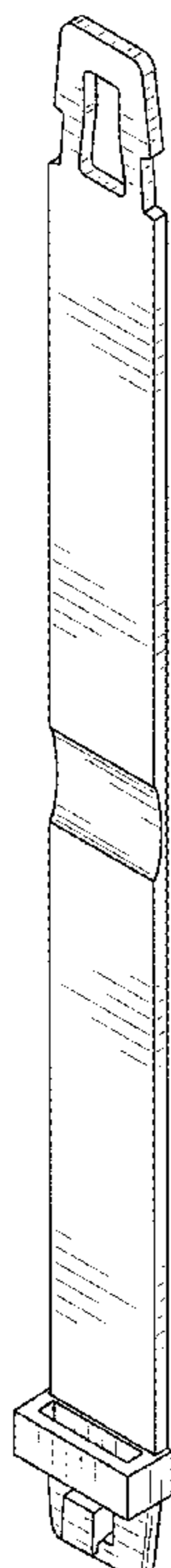
FIG. 5 is a left side view.

FIG. 6 is a top view; and,

FIG. 7 is a bottom view.

The broken lines shown in the figures are for the purpose of illustrating portions of the pouch attachment ladder system strap and form no part of the claimed design.

1 Claim, 3 Drawing Sheets



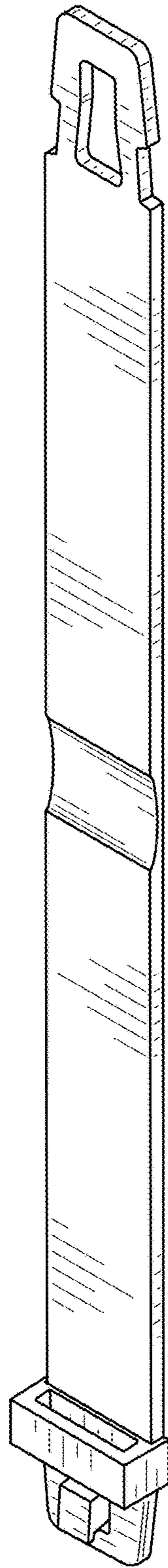


FIG. 1

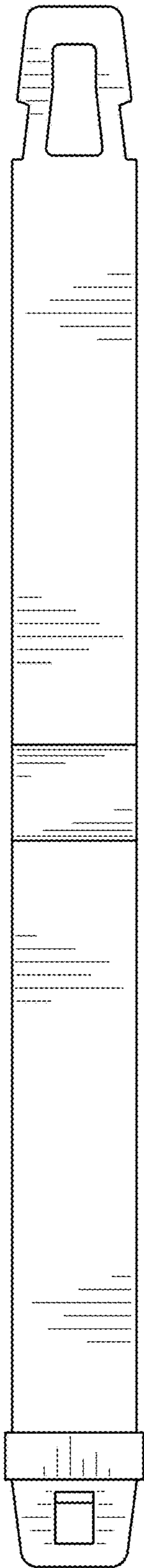


FIG. 2

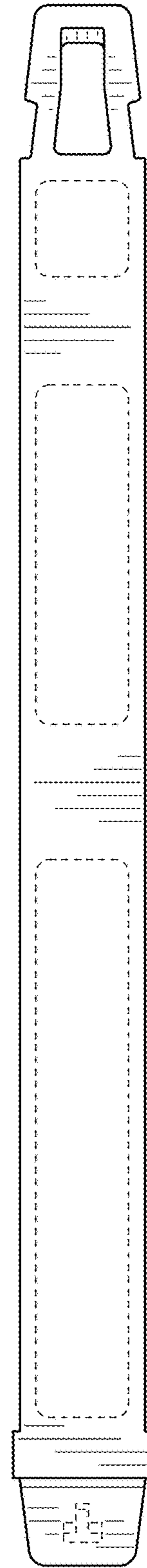


FIG. 3



FIG. 4



FIG. 5

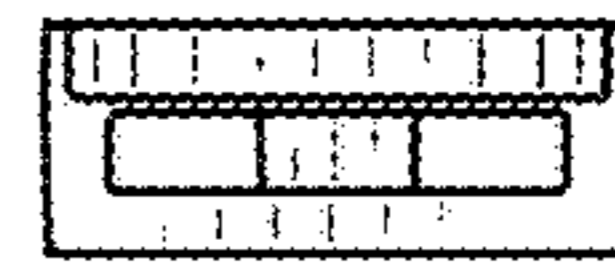


FIG. 6



FIG. 7