



US00D832452S

(12) **United States Design Patent** (10) **Patent No.:** **US D832,452 S**
Adams (45) **Date of Patent:** **** Oct. 30, 2018**

- (54) **MESSAGE DEVICE**
- (71) Applicant: **Lucas Roy Adams**, Canby, OR (US)
- (72) Inventor: **Lucas Roy Adams**, Canby, OR (US)
- (**) Term: **15 Years**
- (21) Appl. No.: **29/607,822**
- (22) Filed: **Jun. 16, 2017**

Related U.S. Application Data

- (63) Continuation-in-part of application No. 15/488,427, filed on Apr. 14, 2017.
- (51) **LOC (11) Cl.** **28-03**
- (52) **U.S. Cl.**
USPC **D24/211**
- (58) **Field of Classification Search**
USPC 273/127 R, 317; 434/277-281; 446/34, 446/71, 108, 120, 121, 122, 128, 220, 446/221, 222, 236, 256, 486, 491; 473/569, 594, 595; 601/19, 102, 107, 601/110, 113, 118, 119, 120, 122, 131, 601/134, 135, 136, 137, 138; D19/59, D19/60, 61, 62, 63, 64; D21/300, 385, D21/386, 398, 440, 468, 707, 713; D24/200, 211, 212, 213, 214, 215
CPC . A61H 15/00; A61H 15/0092; A63B 21/4033
See application file for complete search history.

(56) **References Cited**

U.S. PATENT DOCUMENTS

- 2,187,493 A * 1/1940 Gordon A63B 65/00 446/220
- 2,920,400 A * 1/1960 Subluskey G09B 23/26 434/278
- 3,597,874 A * 8/1971 Ogsbury A63H 33/065 446/120
- D328,328 S * 7/1992 Juarez D24/211

- D376,015 S * 11/1996 Newberry D24/211
- D377,100 S * 12/1996 Gladieux, Jr. D24/211
- D382,973 S * 8/1997 Balanchi D24/211
- D422,084 S * 3/2000 Mickelson D24/211
- D491,271 S * 6/2004 Siegfried D24/211
- D492,791 S * 7/2004 Alexander D24/211
- D532,113 S * 11/2006 Huang D24/214
- D581,543 S * 11/2008 Ferber D24/215
- D582,049 S * 12/2008 Ferber D24/214
- D582,563 S * 12/2008 Ferber D24/214
- D583,064 S * 12/2008 Ferber D24/214
- D583,480 S * 12/2008 Ferber D24/215
- D665,915 S * 8/2012 Ma D24/215
- D745,095 S * 12/2015 Hochstrasser D21/398
- 2004/0249322 A1 * 12/2004 Cohen A61H 7/001 601/131
- 2011/0028063 A1 * 2/2011 Colangelo A63H 33/062 446/120

(Continued)

Primary Examiner — Cynthia Ramirez
Assistant Examiner — Michael A Maharajh


(57) **CLAIM**

The ornamental design for a massage device, as shown and described.

DESCRIPTION

FIG. 1 is a bottom view of a massage device showing my new design;
FIG. 2 is a front elevational view thereof;
FIG. 3 is a left elevational view thereof;
FIG. 4 is a back elevational view thereof;
FIG. 5 is a top view thereof;
FIG. 6 is a bottom perspective view thereof; and,
FIG. 7 is a top perspective view thereof.
The broken lines shown in the figures are for the purpose of illustrating environmental structure, which form no part of the claimed design.

1 Claim, 7 Drawing Sheets



(56)

References Cited

U.S. PATENT DOCUMENTS

2014/0011427 A1* 1/2014 Kessler A63H 1/30
446/250
2017/0216134 A1* 8/2017 Adams A61H 19/30
2018/0000684 A1* 1/2018 Burrell A61H 15/00

* cited by examiner




FIG. 1




FIG. 2




FIG. 3

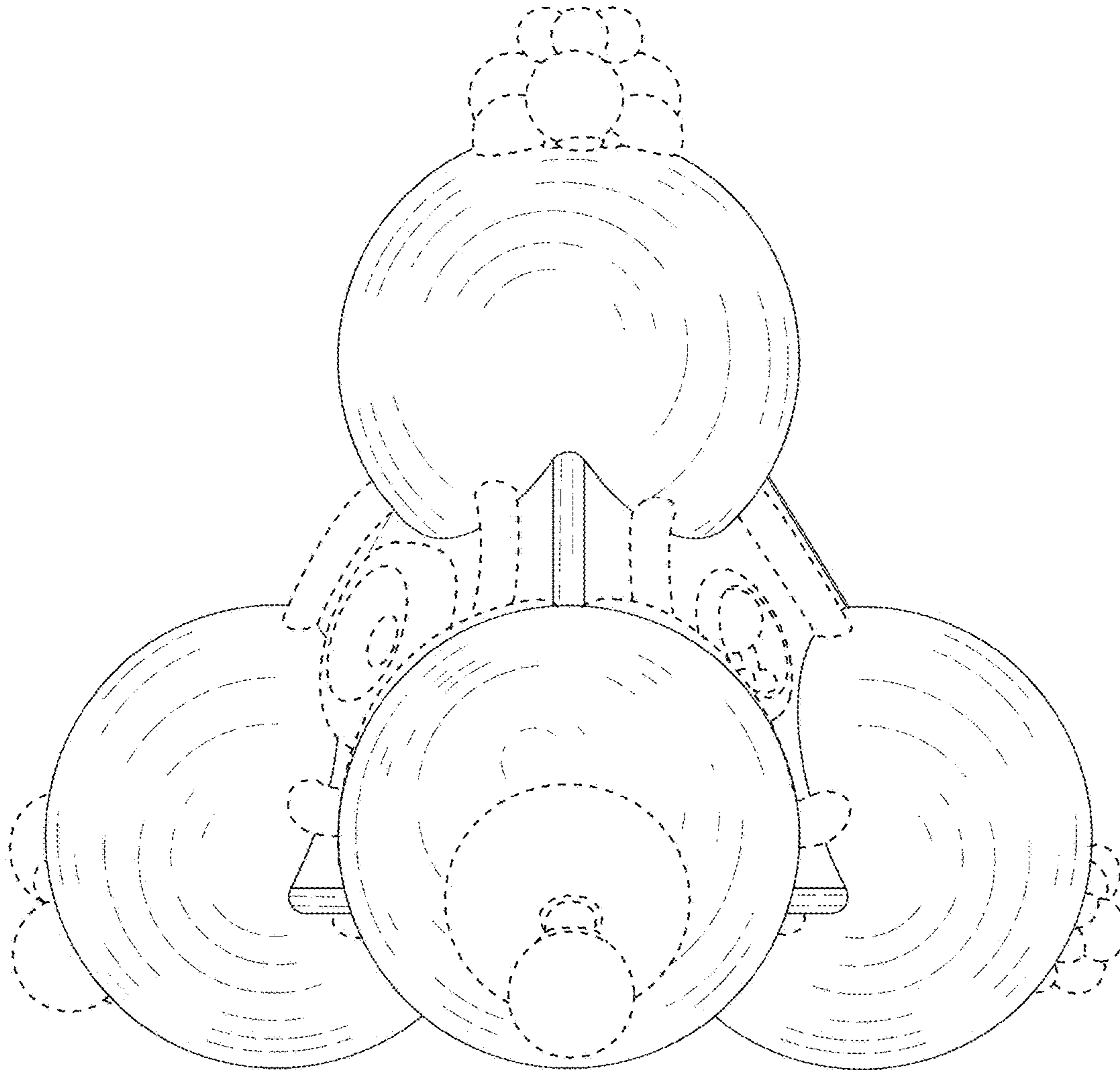


FIG. 4




FIG. 5




FIG. 6




FIG. 7