



US00D832448S

(12) **United States Design Patent**
Bauman

(10) **Patent No.:** **US D832,448 S**

(45) **Date of Patent:** **** Oct. 30, 2018**

(54) **HEAD AND FACIAL PROTECTIVE DEVICE**

(71) Applicant: **April Surgical Products, LLC**,
Traverse City, MI (US)

(72) Inventor: **Kristin C. Bauman**, Traverse City, MI
(US)

(73) Assignee: **April Surgical Products, LLC**,
Traverse City, MI (US)

(**) Term: **15 Years**

(21) Appl. No.: **29/583,713**

(22) Filed: **Nov. 8, 2016**

Related U.S. Application Data

(63) Continuation of application No. 29/524,982, filed on
Apr. 24, 2015, now Pat. No. Des. 773,675.

(51) **LOC (11) Cl.** **24-01**

(52) **U.S. Cl.**
USPC **D24/191**

(58) **Field of Classification Search**
USPC D24/110.1, 183, 190–192, 208, 231;
D29/106, 108, 110; D6/601
CPC A61M 16/06; A61M 16/0683; A61M
16/0633; A61B 5/6814; A61G 13/121;
A61G 13/12; A61G 2200/325; A61G
7/072; A61G 13/101; A61F 5/3707
See application file for complete search history.

(56) **References Cited**

U.S. PATENT DOCUMENTS

3,337,883 A	8/1967	Allison
D271,834 S	12/1983	Huntsinger
4,504,050 A	3/1985	Osborne
4,550,713 A	11/1985	Hyman
D298,992 S	12/1988	Voss
5,269,035 A	12/1993	Hartunian

5,848,448 A	12/1998	Boyd
6,112,333 A	9/2000	Mazzei
D456,516 S	4/2002	Cheshaek et al.
6,490,737 B1	12/2002	Mazzei et al.
6,637,058 B1	10/2003	Lamb
6,842,924 B1	1/2005	Walters
D625,420 S	10/2010	Sharps et al.

(Continued)

Primary Examiner — George D. Kirschbaum

Assistant Examiner — Jennifer L. Watkins

(74) *Attorney, Agent, or Firm* — Gardner, Linn, Burkhardt
& Ondersma, LLP

(57) **CLAIM**

The ornamental design for a head and facial protective device, as shown and described.

DESCRIPTION

FIG. 1 is a front perspective view of the head and facial protective device showing the design in an environment of use;

FIG. 2 is a side perspective view of the head and facial protective device of FIG. 1;

FIG. 3 is a front perspective view of the head and facial protective device of FIG. 1;

FIG. 4 is a front perspective view of the head and facial protective device of FIG. 1 in an unwrapped orientation;

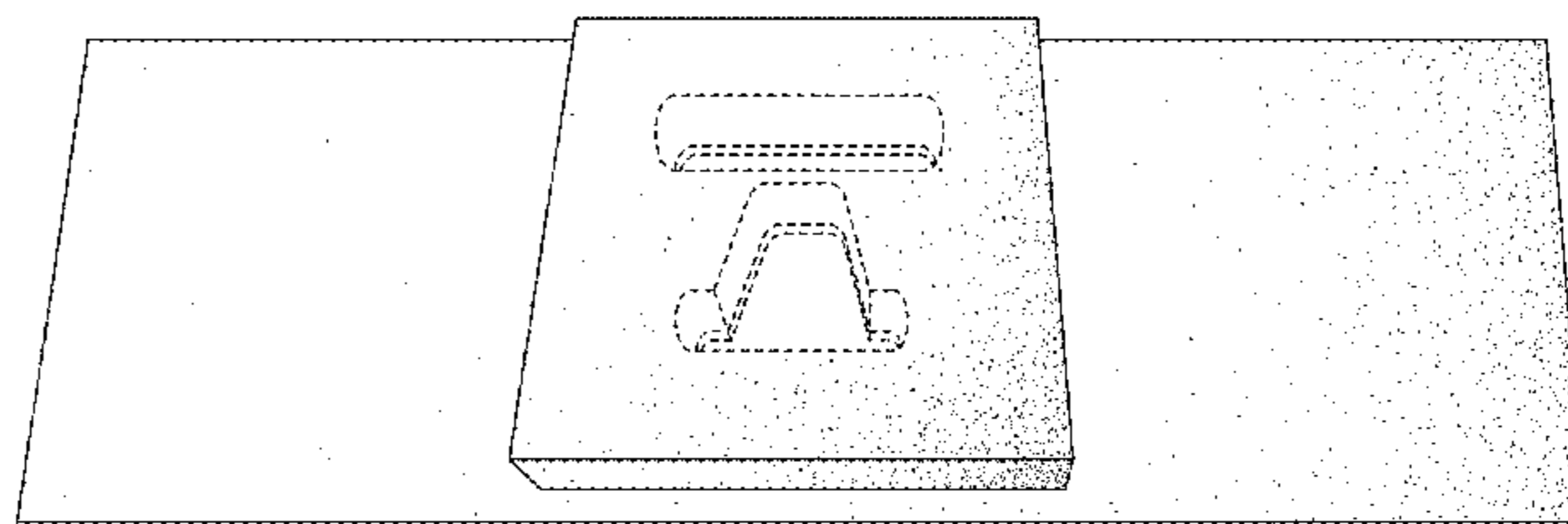
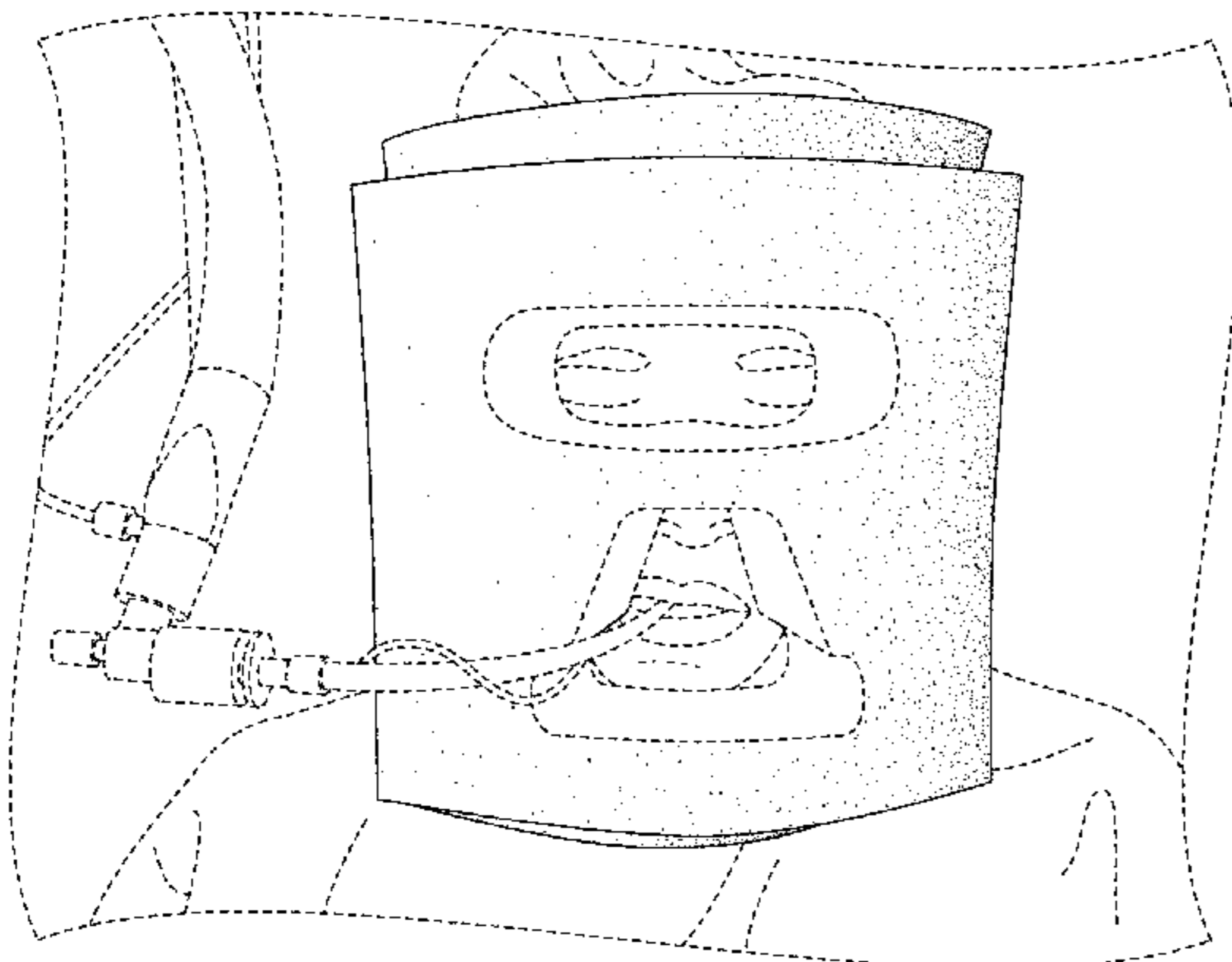
FIG. 5 is a top plan view of the head and facial protective device of FIG. 1 in an unwrapped orientation;

FIG. 6 is a bottom plan view of the head and facial protective device of FIG. 1 in an unwrapped orientation; and,

FIG. 7 is a side elevation view of the head and facial protective device of FIG. 1 in an unwrapped orientation.

The broken lines on the head and facial protective device in FIGS. 1-6 are for the purpose of depicting portions of the article and form no part of the claimed design. The remaining broken lines in FIG. 1 are for the purpose of depicting environment and form no part of the claim.

1 Claim, 7 Drawing Sheets



(56)

References Cited

U.S. PATENT DOCUMENTS

7,882,583	B2 *	2/2011	Skipps	A61G 13/04 5/621
D665,912	S	8/2012	Skipps	
8,234,731	B2	8/2012	Skipps	
D773,675	S *	12/2016	Bauman	D24/184
D785,184	S *	4/2017	Higgins	D24/184
9,723,881	B1 *	8/2017	Bauman	A41D 13/1107
9,867,749	B2 *	1/2018	Mitchell	A61G 7/072
D813,399	S *	3/2018	Barber	D24/184
2004/0078869	A1	4/2004	Bell et al.	
2009/0151049	A1	6/2009	Conrardy et al.	
2011/0036358	A1	2/2011	Mattalino et al.	
2015/0128960	A1	5/2015	Bauman	
2015/0181951	A1	7/2015	Kaforey	

* cited by examiner

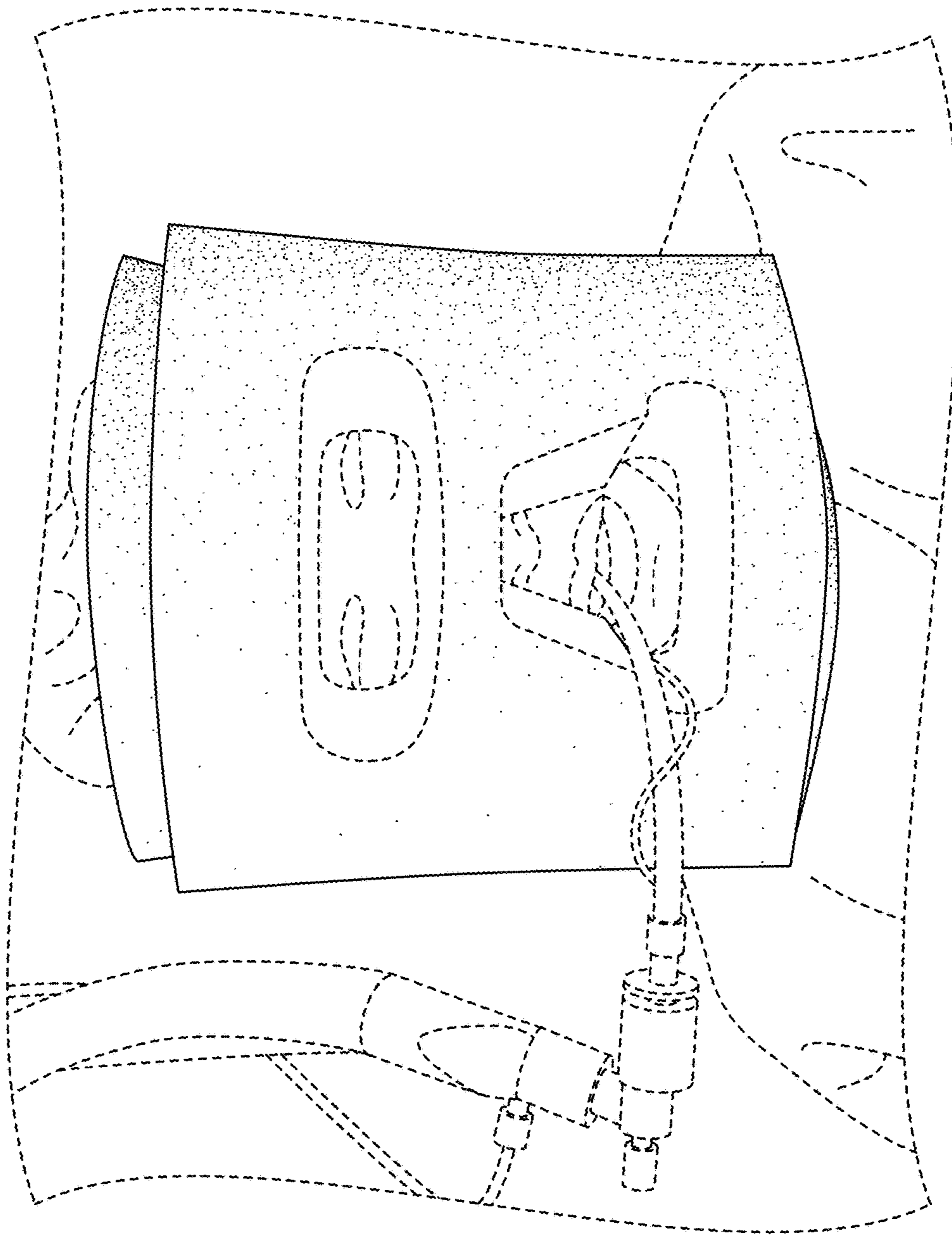


FIG. 1

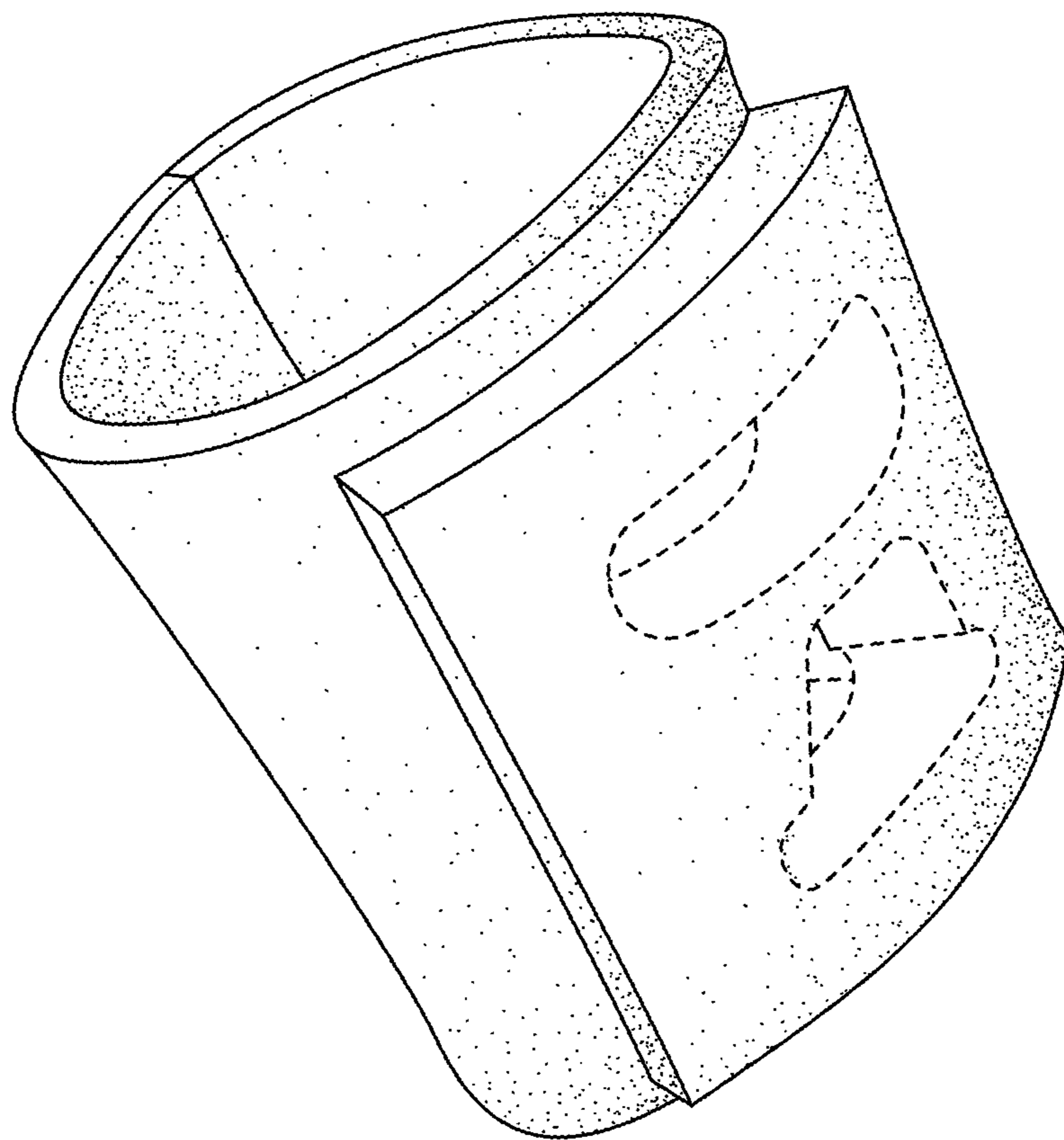


FIG. 2




FIG. 3

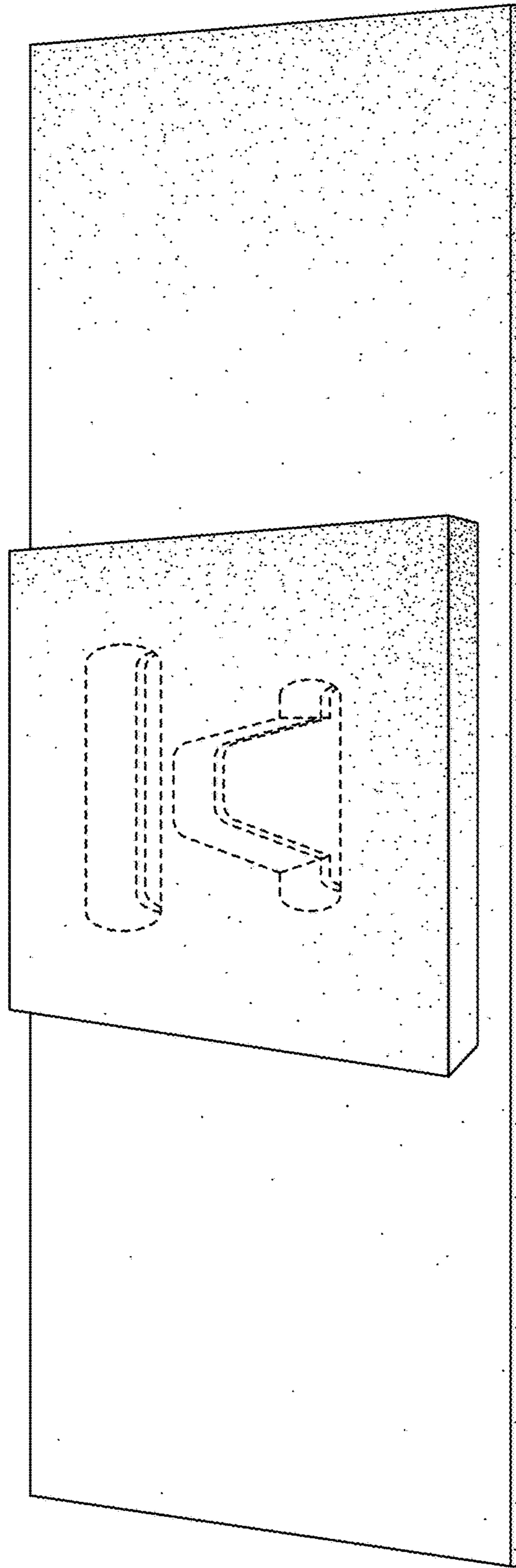


FIG. 4

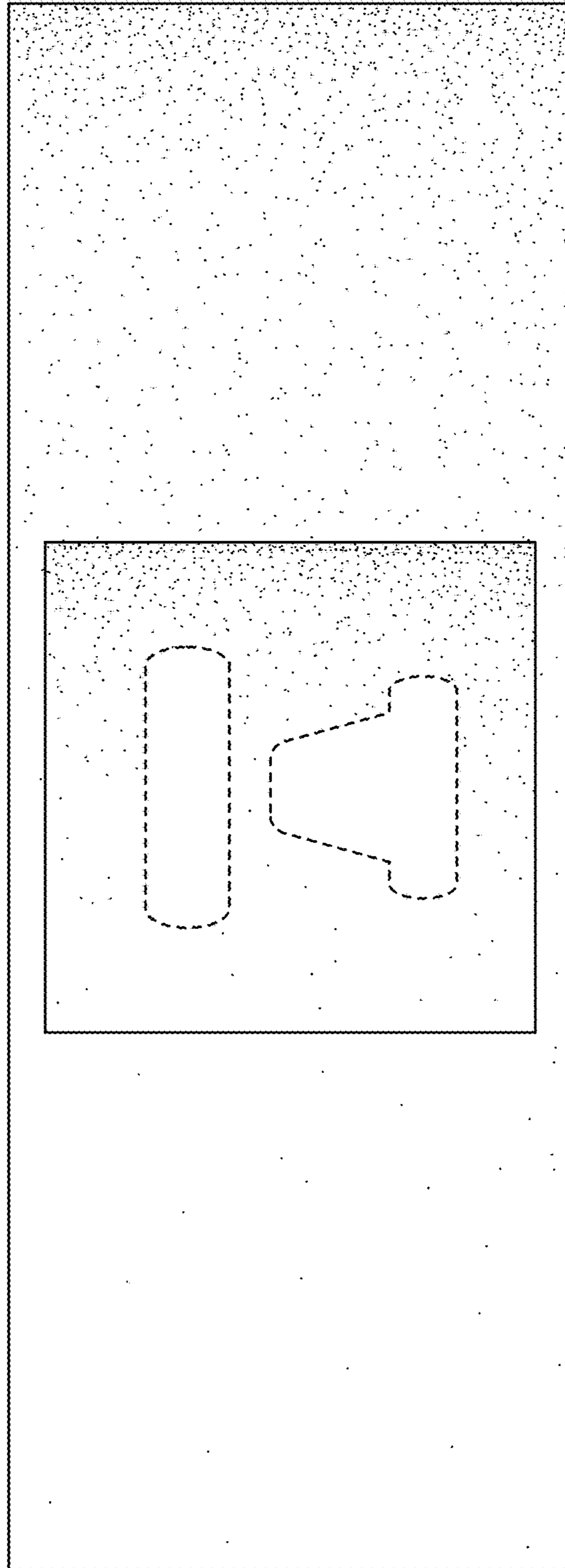


FIG. 5

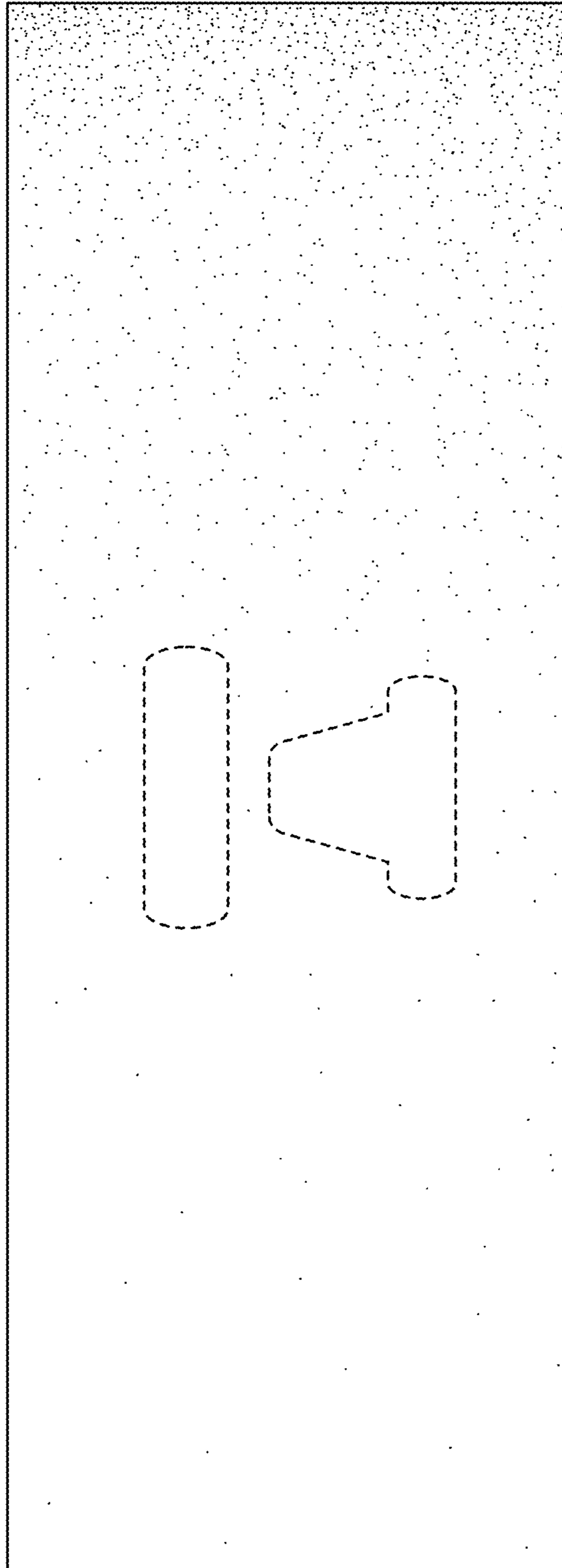


FIG. 6

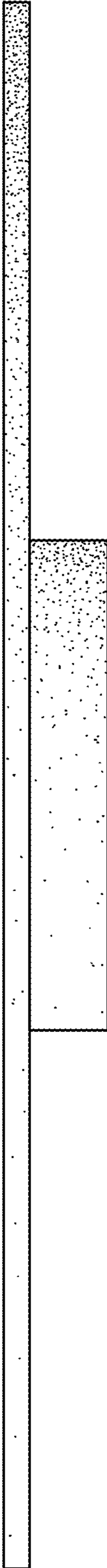


FIG. 7