



US00D832424S

(12) **United States Design Patent** (10) **Patent No.:** **US D832,424 S**
Shang et al. (45) **Date of Patent:** **** Oct. 30, 2018**

(54) **AUTOMATIC INJECTION DEVICE**
(71) Applicant: **AbbVie Inc.**, North Chicago, IL (US)
(72) Inventors: **Sherwin S. Shang**, Vernon Hills, IL (US); **Eduard N. Tsvirko**, Arlington Heights, IL (US); **Edwin Chim**, Vernon Hills, IL (US); **Shubha Chethan Somashekar**, Waukegan, IL (US); **Esra Ozdaryal**, Deerfield, IL (US); **Joseph F. Julian**, Libertyville, IL (US); **Chuan Li**, Deerfield, IL (US)
(73) Assignee: **AbbVie Inc.**, North Chicago, IL (US)
(**) Term: **15 Years**
(21) Appl. No.: **29/550,433**
(22) Filed: **Jan. 4, 2016**

Related U.S. Application Data

(63) Continuation of application No. 14/220,782, filed on Mar. 20, 2014, which is a continuation of application No. PCT/US2012/056756, filed on Sep. 21, 2012.
(51) **LOC (11) Cl.** **24-02**
(52) **U.S. Cl.**
USPC **D24/113**
(58) **Field of Classification Search**
USPC D24/112-114, 133, 186, 104, 127-131; 606/181, 185; 604/264, 272, 115, 232, 604/187, 158, 164.08, 192, 263, 163, 181, 604/184, 198, 227; 600/101, 139, 143; 128/200.24, 207.14, 207.15; D19/115-123, 177, 193
CPC A61M 5/2033; A61M 5/3204; A61M 2005/208; A61M 2005/206; A61M 2005/2418; A61M 5/3156; A61M 5/31591; A61M 5/3155; A61M 5/3157; A61M 5/24;

(Continued)

(56) **References Cited**
U.S. PATENT DOCUMENTS
3,702,609 A 11/1972 Steiner
3,910,260 A 10/1975 Samoff et al.
(Continued)

FOREIGN PATENT DOCUMENTS
CN 1774274 A 5/2006
CN 101479001 A 7/2009
(Continued)

OTHER PUBLICATIONS
Examination Report issued in New Zealand Patent Application No. 622510, dated Nov. 21, 2014.
(Continued)

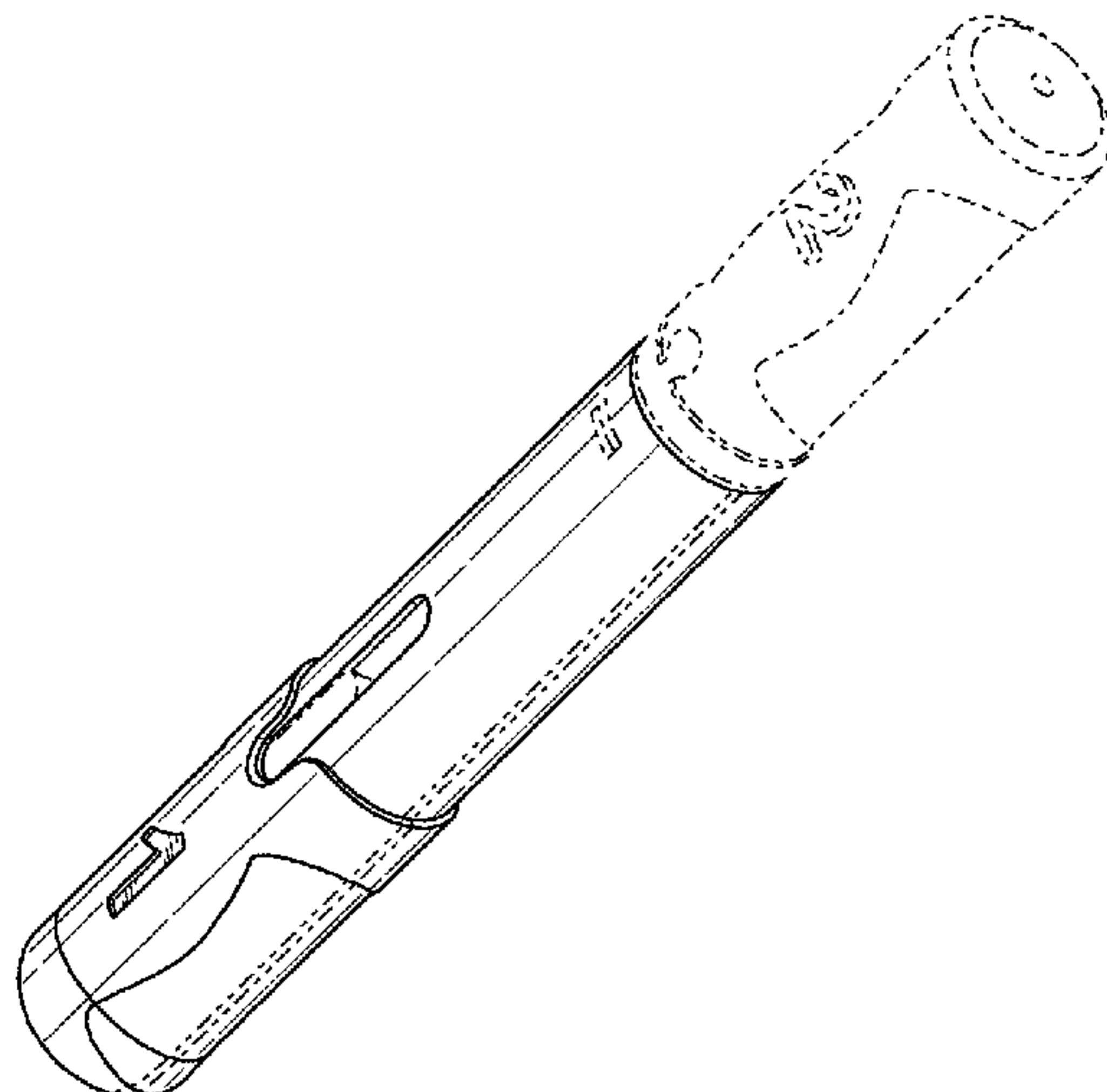
Primary Examiner — David Muller
Assistant Examiner — Nathan Johnston
(74) *Attorney, Agent, or Firm* — McCarter & English, LLP; David R. Burns

(57) **CLAIM**
The ornamental design for an automatic injection device, as shown and described.

DESCRIPTION

FIG. 1 is a front perspective view of an automatic injection device with an elongated window, a top removable cap on, and a bottom removable cap on showing our new design; FIG. 2 is a front elevation view thereof; FIG. 3 is a rear elevation view thereof; FIG. 4 is a left side elevation view thereof, the right side view being a mirror image of the left side; FIG. 5 is a top plan view thereof; and, FIG. 6 is a bottom plan view thereof. The portions of the automatic injection device shown in broken lines form no part of the claimed design.

1 Claim, 2 Drawing Sheets



(58) **Field of Classification Search**
 CPC A61M 5/31501; A61M 5/31551; A61M
 5/31585; A61M 2005/2407; A61M
 2005/2492; A61M 2205/581; A61M
 2205/582

See application file for complete search history.

(56) **References Cited**

U.S. PATENT DOCUMENTS

3,941,130 A 3/1976 Tibbs
 4,004,577 A 1/1977 Sarnoff
 4,261,358 A 4/1981 Vargas et al.
 4,637,403 A 1/1987 Garcia et al.
 4,689,042 A 8/1987 Sarnoff et al.
 4,755,169 A 7/1988 Sarnoff et al.
 4,795,433 A 1/1989 Samoff
 4,936,833 A * 6/1990 Sams A61M 5/31553
 222/391
 D322,479 S 12/1991 Miyaguchi
 5,085,642 A 2/1992 Sarnoff et al.
 D324,423 S * 3/1992 Ahlstrand D24/112
 5,092,843 A 3/1992 Monroe et al.
 5,102,393 A 4/1992 Sarnoff et al.
 5,267,963 A 12/1993 Bachynsky
 D343,897 S 2/1994 Rand et al.
 D346,219 S 4/1994 Fardigh
 5,320,609 A 6/1994 Haber et al.
 5,378,233 A 1/1995 Haber et al.
 5,645,534 A 7/1997 Chanoch
 5,674,204 A * 10/1997 Chanoch A61M 5/31535
 604/207
 5,744,360 A 4/1998 Hu et al.
 5,921,966 A * 7/1999 Bendek A61M 5/24
 604/207
 5,993,421 A 11/1999 Kriesel
 D428,651 S 7/2000 Andersson et al.
 D429,814 S 8/2000 Lorwald et al.
 6,149,626 A 11/2000 Bachynsky et al.
 6,221,044 B1 4/2001 Greco
 6,270,479 B1 8/2001 Bergens et al.
 6,277,099 B1 8/2001 Strowe et al.
 6,371,939 B2 4/2002 Bergens et al.
 D461,555 S 8/2002 Binet et al.
 D493,532 S 7/2004 Levaughn et al.
 D494,270 S 8/2004 Reschke
 6,805,686 B1 10/2004 Fathallah et al.
 D518,175 S 3/2006 Hardin, Jr. et al.
 7,229,432 B2 6/2007 Marshall et al.
 7,235,056 B2 * 6/2007 Duchon A61B 5/14532
 600/583
 D550,363 S * 9/2007 Hannant D24/186
 D619,244 S * 7/2010 Van der Stappen D24/113
 D622,374 S * 8/2010 Julian D24/113
 D623,732 S * 9/2010 Brady D24/113
 D627,061 S * 11/2010 Van der Stappen D24/113
 D629,509 S * 12/2010 Julian D24/113
 7,938,802 B2 5/2011 Bicknell et al.
 D648,024 S 11/2011 Harkin et al.
 8,162,887 B2 4/2012 Bicknell et al.
 8,298,194 B2 * 10/2012 Moller A61M 5/24
 604/181
 D696,773 S * 12/2013 Schneider D24/113
 D696,774 S * 12/2013 Guarraia D24/113
 8,608,709 B2 * 12/2013 Moller A61M 5/24
 604/110
 8,636,704 B2 1/2014 Shang et al.
 8,679,061 B2 3/2014 Julian et al.
 8,758,301 B2 6/2014 Shang et al.
 D714,932 S * 10/2014 Hall D24/112
 8,915,889 B2 12/2014 Cox et al.
 8,992,476 B2 3/2015 Shang et al.
 D728,782 S * 5/2015 Dubuc D24/113
 9,072,833 B2 7/2015 Jennings et al.
 9,119,920 B2 9/2015 Cowe
 9,192,727 B2 * 11/2015 Moller A61M 5/20

9,220,660 B2 12/2015 Sund et al.
 9,265,887 B2 2/2016 Julian et al.
 D757,254 S * 5/2016 Wohlfahrt D24/113
 D758,567 S * 6/2016 Wohlfahrt D24/113
 D758,568 S * 6/2016 Wohlfahrt D24/113
 D758,569 S * 6/2016 Wohlfahrt D24/113
 D758,570 S * 6/2016 Wohlfahrt D24/113
 D758,571 S * 6/2016 Geert-Jensen D24/113
 9,408,973 B2 8/2016 Shang et al.
 9,443,445 B2 9/2016 Laurusonis et al.
 9,592,347 B2 * 3/2017 Nzike A61M 5/31541
 9,597,460 B2 3/2017 Saiki
 2002/0002344 A1 1/2002 Douglas et al.
 2002/0169408 A1 11/2002 Beretta et al.
 2003/0229308 A1 12/2003 Tsals et al.
 2006/0047250 A1 3/2006 Hickingbotham et al.
 2006/0167413 A1 7/2006 Marshall et al.
 2007/0142776 A9 6/2007 Kovelman et al.
 2007/0161960 A1 7/2007 Chen et al.
 2008/0009806 A1 1/2008 Chang
 2008/0086092 A1 4/2008 Lae
 2009/0259194 A1 10/2009 Pinedjian et al.
 2010/0016795 A1 1/2010 McLoughlin
 2010/0160894 A1 6/2010 Julian et al.
 2010/0305512 A1 * 12/2010 Guillermo A61M 5/31553
 604/207
 2011/0054414 A1 3/2011 Shang et al.
 2011/0178500 A1 7/2011 Shang et al.
 2011/0184351 A1 * 7/2011 Holmqvist A61M 5/2033
 604/187
 2011/0295215 A1 12/2011 Nielsen et al.
 2012/0056401 A1 3/2012 Beale et al.
 2012/0123350 A1 * 5/2012 Giambattista A61M 5/2033
 604/198
 2012/0197209 A1 8/2012 Bicknell et al.
 2012/0289905 A1 11/2012 Julian et al.
 2013/0060231 A1 * 3/2013 Adlon A61M 5/3234
 604/506
 2013/0079718 A1 * 3/2013 Shang A61M 5/20
 604/131
 2013/0079725 A1 3/2013 Shang
 2013/0211330 A1 * 8/2013 Pedersen A61M 5/2033
 604/111
 2013/0236872 A1 * 9/2013 Laurusonis G09B 23/285
 434/262
 2013/0338593 A1 12/2013 Wozencroft
 2014/0207073 A1 7/2014 Shang et al.
 2015/0012026 A1 * 1/2015 Klein A61B 5/151
 606/181
 2015/0080811 A1 * 3/2015 Wieselblad A61M 5/3155
 604/207
 2015/0224259 A1 * 8/2015 Giambattista A61M 5/2448
 604/89
 2015/0314073 A1 11/2015 Shang et al.
 2016/0151586 A1 * 6/2016 Kemp A61M 5/3158
 604/198
 2016/0175528 A1 * 6/2016 Marshall A61M 5/2033
 604/198
 2016/0263325 A1 * 9/2016 Huthmacher A61M 5/3243
 2016/0287803 A1 * 10/2016 Blancke A61M 5/31551

FOREIGN PATENT DOCUMENTS

CN 101484199 A 7/2009
 CN 102170929 A 8/2011
 JP 2003260136 A 9/2003
 JP 2007510465 A 4/2007
 JP 2007518507 A 7/2007
 JP 2008073530 A 4/2008
 JP 2009-542334 A 12/2009
 JP 2014526368 A 10/2014
 JP 2014526369 A 10/2014
 RU 2007127537 A 2/2009
 WO 2003/013632 A2 2/2003
 WO 2005/046765 A2 5/2005
 WO 2005/070481 A1 8/2005
 WO 2006/000785 A1 1/2006
 WO 2006/076921 A1 7/2006

(56)

References Cited

FOREIGN PATENT DOCUMENTS

WO	2008/005315	A2	1/2008
WO	2008/036935	A2	3/2008
WO	2009/081103	A1	7/2009
WO	2010/037828	A1	4/2010
WO	2011/003817	A1	1/2011
WO	2011/075524	A1	6/2011
WO	2011/109205	A2	9/2011
WO	2012/056401	A1	5/2012

OTHER PUBLICATIONS

Extended European Search Report issued in European Patent Application No. 15178649.8, dated Oct. 28, 2015.
 Final Examination Report in Singapore Patent Application No. 11201400796T, dated Jan. 8, 2016.
 Final Examination Report in Singapore Patent Application No. 11201400910P, dated Feb. 19, 2016.
 First Office Action issued in Chinese Patent Application No. 201280057172.1, dated Sep. 25, 2015.
 International Preliminary Report on Patentability for PCT/US/2012/056744, dated Mar. 25, 2014.
 International Preliminary Report on Patentability for PCT/US/2012/056750, dated Mar. 25, 2014.

International Preliminary Report on Patentability for PCT/US/2012/056756, dated Mar. 25, 2014.
 International Search Report and Written Opinion for PCT/US/2012/056744, dated Dec. 6, 2012.
 International Search Report and Written Opinion for PCT/US/2012/056750, dated Dec. 6, 2012.
 International Search Report and Written Opinion for PCT/US/2012/056756, dated Dec. 6, 2012.
 Office Action issued in Chinese Patent Application No. 201280057179.3, dated Sep. 2, 2015.
 Patent Examination Report No. in Australian Patent Application No. 2012312052, dated May 24, 2016.
 Second Office Action issued in Chinese Patent Application No. 201280057172.1, dated Jun. 3, 2016.
 Written Opinion issued in Singapore Application No. 11201400796T, dated Apr. 7, 2015.
 Written Opinion issued in Singapore Application No. 11201400908Q, dated Oct. 13, 2015.
 Written Opinion issued in Singapore Application No. 11201400910P, dated Aug. 14, 2015.
 Abbott, Abbott Receives FDA Approval for New Humira® Delivery Device, Humira Pen Offers Patients Easier, Less Painful Way to Self-Administer Medicine. Press Release, dated Jun. 26, 2006. 6 pages.
 Official Decision of Grant in Russian Patent Application No. 2014115981, dated Mar. 21, 2017.

* cited by examiner

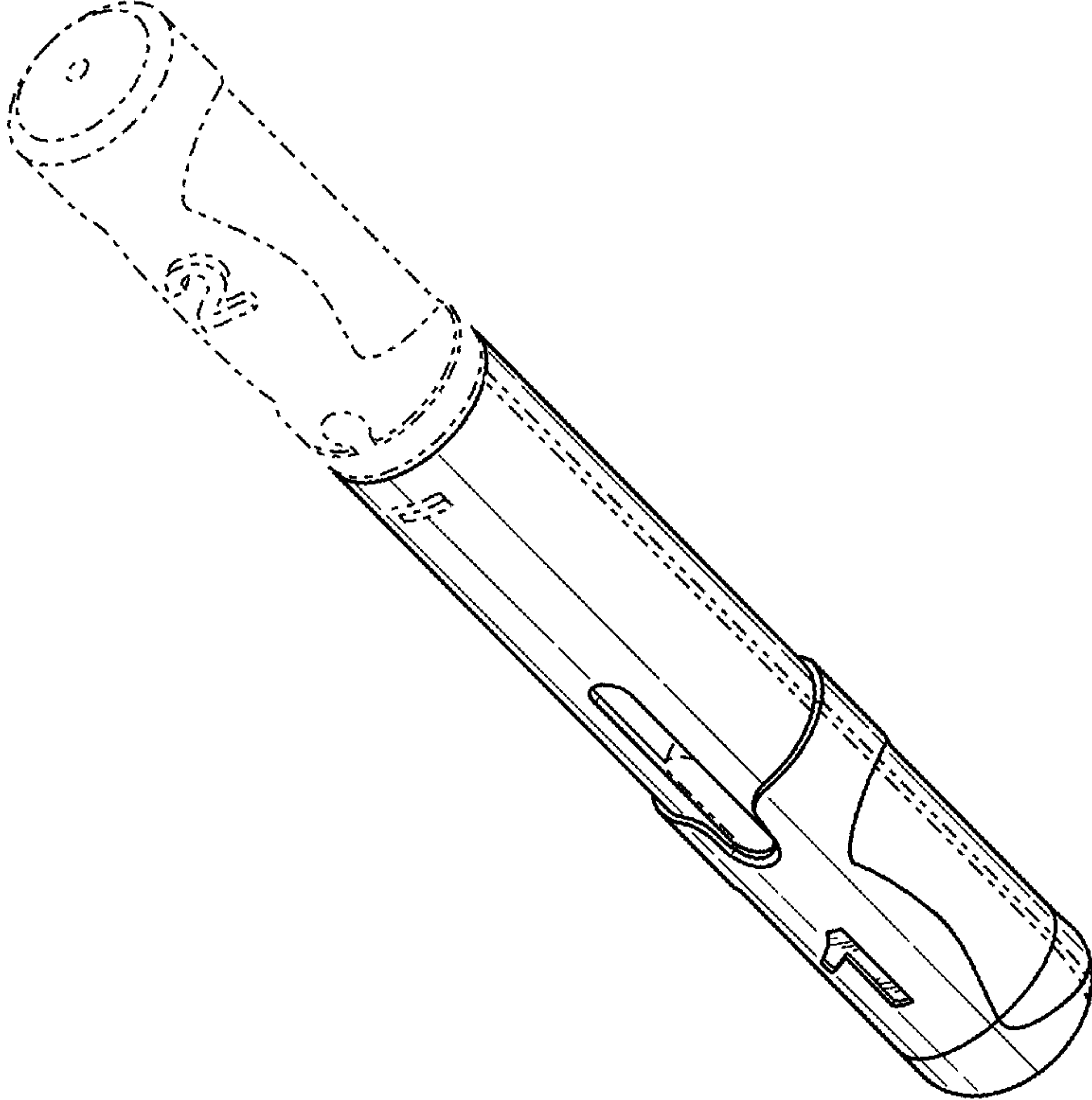


FIG. 1

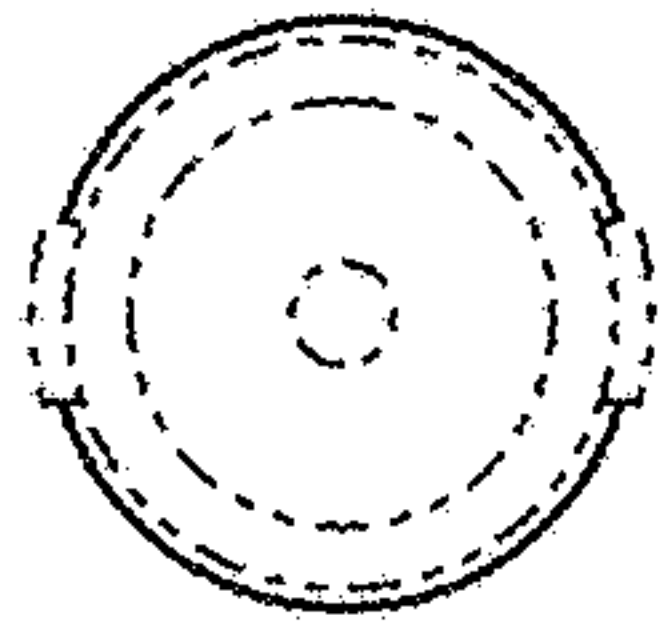


FIG. 5

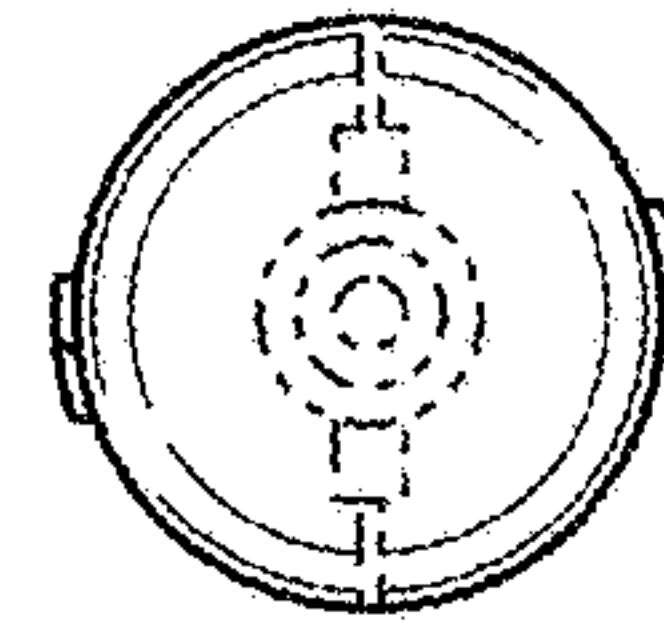


FIG. 6

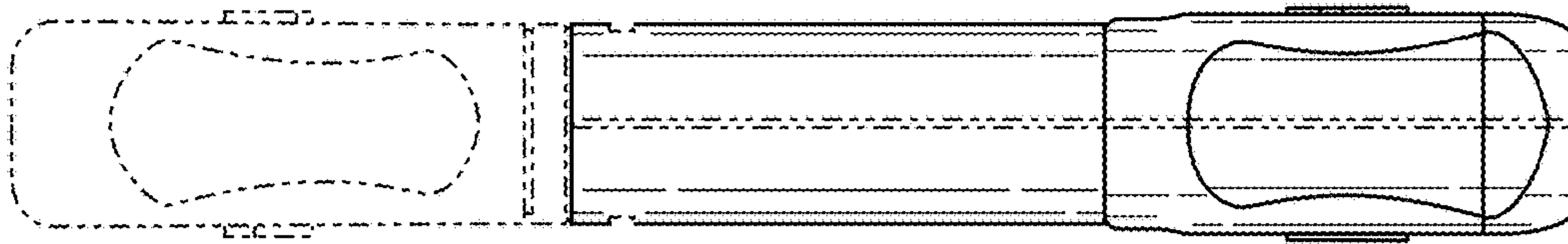


FIG. 4

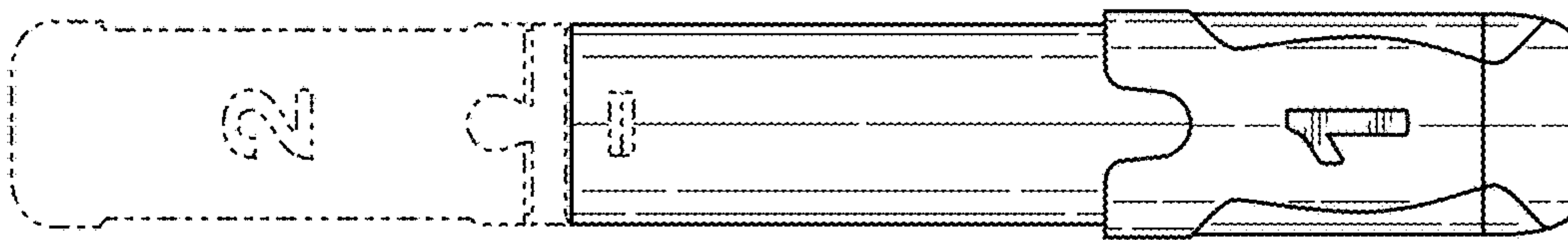


FIG. 3

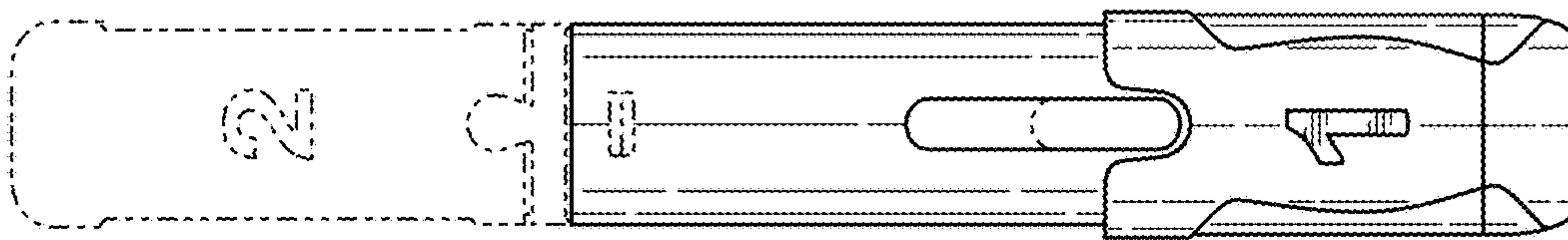


FIG. 2