



US00D832406S

(12) **United States Design Patent** (10) **Patent No.:** **US D832,406 S**
Huber (45) **Date of Patent:** **** Oct. 30, 2018**

(54) **COVER FOR A DRAIN**

(56) **References Cited**

(71) Applicant: **Roofguard Manufacturing, LLC**,
Tacoma, WA (US)
(72) Inventor: **Donald G. Huber**, Tacoma, WA (US)
(73) Assignee: **Roofguard Manufacturing, LLC**,
Tacoma, WA (US)
(**) Term: **15 Years**

U.S. PATENT DOCUMENTS

1,538,924 A 5/1925 Boosey
1,991,772 A 1/1933 Rieger et al.
1,903,366 A 4/1933 Mercier et al.
1,918,509 A 7/1933 Wilcox
2,142,343 A 10/1935 Boosey
D101,978 S 11/1936 Williams
(Continued)

FOREIGN PATENT DOCUMENTS

(21) Appl. No.: **29/554,898**
(22) Filed: **Feb. 16, 2016**

DE 202014001411 UI 2/2014
GB 936687 A 9/1963

OTHER PUBLICATIONS

“Roof Drain Technical Data Section,” Jay R. Smith Mfg. Co. (Aug. 2008).

(Continued)

Related U.S. Application Data

(63) Continuation of application No. 15/016,880, filed on Feb. 5, 2016.

(51) **LOC (11) Cl.** **23-01**

(52) **U.S. Cl.**
USPC **D23/261**

(58) **Field of Classification Search**
USPC D23/209–210, 259–262, 268–269, 233,
D23/263, 266, 309–310, 312, 206–207;
4/286–295, 681, 219, 507–508, 504, 510,
4/695; 210/232, 162–166, 483, 497.3,
210/497.01, 498; 251/215–216; 137/247,
137/247.41, 247.51; 285/133.3–133.6,
285/133.11, 133.21, 369, 372–373, 417;
405/40, 42, 50; 52/11, 12, 40, 42, 50,
52/107, 169.5, 287.1
CPC ... E03C 1/26; E03C 1/262; E03C 1/28; E03C
1/298; E03C 1/23; E03C 1/24; E03C
1/264; F16L 11/00; F16L 37/252; F16L
41/007; E03F 5/04; E03D 13/00; E03D
13/005; E04H 4/1236; E04D 2013/0413;
E04D 2013/0436; E04D 13/0409; E04D
13/04

See application file for complete search history.

Primary Examiner — Eric L Goodman
Assistant Examiner — Amy C Wierenga
(74) *Attorney, Agent, or Firm* — Knobbe Martens Olson
& Bear LLP

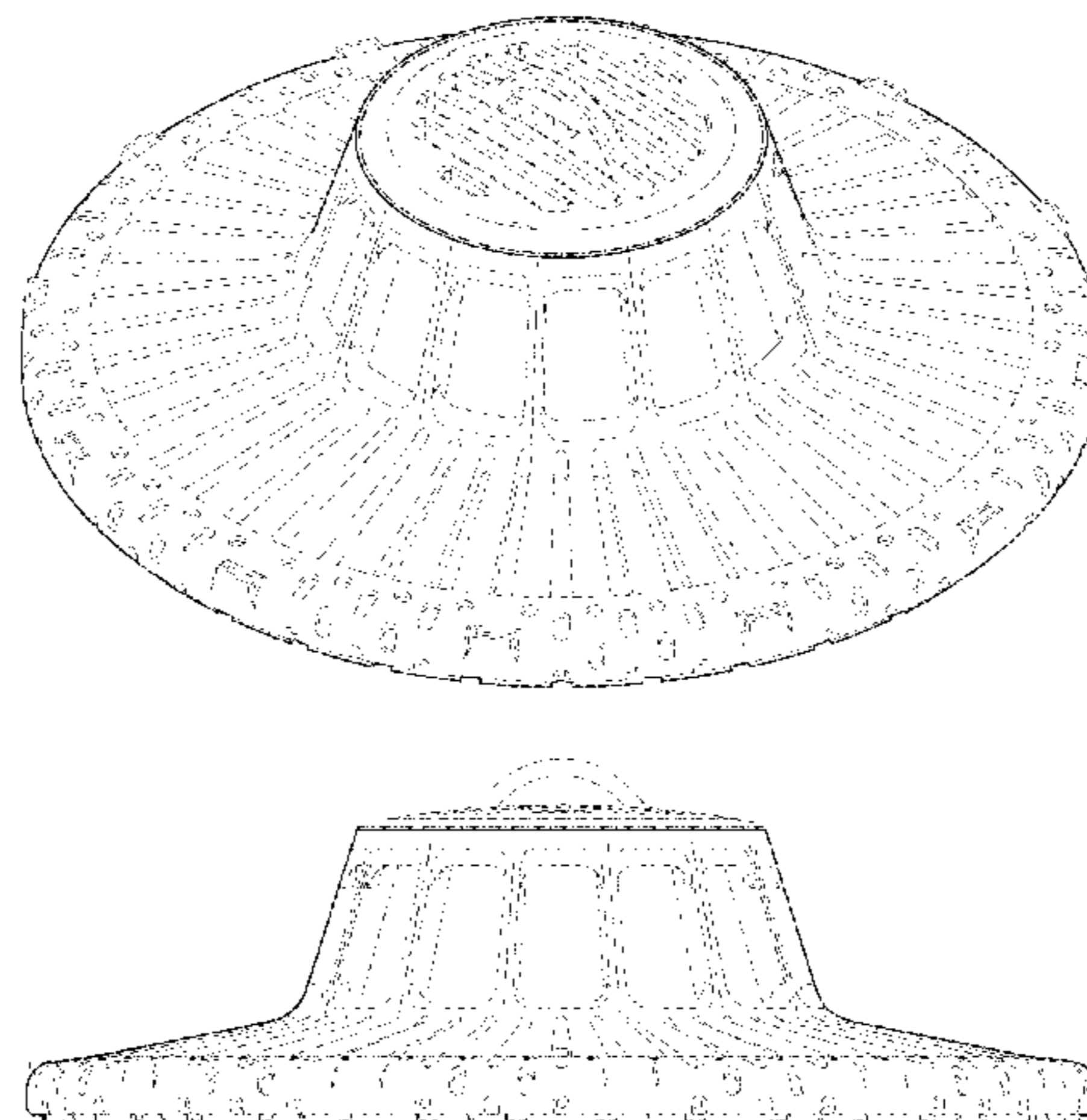
(57) **CLAIM**

The ornamental design for a cover for a drain, as shown and described.

DESCRIPTION

FIG. 1 is a perspective view of a cover for a drain showing the new design;
FIG. 2 is a front side view thereof;
FIG. 3 is a rear side view thereof;
FIG. 4 is a left side view thereof;
FIG. 5 is a right side view thereof;
FIG. 6 is a top view thereof; and,
FIG. 7 is a bottom view thereof.

(Continued)



The broken lines in the drawing views are included for the purpose of illustrating portions of the cover for a drain that form no part of the claimed design.

1 Claim, 7 Drawing Sheets

(56)

References Cited

U.S. PATENT DOCUMENTS

2,121,220 A 12/1936 Filkins
 2,079,269 A * 5/1937 Williams E04D 13/0409
 138/32
 2,284,416 A 5/1942 Gordon
 2,599,205 A 2/1949 Schmid
 2,740,490 A 4/1956 Matheis
 3,529,723 A * 9/1970 Hagedorn E04D 13/0409
 210/163
 D244,170 S 5/1977 Pearce
 D244,854 S 6/1977 Salamone
 D249,955 S * 10/1978 Vogelsang D23/261
 4,505,814 A 3/1985 Marshall
 4,652,365 A 3/1987 Ebeling
 4,799,713 A 1/1989 Uglow
 4,961,848 A 10/1990 Logsdon
 D319,295 S 8/1991 Ohaus
 5,469,670 A 11/1995 Thaler
 5,526,613 A 6/1996 Simeone
 5,535,554 A 7/1996 Harris, Jr.
 5,618,416 A 4/1997 Haefner
 5,735,091 A 4/1998 Hawkins et al.
 6,165,357 A 12/2000 Cormier
 6,397,408 B1 6/2002 Veloskey et al.
 6,631,588 B1 10/2003 Distler
 7,005,061 B1 2/2006 Downs et al.
 D528,193 S 9/2006 Lee
 7,178,179 B2 * 2/2007 Barnes E03C 1/26
 4/292
 D562,995 S 2/2008 Diamond et al.

D578,619 S * 10/2008 Rattenbury D23/261
 7,524,414 B1 4/2009 Barragan
 D591,823 S 5/2009 Stolarik et al.
 D621,009 S * 8/2010 Mjelde D23/261
 7,820,041 B2 10/2010 Hilton et al.
 D629,875 S 12/2010 Sears
 D670,363 S * 11/2012 Yousufzai D23/261
 D685,065 S 6/2013 Snelling
 D687,132 S 7/2013 Snelling
 8,595,992 B2 * 12/2013 May E04D 13/0409
 52/105
 8,834,714 B2 * 9/2014 Chien E03F 1/00
 210/163
 D726,885 S 4/2015 Brodey et al.
 D743,005 S 11/2015 Donald et al.
 D743,509 S 11/2015 Traub et al.
 D746,955 S 1/2016 Corder
 D754,829 S * 4/2016 Krombein D23/261
 D781,401 S 3/2017 Yan
 9,643,113 B2 5/2017 Farmer et al.
 9,644,383 B2 5/2017 Snelling
 2001/0023842 A1 * 9/2001 Singleton B01D 29/15
 210/163
 2004/0093666 A1 * 5/2004 Zars E04H 4/1236
 4/507
 2007/0205144 A1 9/2007 Robinson
 2008/0307573 A1 12/2008 Ho
 2009/0049594 A1 2/2009 Landsberger et al.
 2010/0050335 A1 3/2010 Baker
 2010/0257791 A1 * 10/2010 May E04D 13/0409
 52/12
 2012/0047643 A1 3/2012 Meyers
 2015/0233628 A1 8/2015 Farmer et al.
 2015/0361646 A1 12/2015 Meyers
 2016/0230393 A1 * 8/2016 Huber E04D 13/0409

OTHER PUBLICATIONS

International Search Report and Written Opinion in International PCT Application No. PCT/US2016/016773, dated Jun. 10, 2016.

* cited by examiner

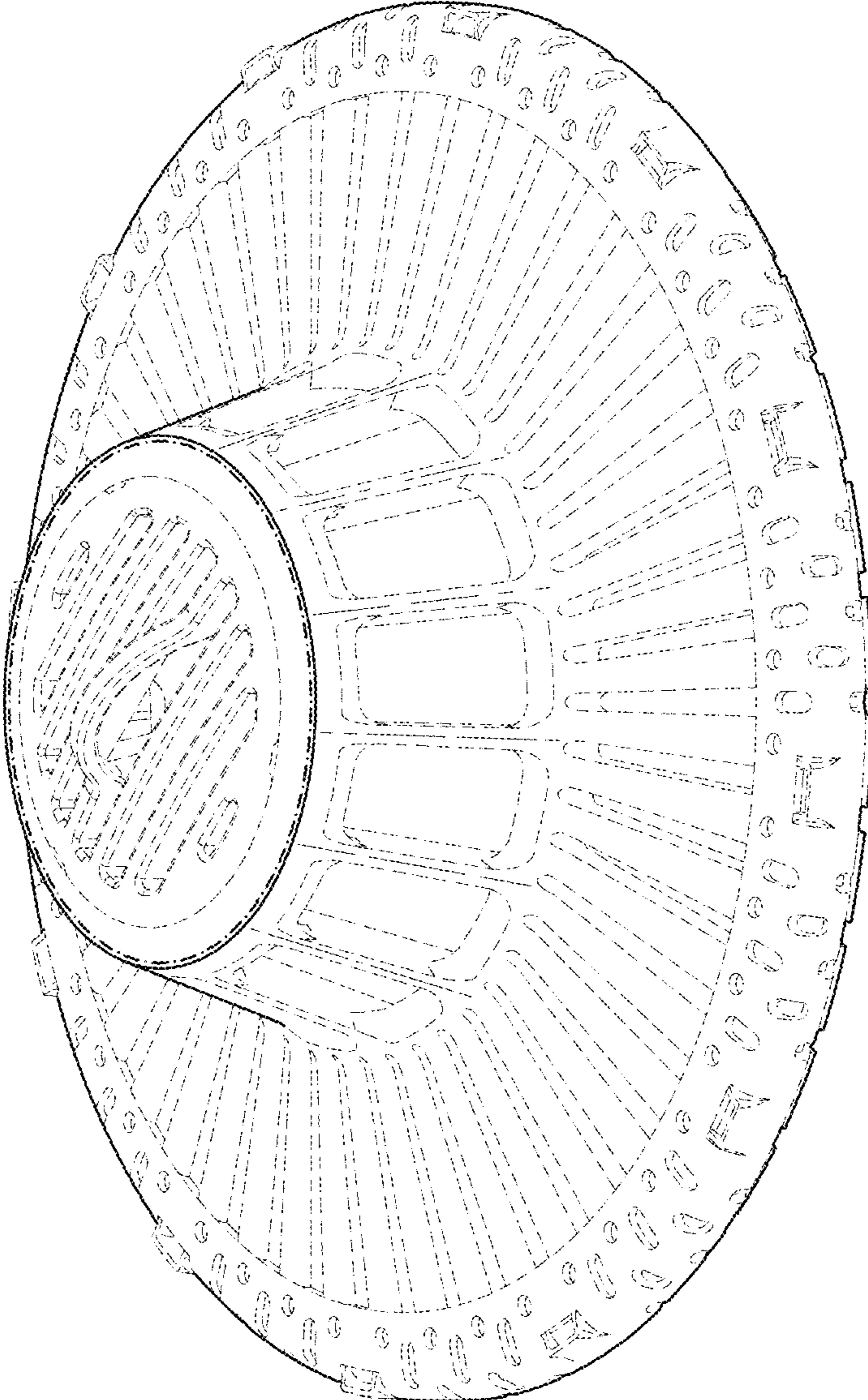


FIG. 1

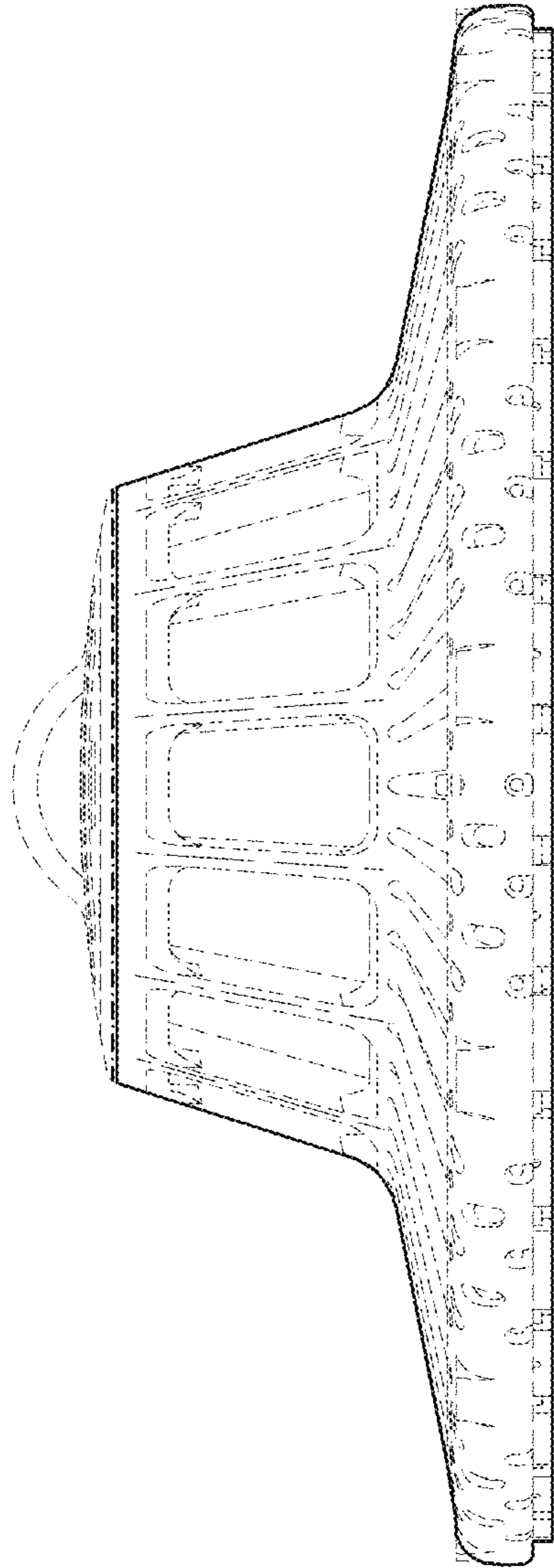


FIG. 2

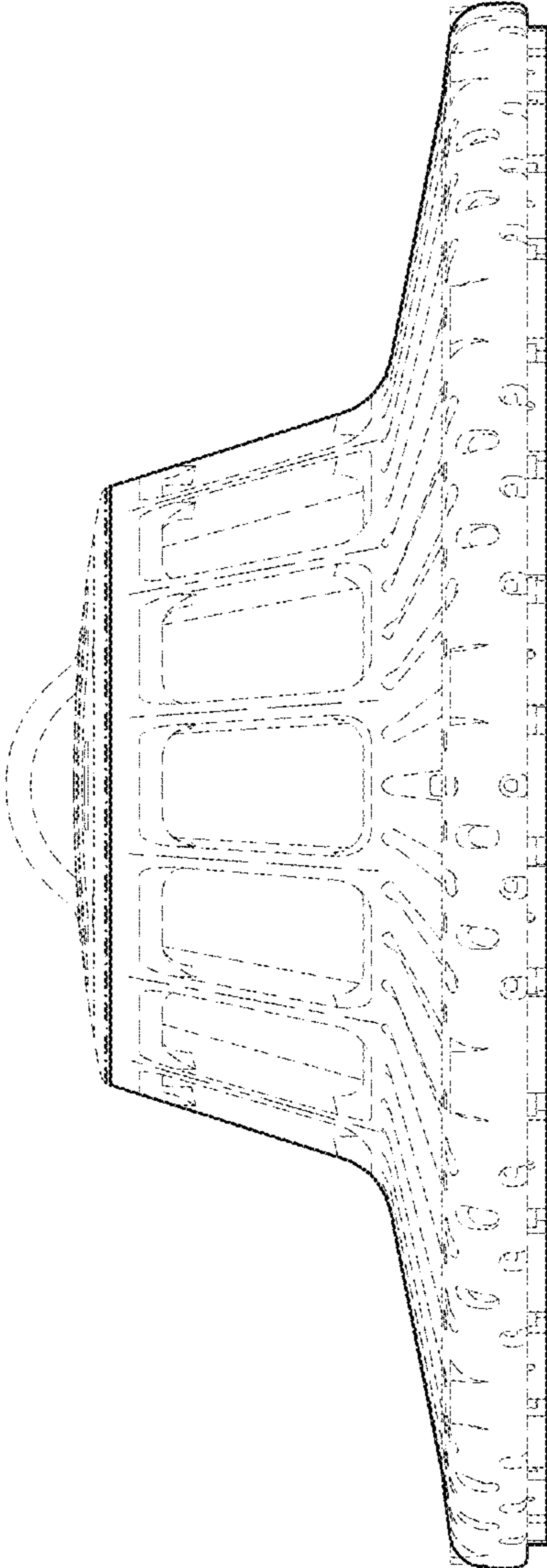


FIG. 3

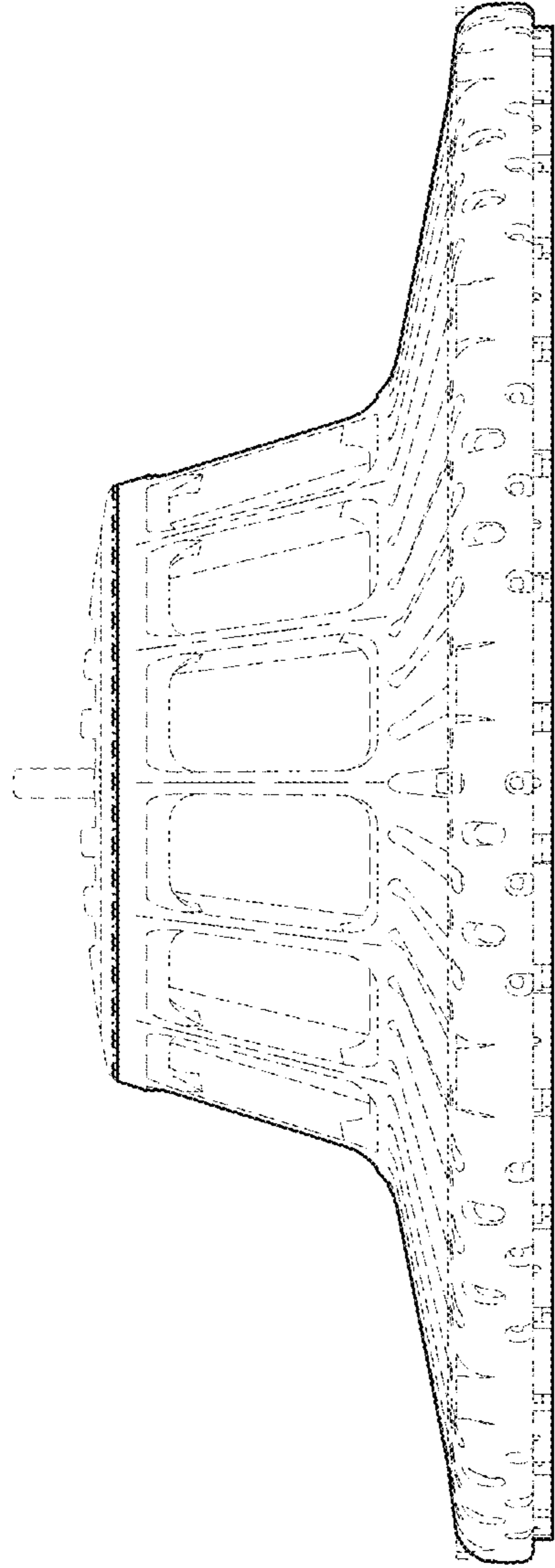


FIG. 4

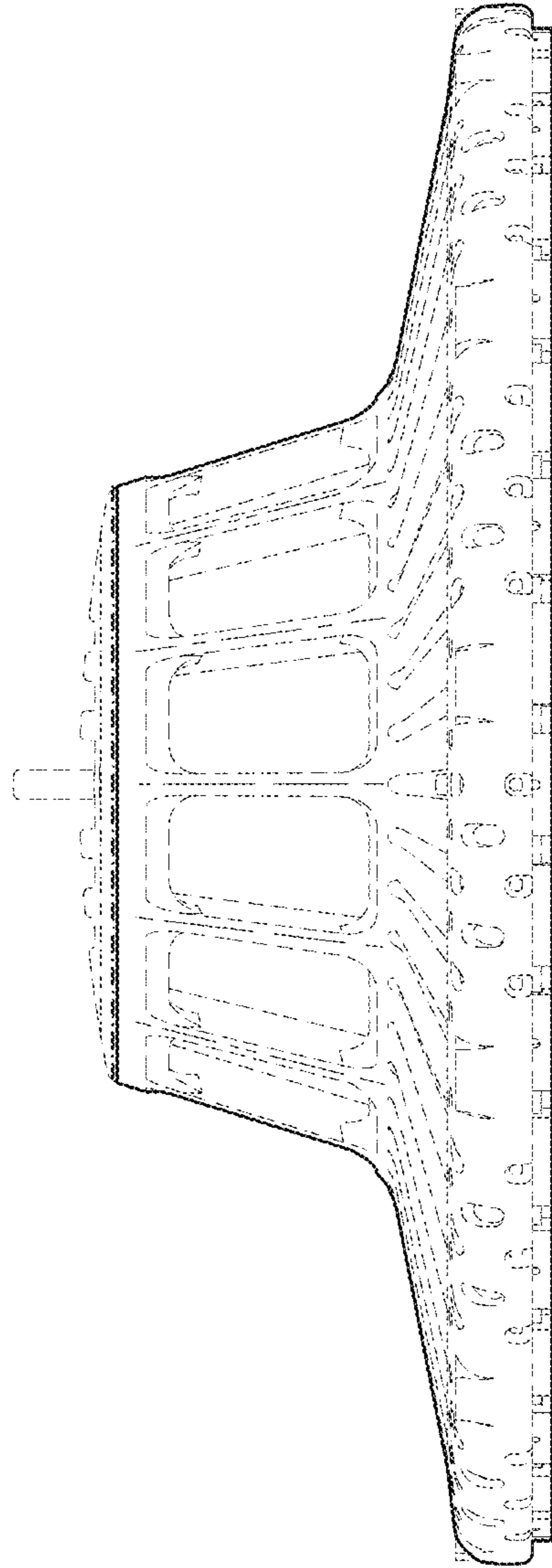


FIG. 5

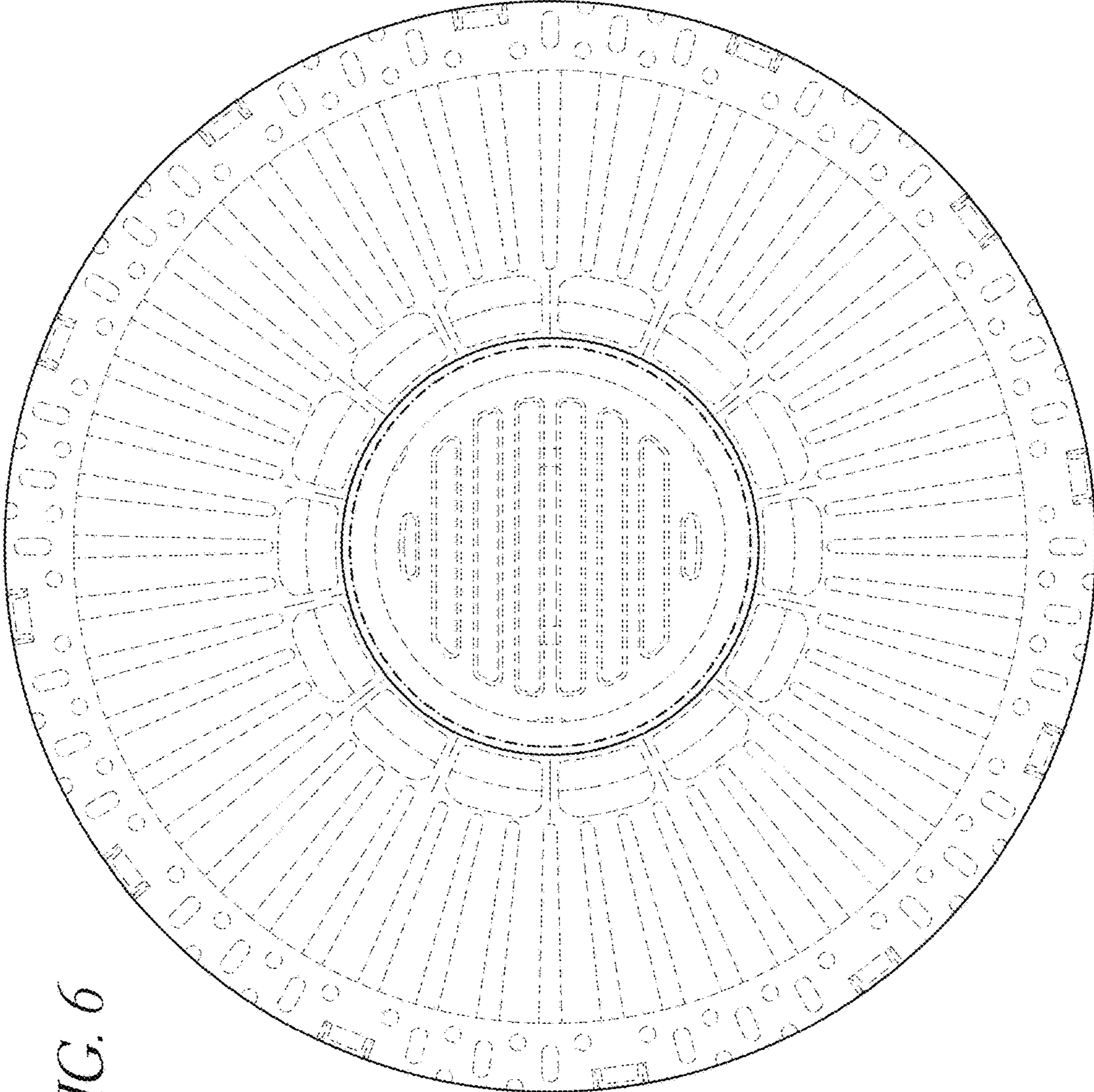


FIG. 6

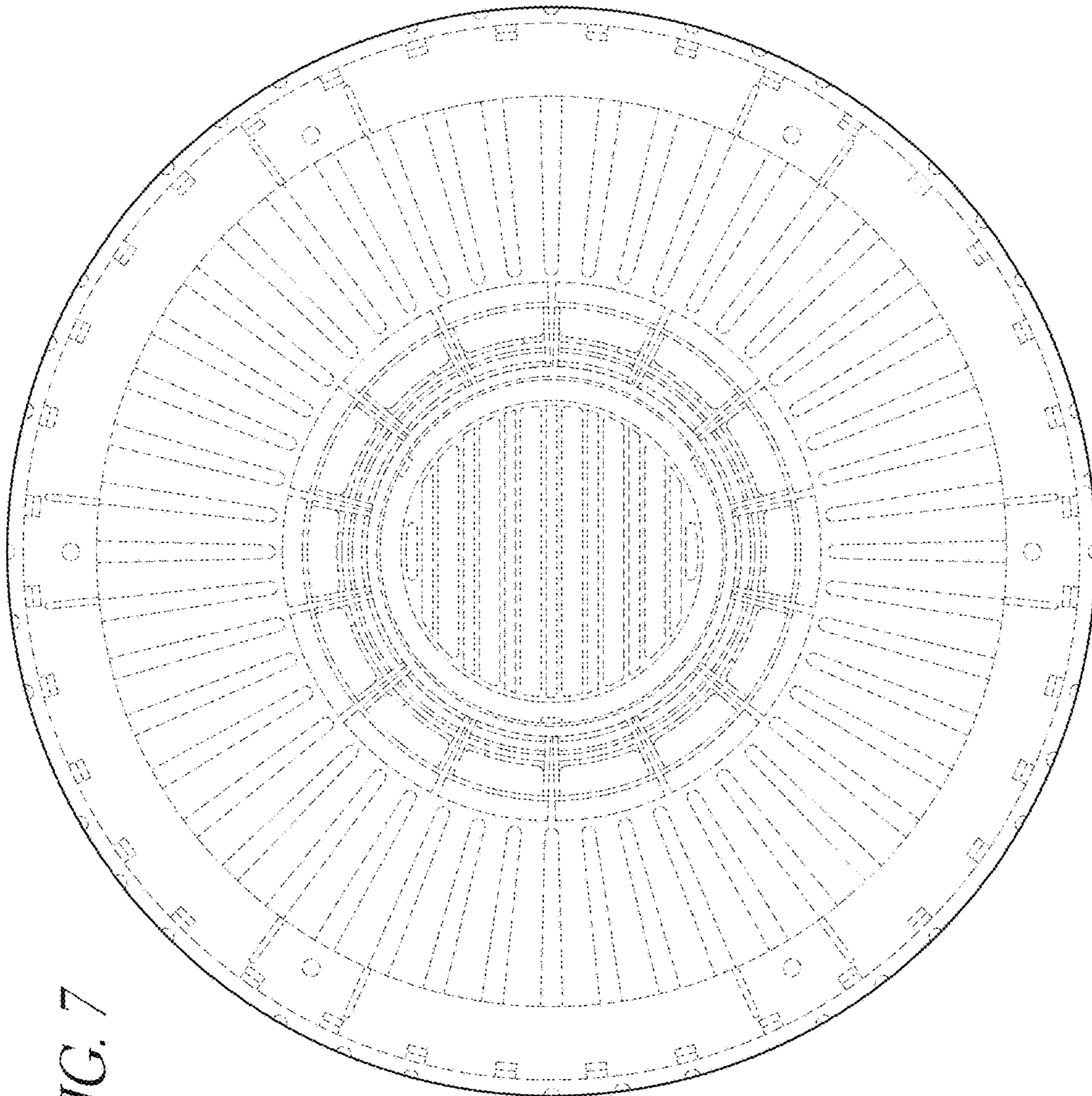


FIG. 7