



US00D832403S

(12) **United States Design Patent** (10) **Patent No.:** **US D832,403 S**
Van Duysen (45) **Date of Patent:** **** Oct. 30, 2018**

(54) **PAIR OF HANDLES**

(71) Applicant: **Fratelli Fantini S.p.A.**, Pella NO (IT)

(72) Inventor: **Vincent Van Duysen**, Antwerp (BE)

(73) Assignee: **FRATELLI FANTINI S.P.A.**, Pella NO (IT)

(**) Term: **15 Years**

(21) Appl. No.: **29/580,535**

(22) Filed: **Oct. 11, 2016**

(30) **Foreign Application Priority Data**

Apr. 11, 2016 (EM) 003064252-0002

(51) **LOC (11) Cl.** **23-01**

(52) **U.S. Cl.**
USPC **D23/253**

(58) **Field of Classification Search**
USPC D23/238-243, 249-250, 253, 254-255,
D23/257; D8/307-308
CPC E03C 1/0412; Y10T 137/9464
See application file for complete search history.

(56) **References Cited**

U.S. PATENT DOCUMENTS

D523,727 S *	6/2006	Haug	D8/307
D713,015 S *	9/2014	Schoenherr	D23/253
D731,029 S *	6/2015	Fritz	D23/253
D796,642 S *	9/2017	Andrew	D23/253

* cited by examiner

Primary Examiner — Robert A Delehanty

(74) *Attorney, Agent, or Firm* — Nixon & Vanderhye, PC

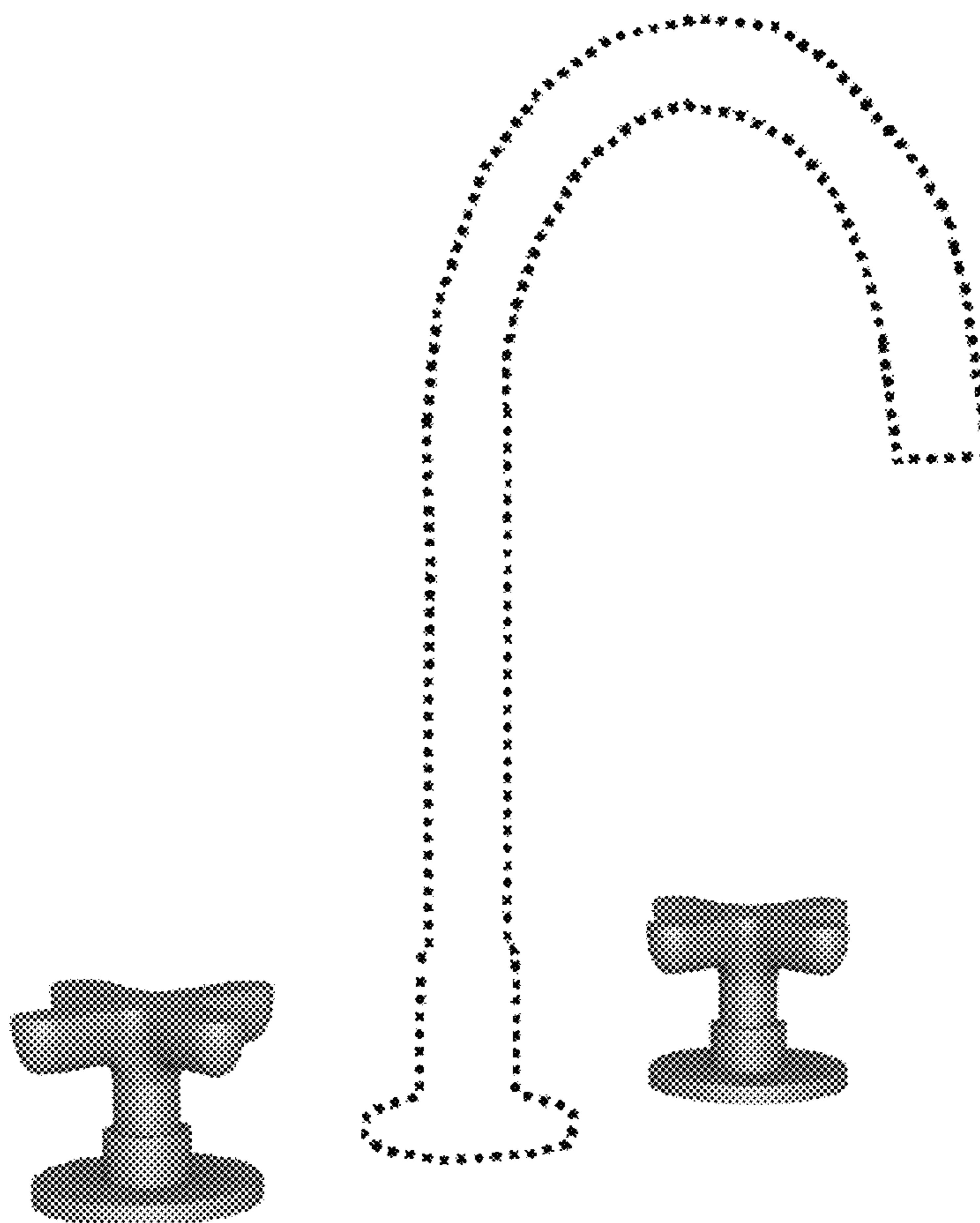
(57) **CLAIM**

The ornamental design for a pair of handles, as shown and described.

DESCRIPTION

FIG. 1 is a perspective view of the front and one side of the handles showing my new design;
FIG. 2 is an elevational view of the rear thereof, the front being the same; and,
FIG. 3 is an elevational view of one side thereof, the other side being the same.
All components of the pair of handles shown in broken lines in the drawings form no part of the present design.

1 Claim, 3 Drawing Sheets



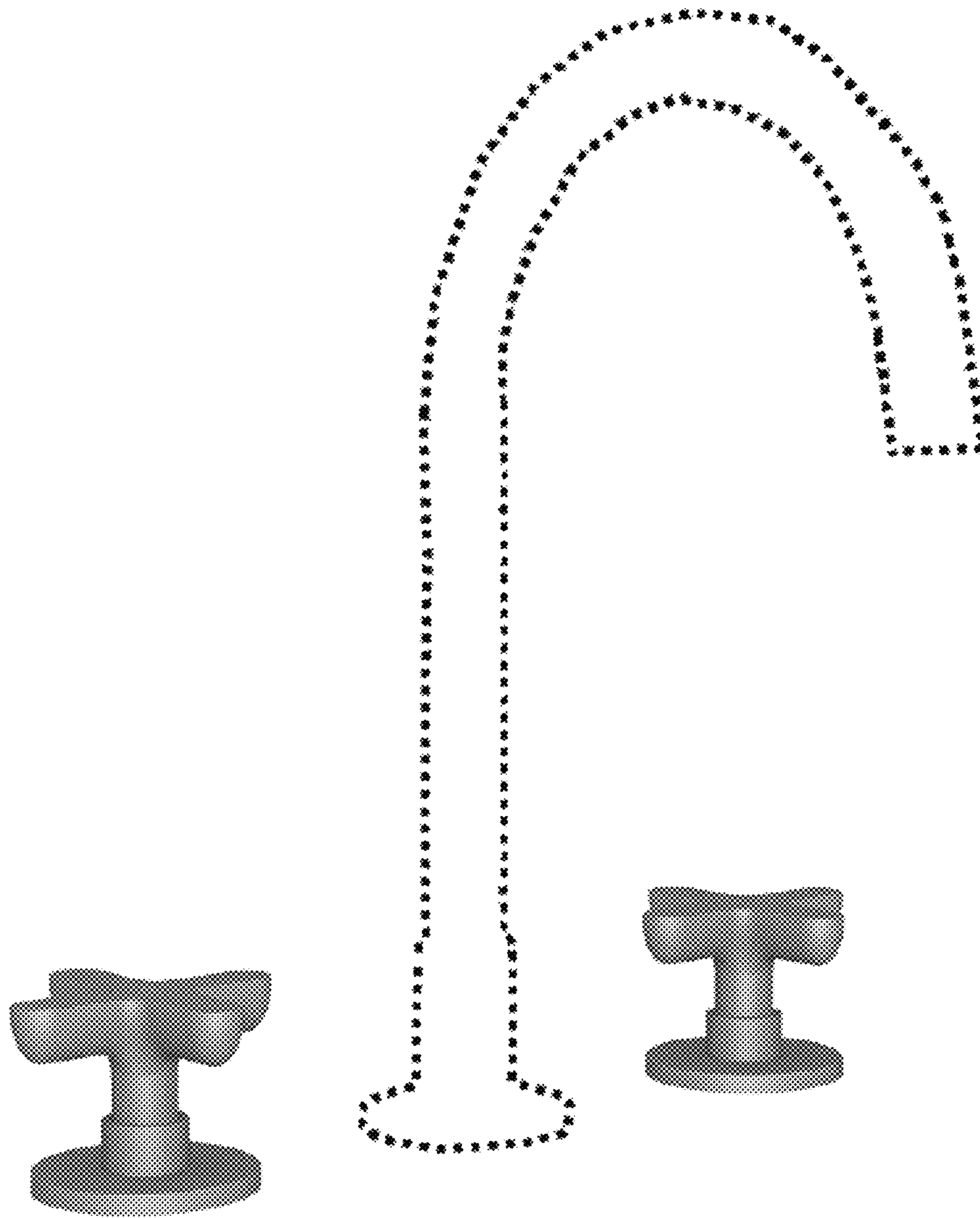


Figure 1

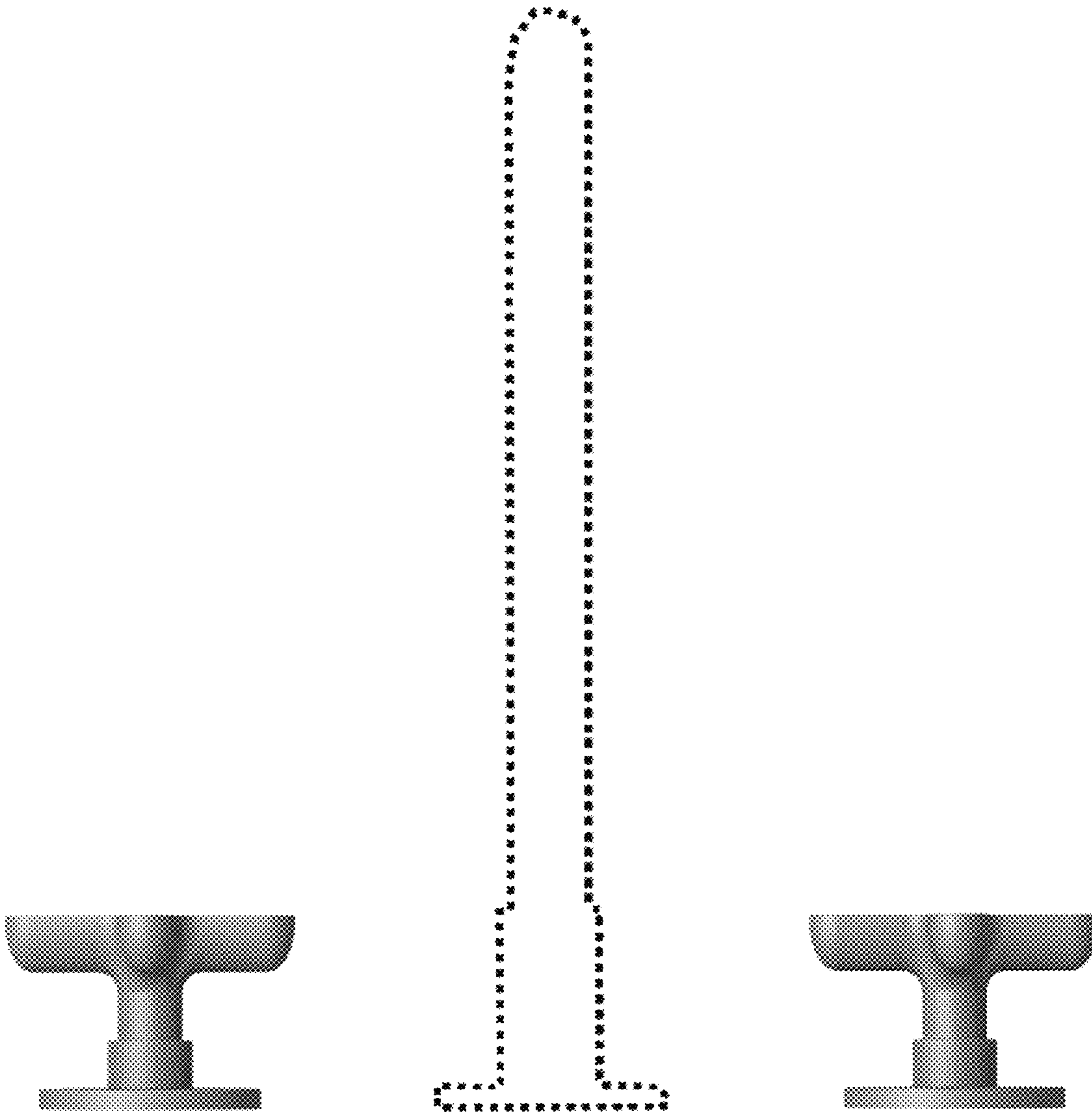


Figure 2

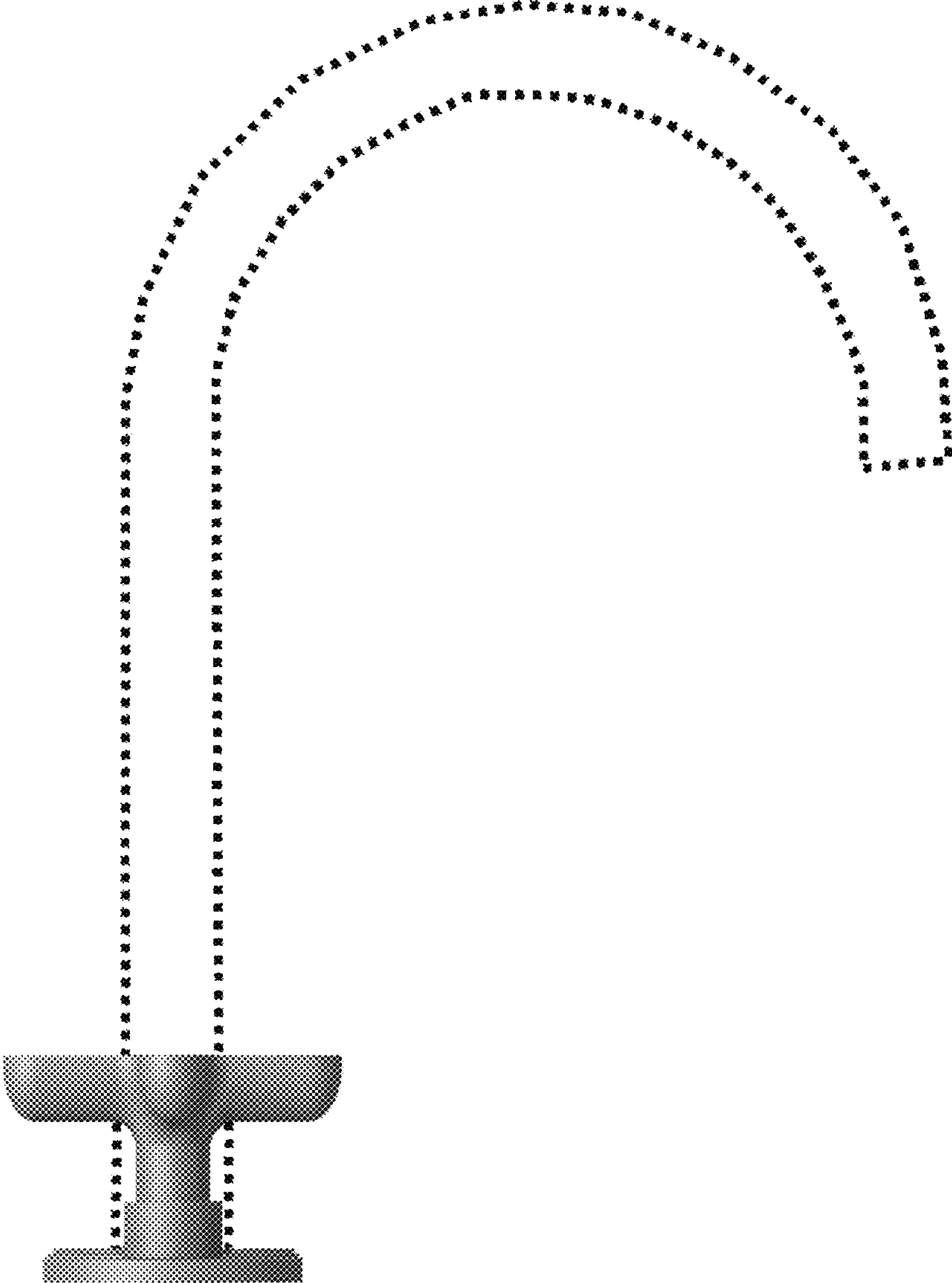


Figure 3