



US00D832378S

(12) **United States Design Patent**
Tsuji et al.

(10) **Patent No.:** **US D832,378 S**
(45) **Date of Patent:** **** Oct. 30, 2018**

(54) **DOLL**
(71) Applicant: **SANRIO COMPANY, LTD.**, Tokyo (JP)
(72) Inventors: **Masaki Tsuji**, Tokyo (JP); **Yumiko Muramoto**, Tokyo (JP)
(73) Assignee: **SANRIO COMPANY, LTD.**, Tokyo (JP)

D534,224 S * 12/2006 Sutton D21/604
D620,991 S * 8/2010 Pozo D11/158
D633,577 S * 3/2011 Dalton D21/576
D650,868 S * 12/2011 Dalton D21/576
D658,239 S * 4/2012 Stewart D21/596
D658,241 S * 4/2012 Ahrendsen D21/605
D681,132 S * 4/2013 Dalton D21/576
D701,273 S * 3/2014 Stewart D21/600

(Continued)

(**) Term: **15 Years**
(21) Appl. No.: **29/601,044**
(22) Filed: **Apr. 18, 2017**

FOREIGN PATENT DOCUMENTS

JP D1231041 2/2005

OTHER PUBLICATIONS

U.S. Appl. No. 29/586,065, filed Nov. 30, 2016.

(Continued)

(30) **Foreign Application Priority Data**

Dec. 7, 2016 (JP) 2016-026567

(51) **LOC (11) Cl.** **21-01**

(52) **U.S. Cl.**
USPC **D21/658**; D21/576

(58) **Field of Classification Search**
USPC D6/598; D11/158, 162; D21/576-595,
D21/596, 604-605, 611, 617, 655-656,
D21/658-661; 446/368-369, 376, 428,
446/487; 180/8.6; D30/160
CPC ... A63H 3/00; A63H 3/02; A63H 3/04; A63H
3/16; A63H 3/28; A63H 3/36; A63H
33/00; A63H 7/06; A63H 11/00; A63H
11/10; A63H 11/20; A63H 13/00
See application file for complete search history.

Primary Examiner — Sandra L Morris

(74) *Attorney, Agent, or Firm* — Banner & Witcoff, Ltd.

(57) **CLAIM**

The ornamental design for a doll, as shown and described.

DESCRIPTION

FIG. 1 is a front perspective view of a doll showing our new design;
FIG. 2 is a front view thereof;
FIG. 3 is a rear view thereof;
FIG. 4 is a left side view thereof;
FIG. 5 is a right side view thereof;
FIG. 6 is a top plan view thereof;
FIG. 7 is a bottom plan view thereof; and,
FIG. 8 is a left side view thereof showing the doll in another position.


The broken lines showing the remainder of the doll represent unclaimed subject matter and form no part of the claimed design. The dot-dashed lines immediately adjacent to the shaded area represent unclaimed boundaries of the design.

(56) **References Cited**

U.S. PATENT DOCUMENTS

D141,074 S * 5/1945 Marossi D21/655
D141,075 S * 5/1945 Marossi D21/655
D166,051 S * 2/1952 Sector D21/588
D500,817 S * 1/2005 Forte D21/604
D517,619 S * 3/2006 Saruhashi D21/576

1 Claim, 5 Drawing Sheets



(56)

References Cited

U.S. PATENT DOCUMENTS

D701,579 S	*	3/2014	Tan	D21/576
D703,768 S	*	4/2014	Carlson	D21/596
D709,142 S	*	7/2014	Johnson	D21/596
D745,266 S	*	12/2015	Jabbour, Jr.	D21/604
D747,092 S	*	1/2016	Jabbour, Jr.	D21/604

OTHER PUBLICATIONS

U.S. Appl. No. 29/586,055, filed Nov. 30, 2016.
U.S. Appl. No. 29/586,066, filed Nov. 30, 2016.
U.S. Appl. No. 29/586,068, filed Nov. 30, 2016.
U.S. Appl. No. 29/586,061, filed Nov. 30, 2016.
U.S. Appl. No. 29/601,027, filed Apr. 18, 2017.
U.S. Appl. No. 29/601,040, filed Apr. 18, 2017.
U.S. Appl. No. 29/601,048, filed Apr. 18, 2017.
U.S. Appl. No. 29/601,055, filed Apr. 18, 2017.
U.S. Appl. No. 29/601,101, filed Apr. 19, 2017.
U.S. Appl. No. 29/601,036, filed Apr. 18, 2017.

* cited by examiner

FIG. 1




FIG. 2




FIG. 3




FIG. 4

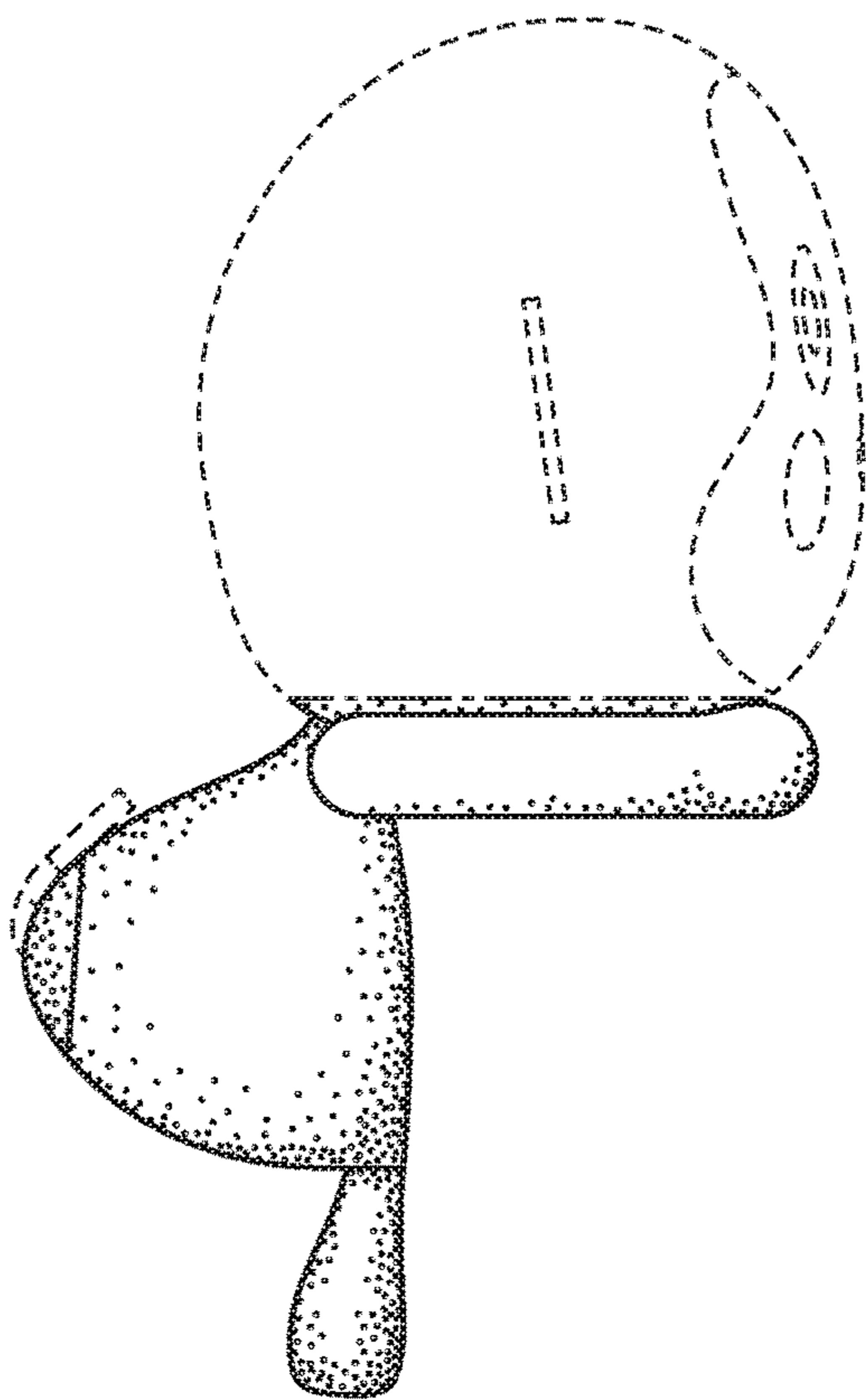


FIG. 5

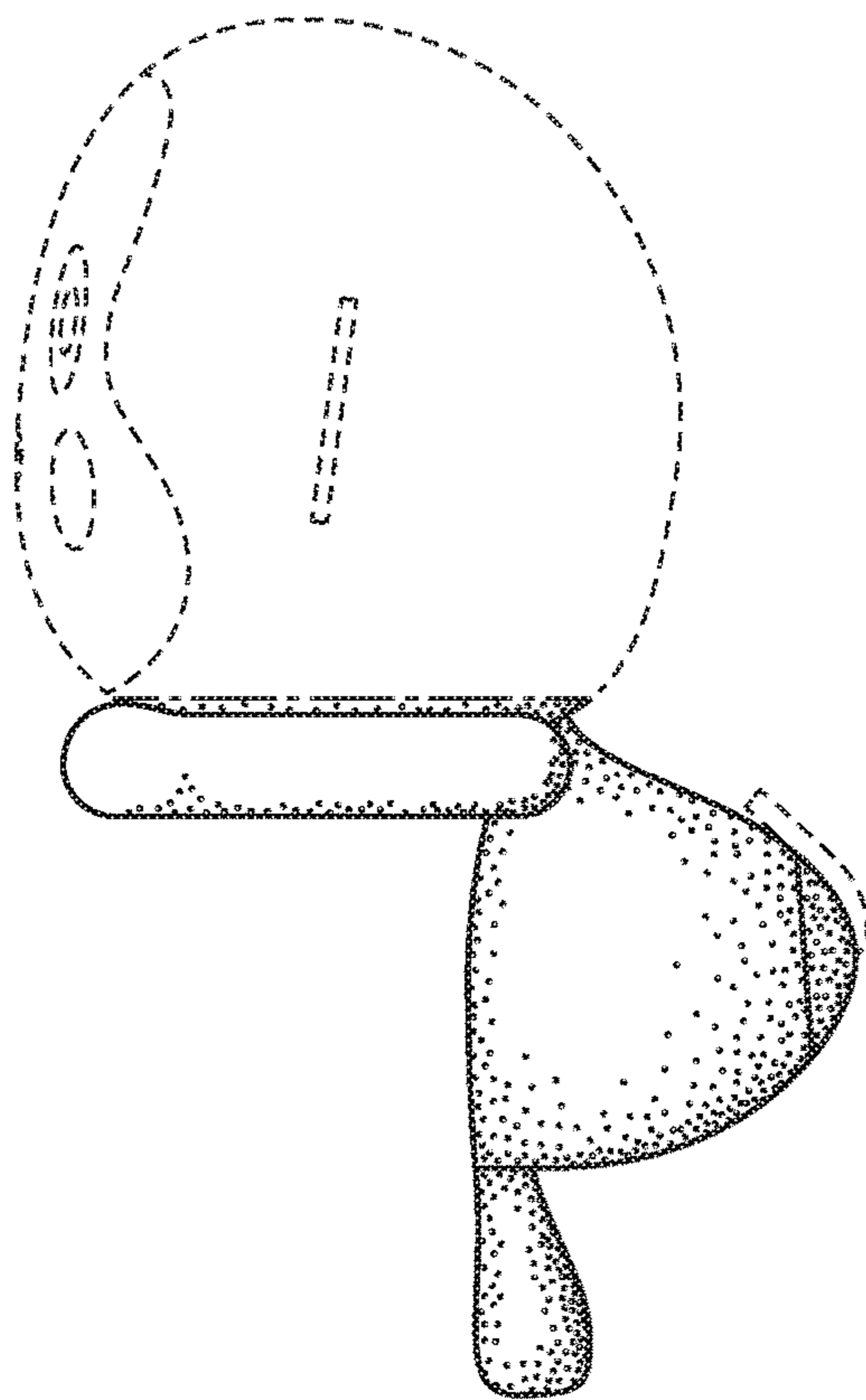


FIG. 6

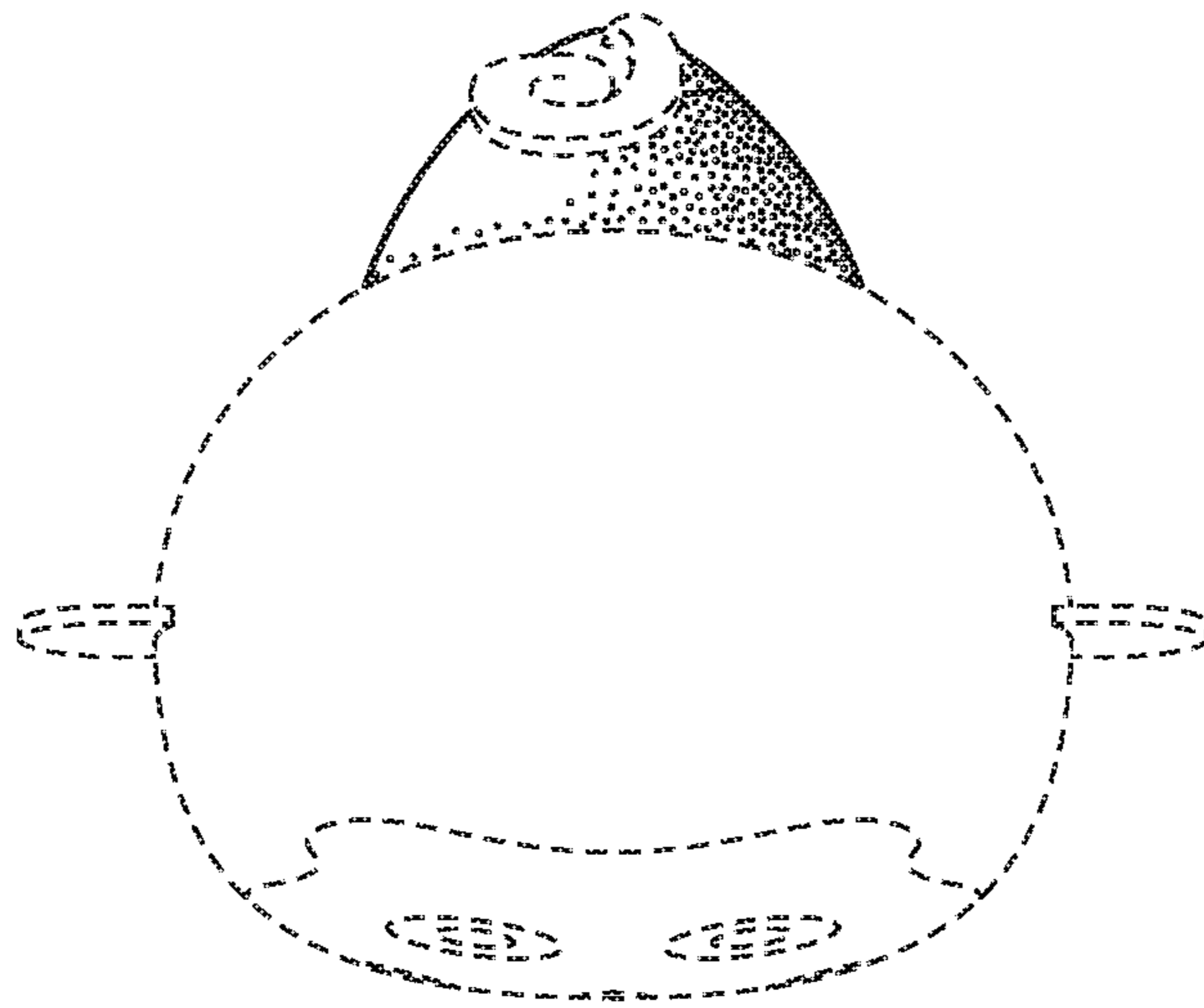


FIG. 7

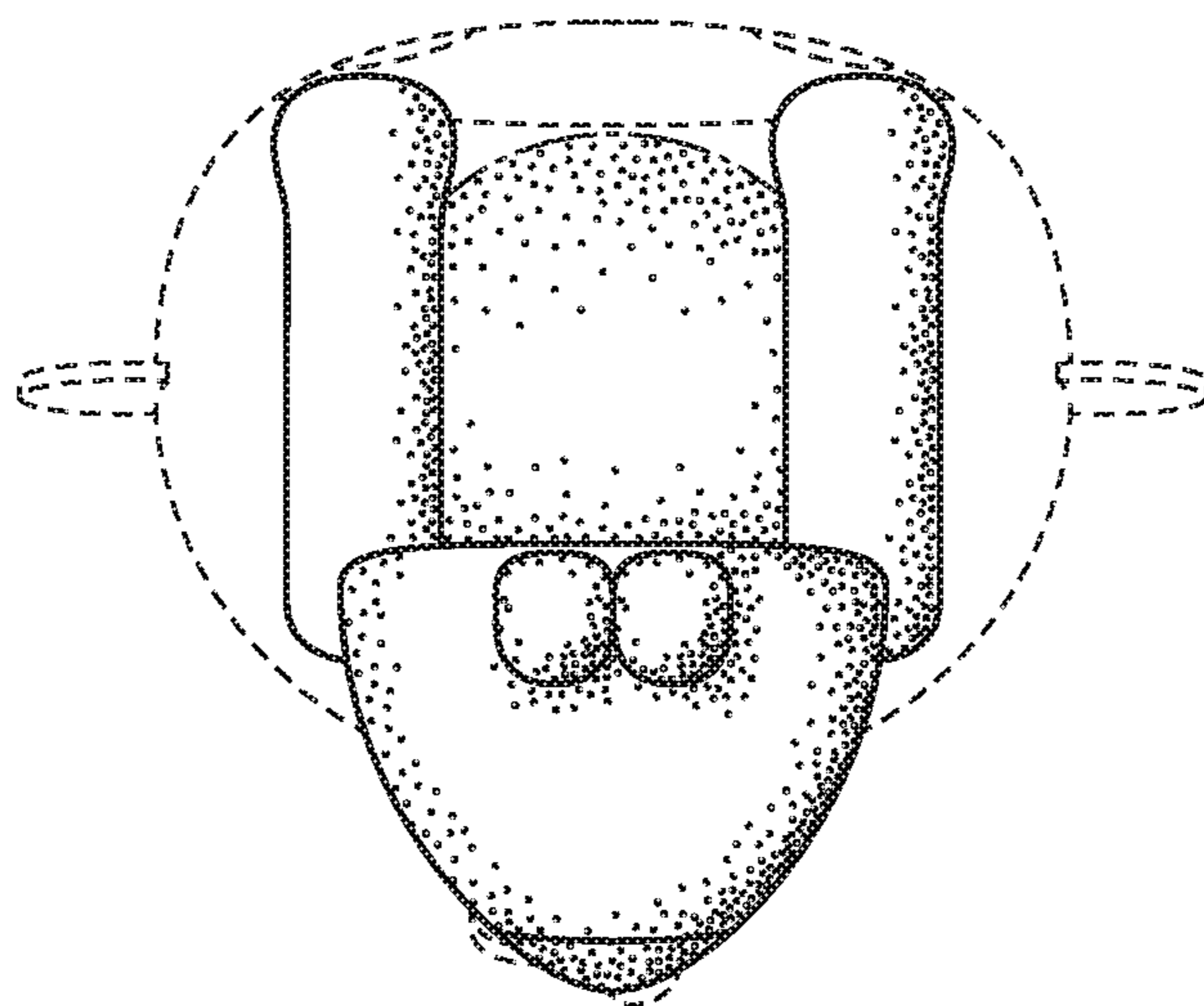


FIG. 8

