



US00D832377S

(12) **United States Design Patent** (10) **Patent No.:** **US D832,377 S**
Tsuji (45) **Date of Patent:** **** Oct. 30, 2018**

(54) **DOLL**
(71) Applicant: **SANRIO COMPANY, LTD.**, Tokyo (JP)
(72) Inventor: **Masaki Tsuji**, Tokyo (JP)
(73) Assignee: **SANRIO COMPANY, LTD.**, Tokyo (JP)

D650,868 S * 12/2011 Dalton D21/576
D658,239 S * 4/2012 Stewart D21/596
D658,241 S * 4/2012 Ahrendsen D21/605
D681,132 S * 4/2013 Dalton D21/576
D701,273 S * 3/2014 Stewart D21/600
D701,579 S * 3/2014 Tan D21/576
D745,266 S * 12/2015 Jabbour, Jr. D21/604

(Continued)

FOREIGN PATENT DOCUMENTS

JP D1231041 2/2005

OTHER PUBLICATIONS

Nov. 30, 2016—U.S. Appl. No. 29/586,065.

(Continued)

Primary Examiner — Sandra L Morris

(74) *Attorney, Agent, or Firm* — Banner & Witcoff, Ltd.

(**) Term: **15 Years**
(21) Appl. No.: **29/601,036**
(22) Filed: **Apr. 18, 2017**

(30) **Foreign Application Priority Data**

Oct. 19, 2016 (JP) 2016-022766

(51) **LOC (11) Cl.** **21-01**

(52) **U.S. Cl.**
USPC **D21/658; D21/576**

(58) **Field of Classification Search**
USPC D6/598; D11/158, 162; D21/576–595,
D21/604–605, 609, 617, 655–656,
D21/658–661; 446/368–369, 376, 428,
446/487; 180/8.6; D30/160
CPC ... A63H 3/00; A63H 3/02; A63H 3/04; A63H
3/16; A63H 3/28; A63H 3/36; A63H
33/00; A63H 7/06; A63H 11/00; A63H
11/10; A63H 11/20; A63H 13/00
See application file for complete search history.

(57) **CLAIM**

The ornamental design for a doll, as shown and described.

DESCRIPTION

FIG. 1 is a front perspective view of a doll showing my new design;
FIG. 2 is a front view thereof;
FIG. 3 is a rear view thereof;
FIG. 4 is a left side view thereof;
FIG. 5 is a right side view thereof;
FIG. 6 is a top plan view thereof;
FIG. 7 is a bottom plan view thereof; and,
FIG. 8 is a left side view thereof showing the doll in another position.


The broken lines showing the remainder of the doll represent unclaimed subject matter and form no part of the claimed design. The dot-dashed lines immediately adjacent to the shaded area represent unclaimed boundaries of the design.

1 Claim, 5 Drawing Sheets

(56) **References Cited**

U.S. PATENT DOCUMENTS

D141,074 S * 5/1945 Marossi D21/655
D141,075 S * 5/1945 Marossi D21/655
D500,817 S * 1/2005 Forte D21/604
D517,619 S * 3/2006 Saruhashi D21/576
D534,224 S * 12/2006 Sutton D21/604
D633,577 S * 3/2011 Dalton D21/576



(56)

References Cited

U.S. PATENT DOCUMENTS

D747,092 S * 1/2016 Jabbour, Jr. D21/604

OTHER PUBLICATIONS

Nov. 30, 2016—U.S. Appl. No. 29/586,055.
Nov. 30, 2016—U.S. Appl. No. 29/586,066.
Nov. 30, 2016—U.S. Appl. No. 29/586,068.
Nov. 30, 2016—U.S. Appl. No. 29/586,061.
Apr. 18, 2017—U.S. Appl. No. 29/601,027.
Apr. 18, 2017—U.S. Appl. No. 29/601,040.
Apr. 18, 2017—U.S. Appl. No. 29/601,044.
Apr. 18, 2017—U.S. Appl. No. 29/601,048.
Apr. 18, 2017—U.S. Appl. No. 29/601,055.
Apr. 19, 2017—U.S. Appl. No. 29/601,101.

* cited by examiner

FIG. 1

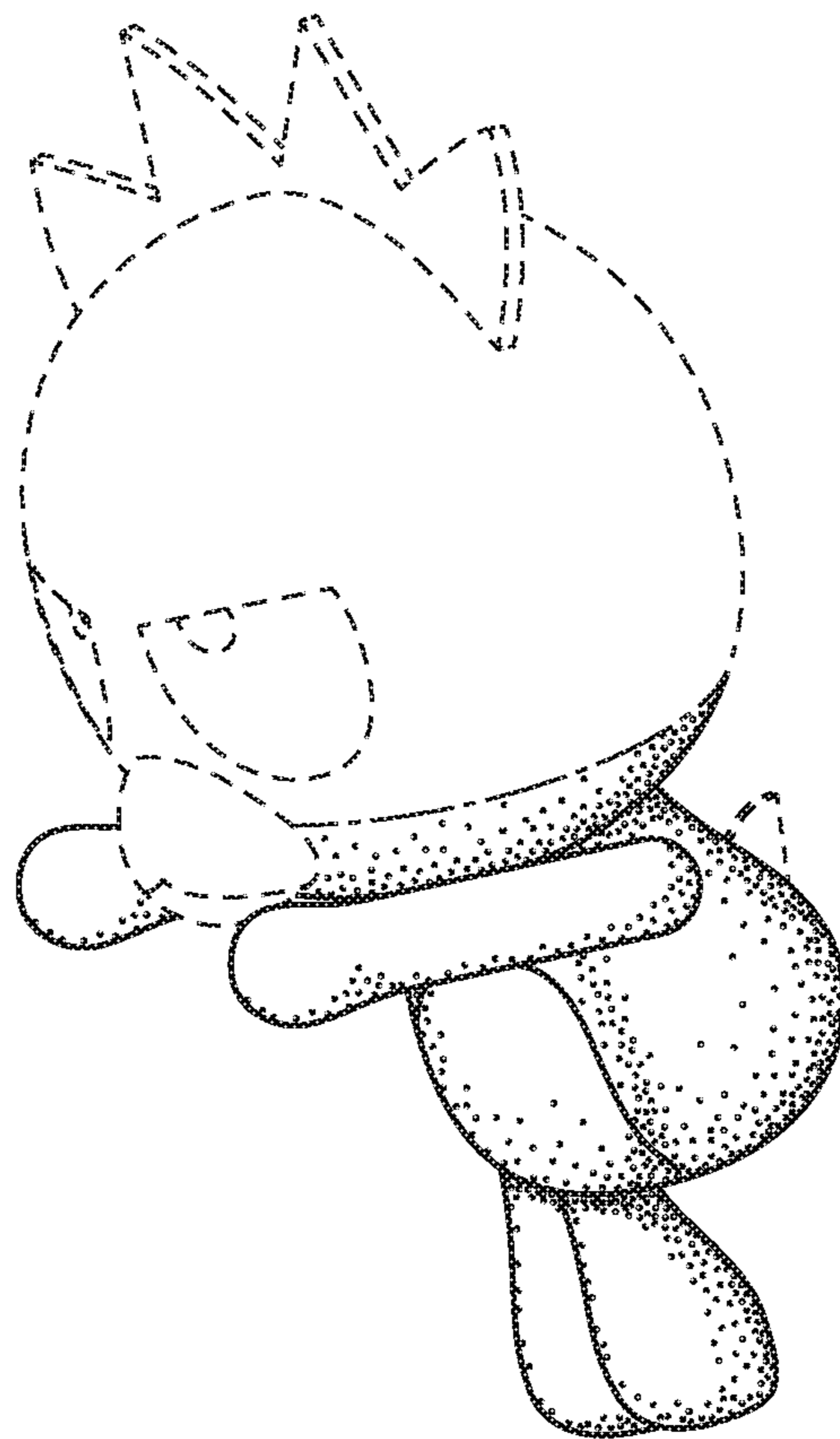


FIG. 2

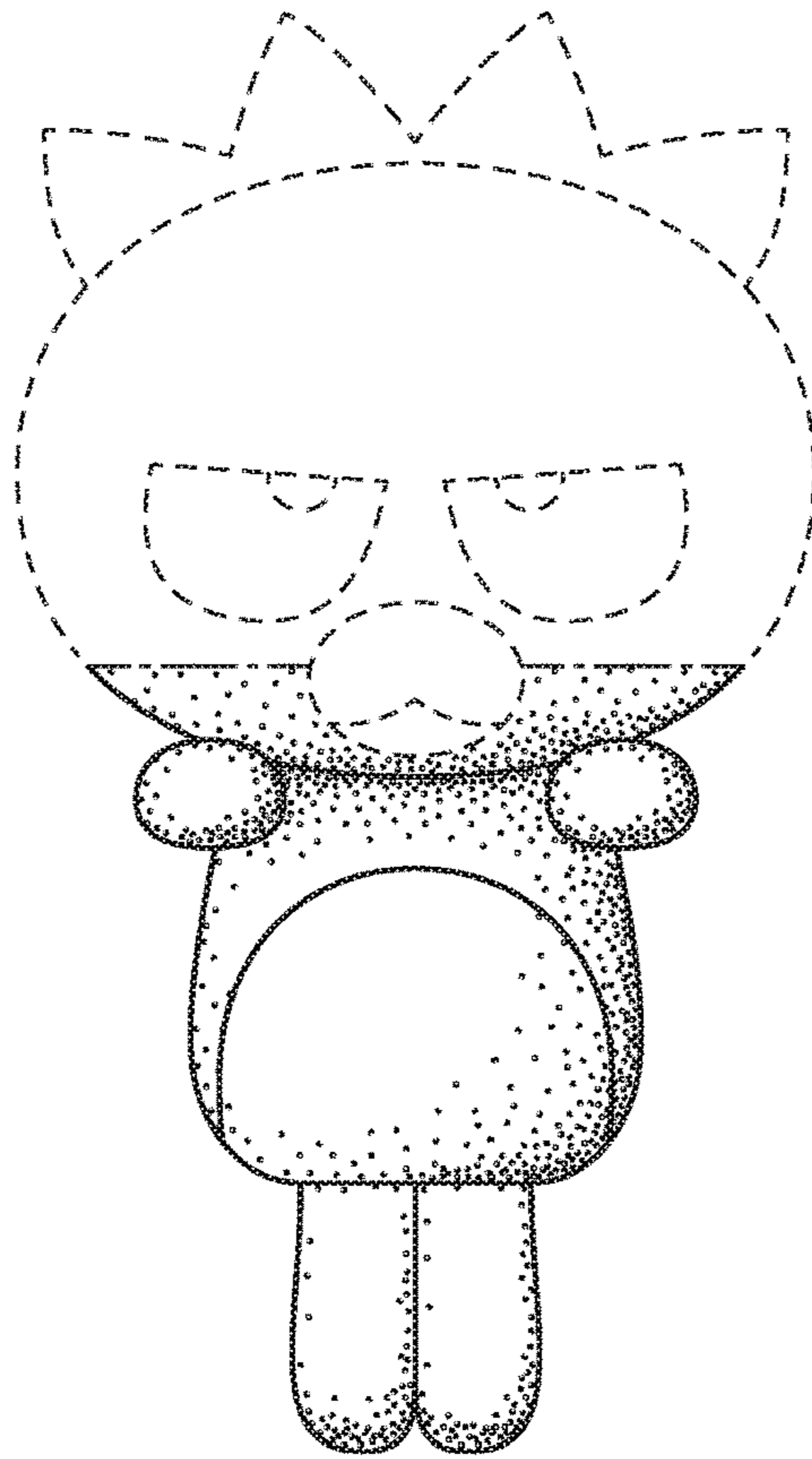


FIG. 3

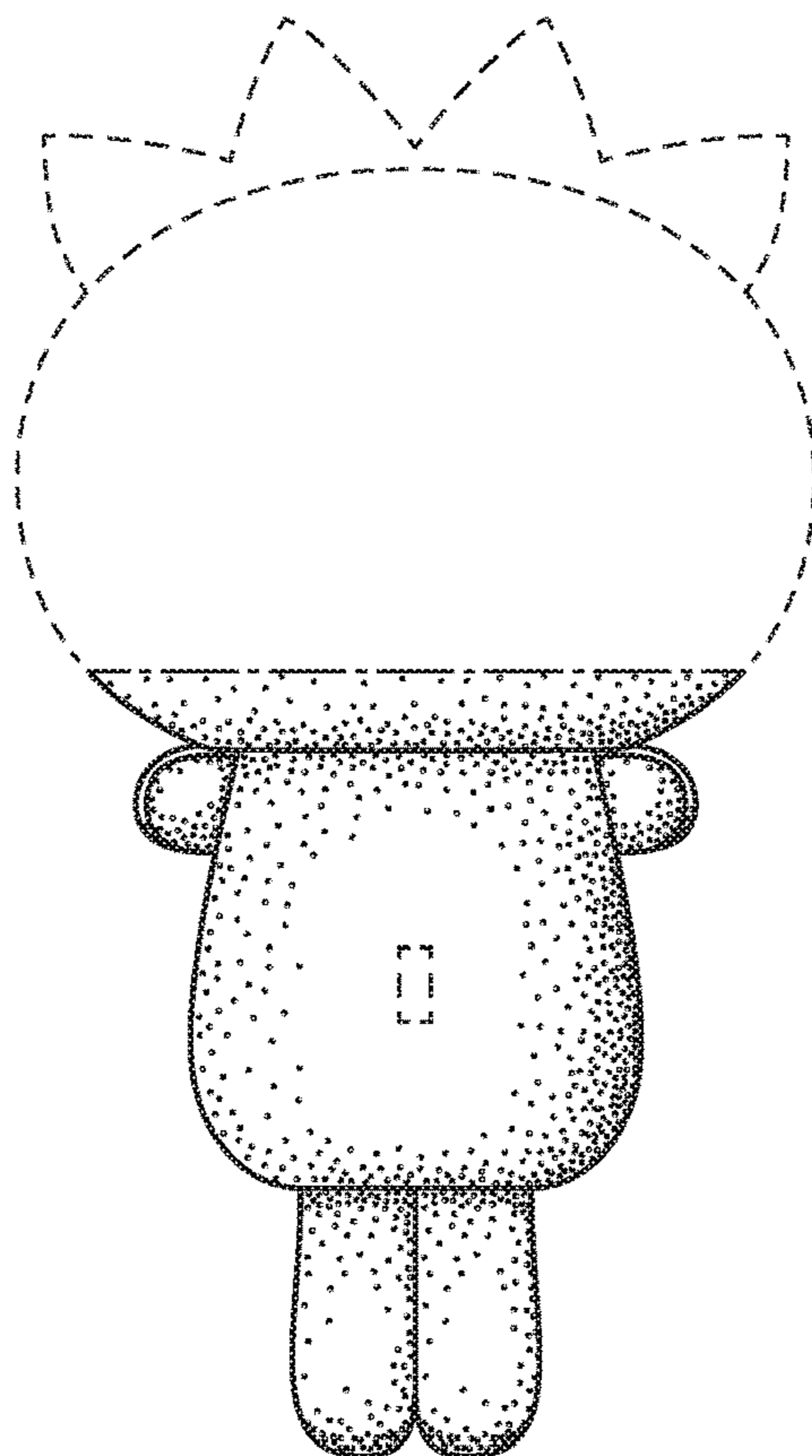


FIG. 4

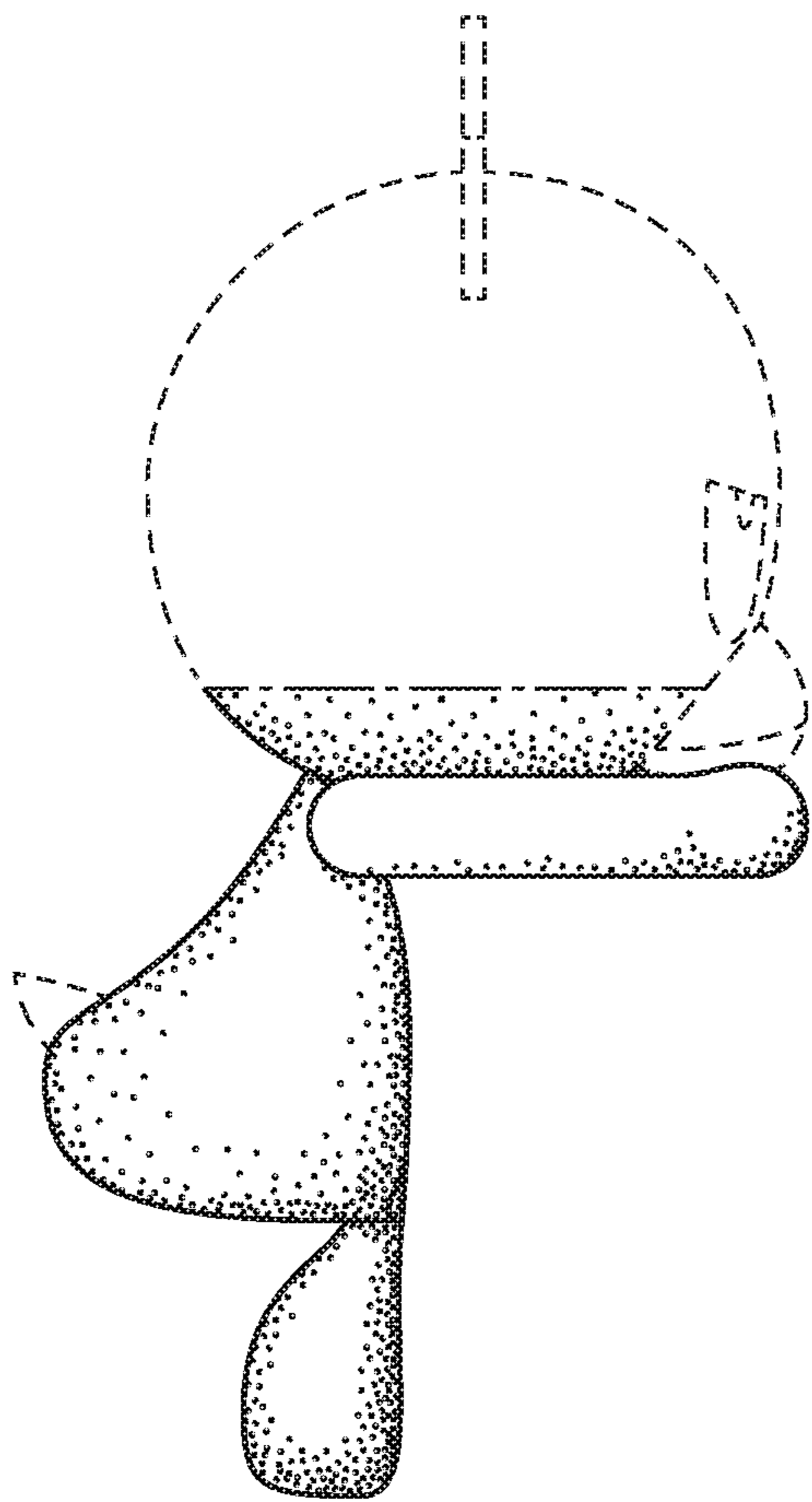


FIG. 5

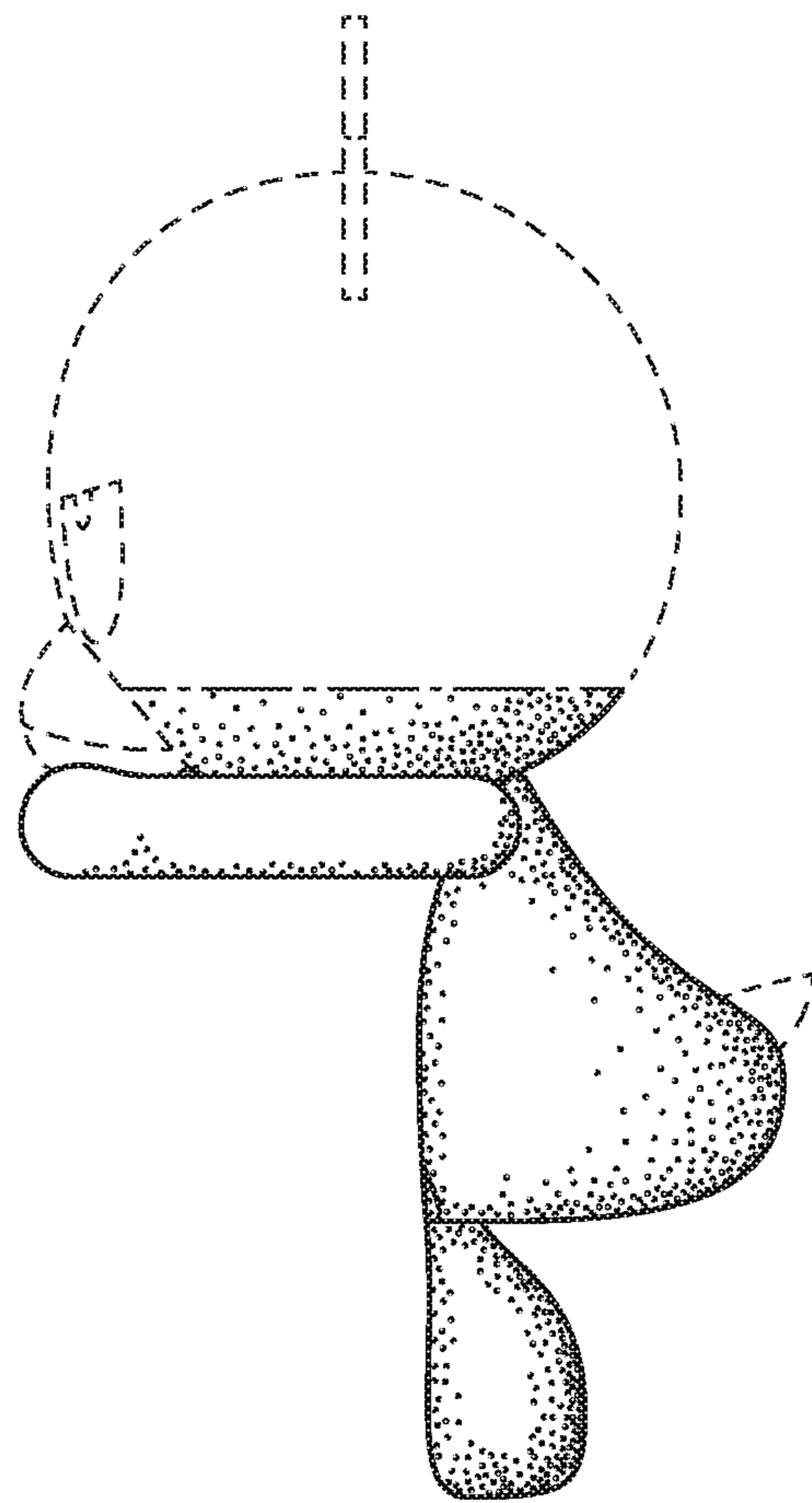


FIG. 6

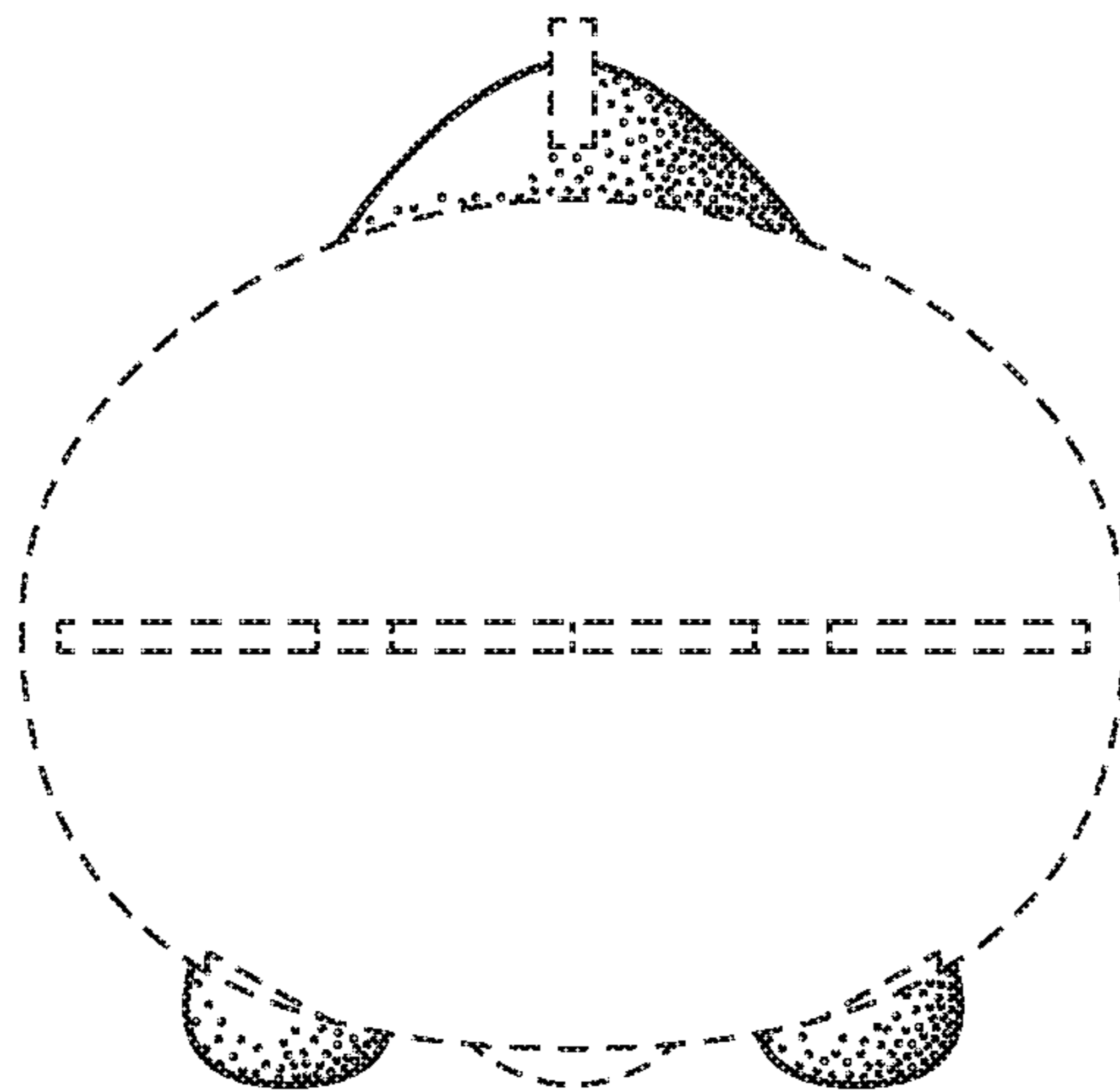


FIG. 7

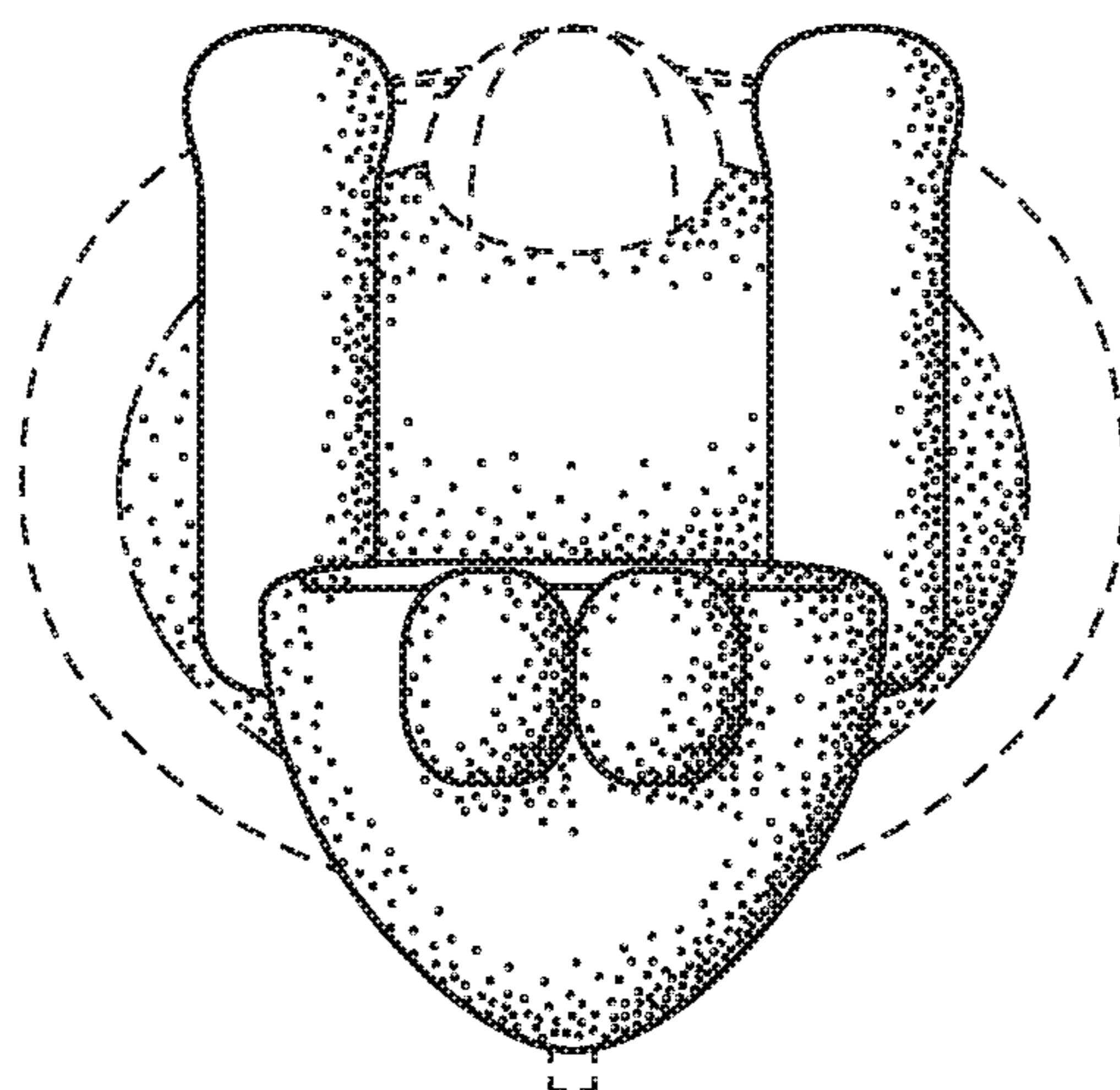


FIG. 8

