



US00D832364S

(12) **United States Design Patent**
Findley

(10) **Patent No.:** **US D832,364 S**

(45) **Date of Patent:** **** Oct. 30, 2018**

- (54) **KNIGHT CHESS PIECE**
- (71) Applicant: **Jill Findley**, Allenwood, NJ (US)
- (72) Inventor: **Jill Findley**, Allenwood, NJ (US)
- (**) Term: **15 Years**
- (21) Appl. No.: **29/621,628**
- (22) Filed: **Oct. 10, 2017**
- (51) **LOC (11) Cl.** **21-01**
- (52) **U.S. Cl.**
USPC **D21/388**
- (58) **Field of Classification Search**
USPC D21/300, 334, 335, 338-341, 343, 345,
D21/346, 348-351, 355, 357, 359, 362,
D21/363, 365, 376, 378, 388, 389
CPC A63F 3/00006; A63F 3/00056; A63F
3/00138
See application file for complete search history.

- D248,984 S * 8/1978 Lamonica D21/389
- D289,853 S * 5/1987 Johnson, Jr. D11/159
- D567,298 S * 4/2008 Jones D21/349
- D715,365 S * 10/2014 Thomas D21/389

* cited by examiner

Primary Examiner — George D. Kirschbaum
Assistant Examiner — Joseph J Kukella
 (74) *Attorney, Agent, or Firm* — Gertner Mandel, LLC;
 Richard Malagiere, Esq

(57) **CLAIM**

I claim the ornamental design for the knight chess piece, as shown and described.

DESCRIPTION


FIG. 1 is a front perspective view of the knight chess piece of the present invention.
 FIG. 2 is a front view thereof.
 FIG. 3 is a rear view thereof.
 FIG. 4 is a side view thereof.
 FIG. 5 is a side view thereof.
 FIG. 6 is a top view thereof; and,
 FIG. 7 is a bottom view thereof.

(56) **References Cited**

U.S. PATENT DOCUMENTS

- D137,419 S * 3/1944 Kunen 273/288
- D158,516 S * 5/1950 Schlossberg 273/288

1 Claim, 4 Drawing Sheets






FIG. 1

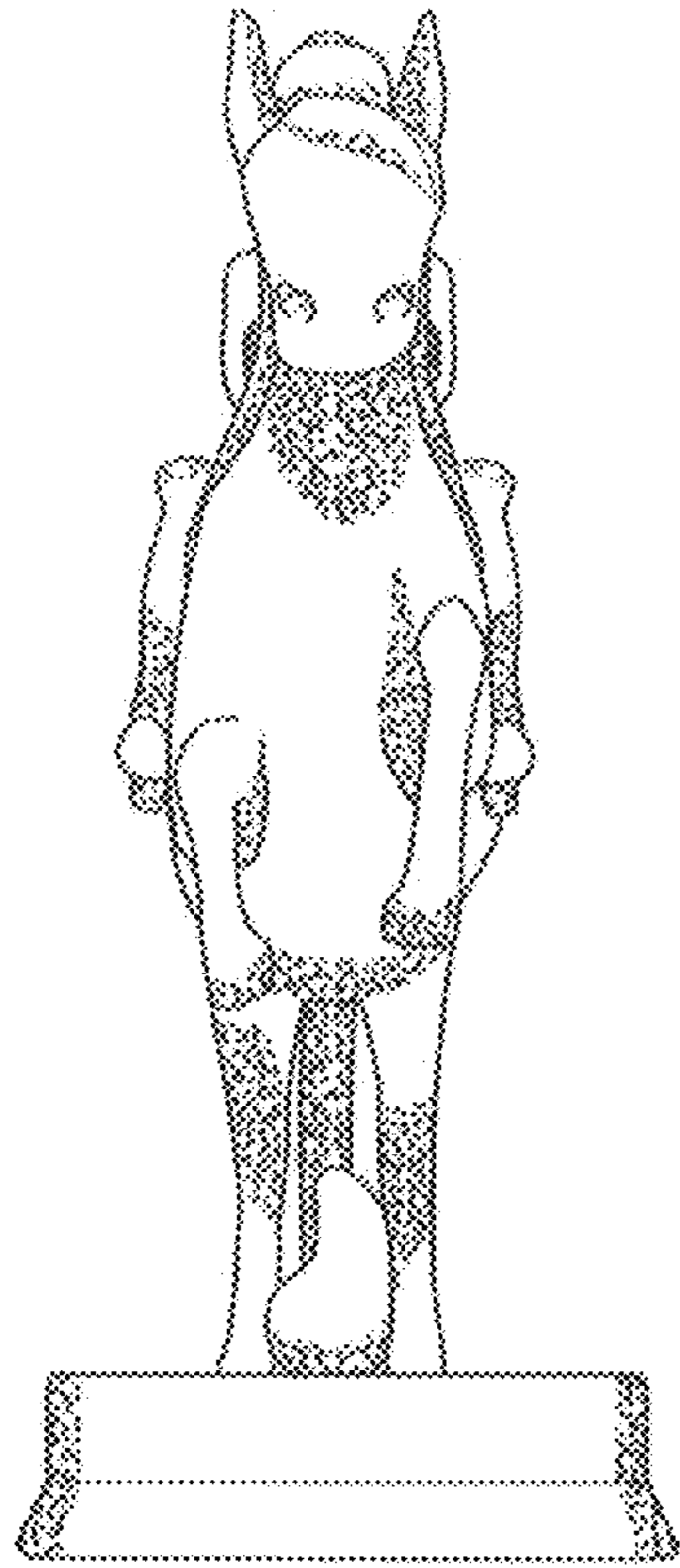


FIG. 2

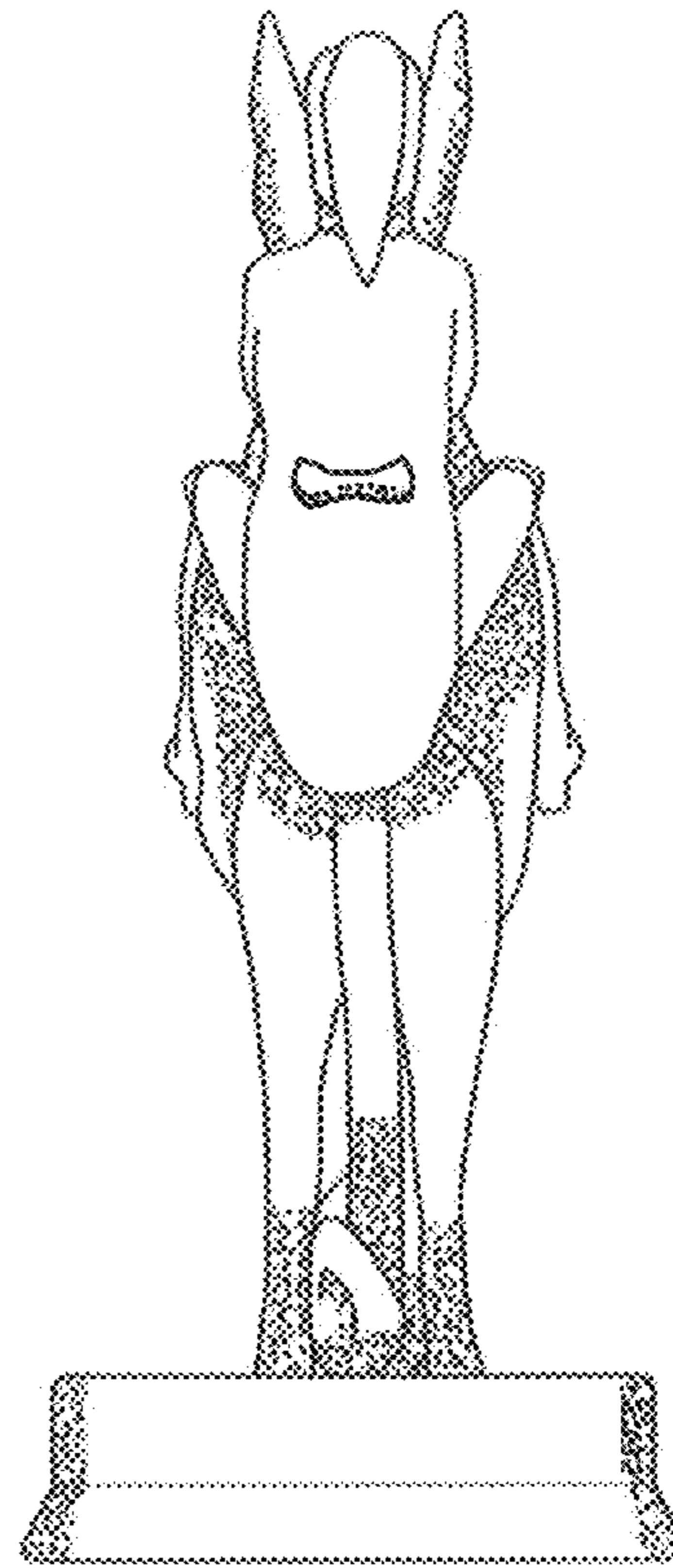


FIG. 3




FIG. 4




FIG. 5

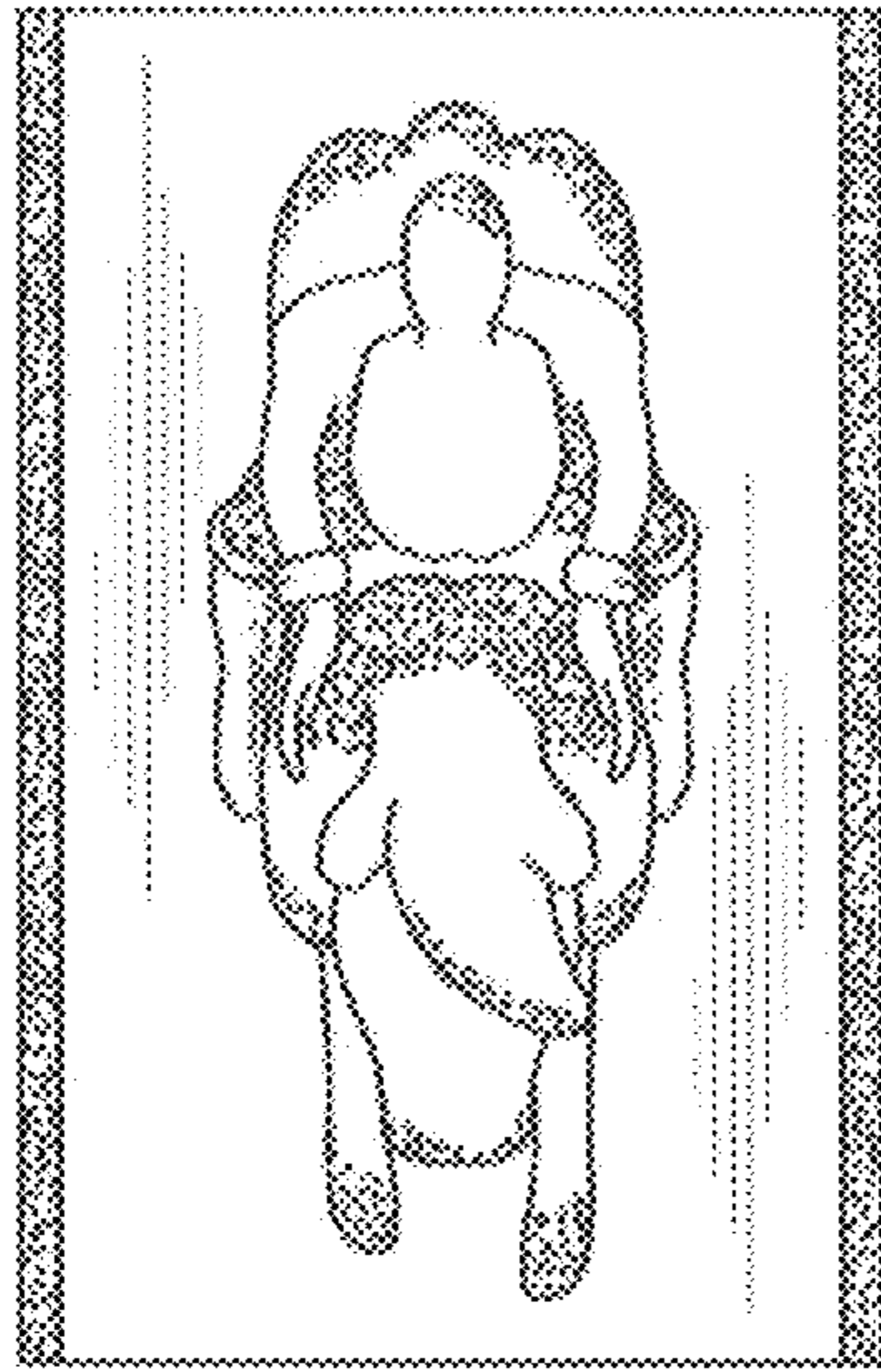


FIG. 6




FIG. 7